



WOOD TOUCHED BY LIGHT

*High Fidelity*

Chou Book

**pdf**

**Collection 2013**





Yonoh Studio

**CHOU . Chinese Shadows.**

Inspired by the film "The World of Susie Wong" designers Yonoh studio plunge us into the cinematic aroma of Hong Kong with the Chou series. An object that decorate any room with tales from the Far East.

**CHOU . Sombras chinas.**

*Inspirada en la banda sonora de "El mundo de Susie Wong". En este aroma cinéfilo se zambulle el estudio Yonoh para presentarnos la serie de lámparas CHOU. Un objeto de atrezzo que viste la estancia con historias que viajan desde oriente*

Chou

PENDANT SUSPENSIÓN	Info	Recommended bulbs Bombillas recomendadas	Packaging Embalaje	Dimensions/In Dimensiones/cm
-----------------------	------	---	-----------------------	---------------------------------

CHOU SPB



THE FAMILY  
FAMILIA


Pendant, floor,  
& table  
Suspensión, pie,  
& mesa

Certificates  
Certificados



Wood shade  
colors

Acabados madera  
natural



Bulbs Not Included  
Bombilla No Incluida

Bottom diffuser  
Matt satin acrylic  
Difusor inferior  
Metacrilato satinado  
mate

E-27

- ⦿ CFL mini globe ø 45  
Bajo consumo  
1 x 11w  
or / o
- ⦿ CFL mini globe ø 60  
Bajo consumo  
1 x 11w DIM  
or / o
- ⦿ LED globe ø 60  
Globo LED ø 60  
1 x 11 w DIM

Class2

USA & CANADA

Medium Base

- ⦿ CFL Globe  
1 x 15 w max.  
or
- ⦿ G-25 Incandescent  
1 x 60 w max.

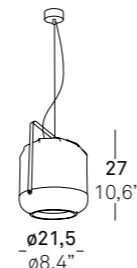
GU-24 Base  
Up-Charge Option

- ⦿ CFL Globe  
1 x 15 w max.

Box size  
Tamaño caja  
30x30x37 cm

Volume  
Volumen  
0,033 m³

Weight  
Peso  
1,8 Kg



CHOU SPA



Base  
Black lacquered  
spun metal  
Base  
Metal repulsado  
acabado en negro

Metal canopy  
Brushed nickel  
Florón metálico  
Acabado níquel  
ø 6 cm / ø 4,8" (USA)

Electrical cable  
Transparent  
2m / 98,4" drop  
Cable eléctrico  
Transparente  
2 m

Steel cables  
98,4" drop  
Cables de acero  
2 m

E-27

- ⦿ CFL double tube  
Bajo consumo  
1 x 20 w  
or / o
- ⦿ CFL double tube  
Bajo consumo  
1 x 18 w DIM  
or / o
- ⦿ LED globe ø 60  
Globo LED ø 60  
1 x 11 w DIM

Class2

USA & CANADA

Medium Base

- ⦿ CFL Globe  
1 x 15 w max.  
or
- ⦿ G-25 Incandescent  
1 x 60 w max.

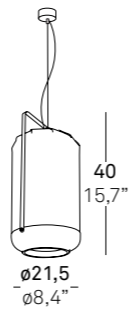
GU-24 Base  
Up-Charge Option

- ⦿ CFL Globe  
1 x 15 w max.

Box size  
Tamaño caja  
30x30x50 cm

Volume  
Volumen  
0,045 m³

Weight  
Peso  
2 Kg



DESIGNER  
DISEÑADOR  
Yonoh Studio

Chou

PENDANT SUSPENSION	Info	Recommended bulbs Bombillas recomendadas	Packaging Embalaje	Dimensions/In Dimensiones/cm
-----------------------	------	---	-----------------------	---------------------------------

CHOU SMB



THE FAMILY  
FAMILIA

Pendant, floor,  
& table  
Suspensión, pie,  
& mesa

Certificates  
Certificados



Wood shade  
colors

Acabados madera  
natural



Bulbs Not Included  
Bombilla No Incluida

Bottom diffuser  
Matt satin acrylic  
Difusor inferior  
Metacrilato satinado  
mate

E-27

- ⦿ CFL globe ø 98  
Bajo consumo  
1 x 23 w  
or / o
- ⦿ CFL globe ø 120  
Bajo consumo  
1 x 15 w DIM  
or / o
- ⦿ LED globe ø 92  
Globo LED  
1 x 14 w DIM

Class2

USA & CANADA

Medium Base

- ⦿ CFL Globe  
1 x 18 w max.  
or
- ⦿ G-25 Incandescent  
1 x 100 w max.

GU-24 Base  
Up-Charge Option

- ⦿ CFL Globe  
1 x 18 w max.

Box size  
Tamaño caja  
40x40x47 cm

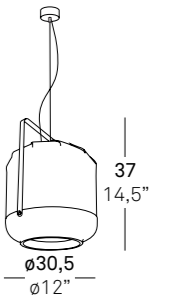
Volume  
Volumen  
0,075 m³

Weight  
Peso  
3,2 Kg

USA & CANADA

Box size  
16x16x19"

Weight  
7 Lb



CHOU SMA



Base  
Black lacquered  
spun metal  
Base  
Metal repulsado  
acabado en negro

Metal canopy  
Brushed nickel  
Florón metálico  
Acabado níquel  
ø 8 cm / ø 4,8" (USA)

Electrical cable  
Transparent  
2m / 98,4" drop  
Cable eléctrico  
Transparente  
2 m

Steel cables  
98,4" drop  
Cables de acero  
2 m

Box size  
Tamaño caja  
40x40x71 cm

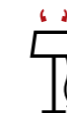
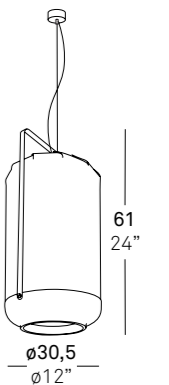
Volume  
Volumen  
0,114 m³

Weight  
Peso  
4,1 Kg

USA & CANADA

Box size  
16x16x28"

Weight  
9 Lb



DESIGNER  
DISEÑADOR  
Yonoh Studio

Chou

PENDANT  
SUSPENSIÓN

Info

Recommended bulbs  
Bombillas recomendadas

Packaging  
Embalaje

Dimensions/In  
Dimensiones/cm

CHOU SGB



THE FAMILY  
FAMILIA

Pendant, floor,  
& table  
Suspensión, pie,  
& mesa

Certificates  
Certificados



Wood shade  
colors

Acabados madera  
natural



Bulbs Not Included  
Bombilla No Incluida

Bottom diffuser  
Matt satin acrylic  
Difusor inferior  
Metacrilato satinado  
mate

E-27

CFL globe ø 98  
Bajo consumo  
1 x 23 w  
or / o

CFL globe ø 120  
Bajo consumo  
1 x 15 w DIM  
or / o

LED globe ø 92  
Globo LED  
1 x 14 w DIM

Class2

USA & CANADA

Medium Base

CFL Globe  
1 x 26 w max.

or  
G-25 Incandescent  
1 x 100 w max.

GU-24 Base  
Up-Charge Option

CFL Globe  
1 x 26 w max.

Box size  
Tamaño caja  
65,5x65,5x68 cm

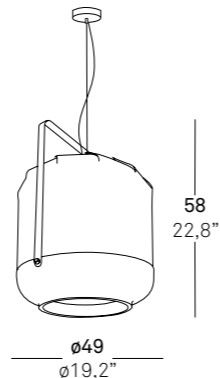
Volume  
Volumen  
0,292 m<sup>3</sup>

Weight  
Peso  
8 Kg

USA & CANADA

Box size  
26x26x27"

Weight  
18 Lb



CHOU SGA



Base  
Black lacquered  
spun metal  
Base  
Metal repulsado  
acabado en negro

Metal canopy  
Brushed nickel  
Florón metálico  
Acabado níquel  
ø 12 cm / ø 4,8" (USA)

Electrical cable  
Transparent  
2m / 98,4" drop  
Cable eléctrico  
Transparente  
2 m

Steel cables  
98,4" drop  
Cables de acero  
2 m

E-27

CFL double tube  
Bajo consumo  
1 x 60 w  
or / o

LED globe ø 60  
Globo LED ø 60  
1 x 13 w DIM

Dimmable version available  
Versión dimerable disponible

Class2

USA & CANADA

Medium Base

CFL Globe  
1 x 26 w max.

or  
G-25 Incandescent  
1 x 100 w max.

GU-24 Base  
Up-Charge Option

CFL Globe  
1 x 26 w max.

Box size  
Tamaño caja  
65,5x65,5x97,5 cm

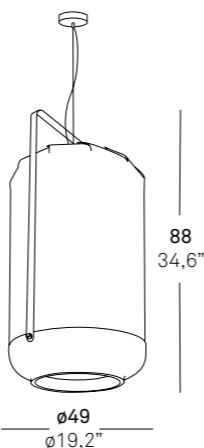
Volume  
Volumen  
0,418 m<sup>3</sup>

Weight  
Peso  
9,1 Kg

USA & CANADA

Box size  
26x26x39"

Weight  
20 Lb



Chou

FLOOR  
PIE

Info

Recommended bulbs  
Bombillas recomendadas

Packaging  
Embalaje

Dimensions/In  
Dimensiones/cm

CHOU MGB



THE FAMILY  
FAMILIA

Pendant, floor,  
& table  
Suspensión, pie,  
& mesa

Certificates  
Certificados



Wood shade  
colors

Acabados madera  
natural



Bulbs Not Included  
Bombilla No Incluida

Base  
Black lacquered  
spun metal  
Base  
Metal repulsado  
acabado en negro

Cord and plug  
with on/off switch  
or regulator (in DIM  
version)  
Black  
1,75 m / 68,89"  
Cable eléctrico  
y enchufe con  
interruptor de  
encendido / apagado  
o regulador (en  
version DIM)  
Negro  
1,75 m

DESIGNER  
DISEÑADOR  
Yonoh Studio

E-27

CFL globe ø 98  
Bajo consumo  
1 x 23 w  
or / o

CFL globe ø 120  
Bajo consumo  
1 x 15 w DIM  
or / o

LED globe ø 92  
Globo LED  
1 x 14 w DIM

Class2

USA & CANADA

Medium Base

CFL Globe  
1 x 26 w max.

or  
G-25 Incandescent  
1 x 100 w max.

GU-24 Base  
Up-Charge Option

CFL Globe  
1 x 26 w max.

Box size  
Tamaño caja  
65,5x65,5x68 cm

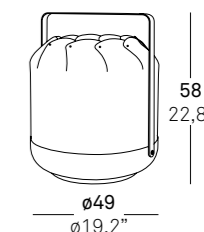
Volume  
Volumen  
0,292 m<sup>3</sup>

Weight  
Peso  
7,9 Kg

USA & CANADA

Box size  
26x26x27"

Weight  
18 Lb



CHOU MGA



E-27

CFL globe ø 98  
Bajo consumo  
1 x 23 w  
or / o

CFL globe ø 120  
Bajo consumo  
1 x 15 w DIM  
or / o

LED ø 50  
LED ø 50  
1 x 9 w DIM

Class2

USA & CANADA

Medium Base

CFL Globe  
1 x 26 w max.

or  
G-25 Incandescent  
1 x 100 w max.

GU-24 Base  
Up-Charge Option

CFL Globe  
1 x 26 w max.

Box size  
Tamaño caja  
65,5x65,5x97,5 cm

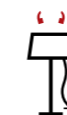
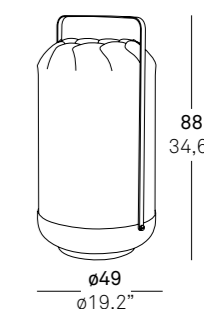
Volume  
Volumen  
0,418 m<sup>3</sup>

Weight  
Peso  
10 Kg

USA & CANADA

Box size  
26x26x39"

Weight  
18 Lb



Chou

TABLE MESA	Info	Recommended bulbs Bombillas recomendadas	Packaging Embalaje	Dimensions/In Dimensiones/cm
---------------	------	---	-----------------------	---------------------------------

CHOU MPB



THE FAMILY  
FAMILIA

Pendant, floor,  
& table  
Suspensión, pie,  
& mesa

Certificates  
Certificados



Wood shade  
colors  
Acabados madera  
natural



Bulbs Not Included  
Bombilla No Incluida

Base  
Black lacquered  
spun metal  
Base  
Metal repulsado  
acabado en negro

CHOU MPA



Cord and plug  
with on/off switch  
or regulator (in DIM  
version)  
Black  
1,4 m / 74,8"  
Cable eléctrico  
y enchufe con  
interruptor de  
encendido / apagado  
o regulador (en  
version DIM)  
Negro  
1,4 m

DESIGNER  
DISEÑADOR  
Yonoh Studio

E-27

- CFL mini globe ø 45  
Bajo consumo  
1 x 11w  
or / o
- CFL mini globe ø 60  
Bajo consumo  
1 x 11w DIM  
or / o
- LED globe ø 60  
Globo LED ø 60  
1 x 11 w DIM

Class2

USA & CANADA

Medium Base

- CFL Globe  
1 x 15 w max.  
or
- G-25 Incandescent  
1 x 60 w max.

GU-24 Base  
Up-Charge Option

- CFL Globe  
1 x 15 w max.

Box size  
Tamaño caja  
30x30x37 cm

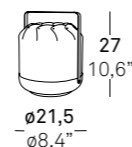
Volume  
Volumen  
0,033 m³

Weight  
Peso  
1,7 Kg

USA & CANADA

Box size  
12x12x15"

Weight  
4 Lb



Box size  
Tamaño caja  
30x30x50 cm

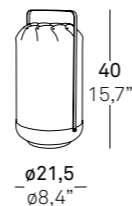
Volume  
Volumen  
0,045 m³

Weight  
Peso  
2 Kg

USA & CANADA

Box size  
12x12x20"

Weight  
5 Lb



Chou

TABLE MESA	Info	Recommended bulbs Bombillas recomendadas	Packaging Embalaje	Dimensions/In Dimensiones/cm
---------------	------	---	-----------------------	---------------------------------

CHOU MMB



THE FAMILY  
FAMILIA

Pendant, floor,  
& table  
Suspensión, pie,  
& mesa

Certificates  
Certificados



Wood shade  
colors  
Acabados madera  
natural



Bulbs Not Included  
Bombilla No Incluida

Base  
Black lacquered  
spun metal  
Base  
Metal repulsado  
acabado en negro

CHOU MMA



Cord and plug  
with on/off switch  
or regulator (in DIM  
version)  
Black  
1,32 m / 71,65"  
Cable eléctrico  
y enchufe con  
interruptor de  
encendido / apagado  
o regulador (en  
version DIM)  
Negro  
1,32 m

DESIGNER  
DISEÑADOR  
Yonoh Studio

E-27

- CFL globe ø 98  
Bajo consumo  
1 x 23 w  
or / o
- CFL globe ø 120  
Bajo consumo  
1 x 15 w DIM  
or / o
- LED globe ø 92  
Globo LED  
1 x 14 w DIM

Class2

USA & CANADA

Medium Base

- CFL Globe  
1 x 18 w max.  
or
- G-25 Incandescent  
1 x 100 w max.

GU-24 Base  
Up-Charge Option

- CFL Globe  
1 x 18 w max.

Box size  
Tamaño caja  
40x40x47 cm

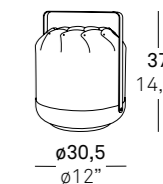
Volume  
Volumen  
0,075 m³

Weight  
Peso  
3,4 Kg

USA & CANADA

Box size  
16x16x19"

Weight  
8 Lb



Box size  
Tamaño caja  
40x40x71 cm

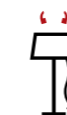
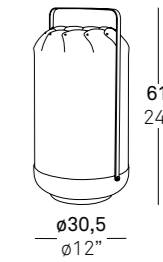
Volume  
Volumen  
0,114 m³

Weight  
Peso  
4,2 Kg

USA & CANADA

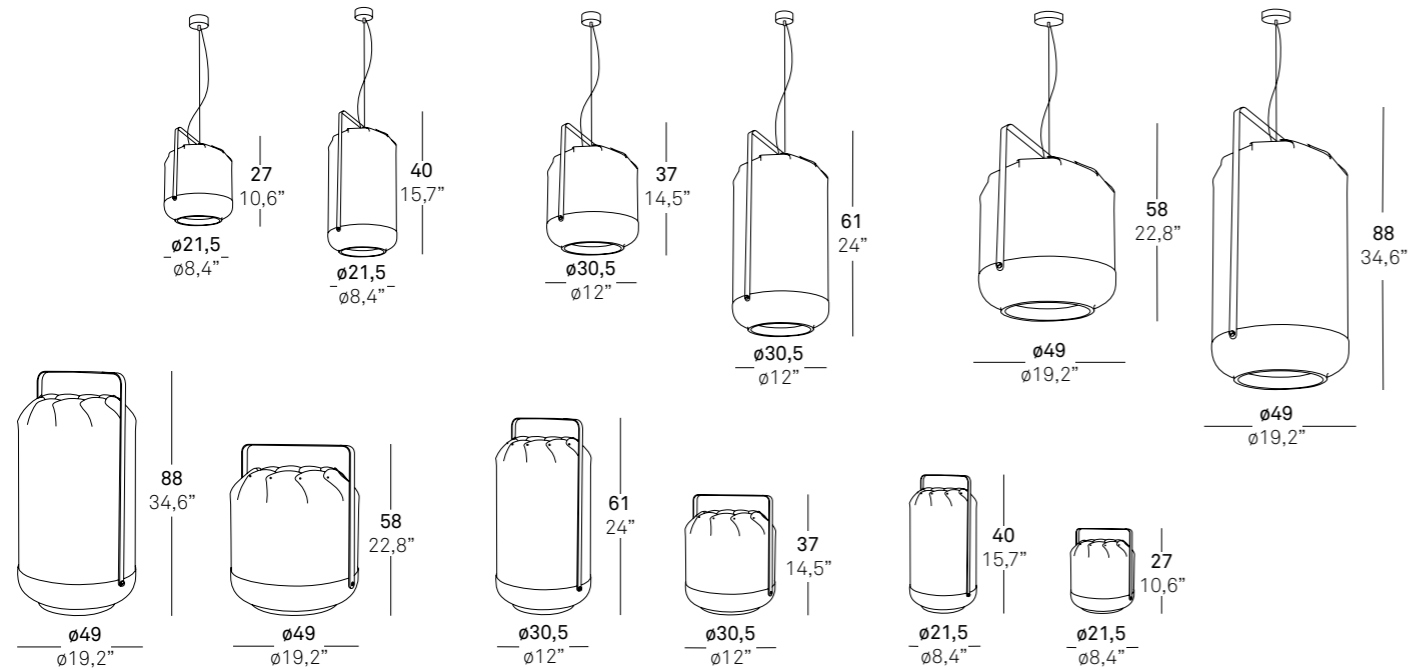
Box size  
16x16x28"

Weight  
10 Lb














**Chou** Yonoh Studio

FAMILY / FAMILIA



WOOD SHADE FINISHES / ACABADOS PANTALLAS

Natural timber veneer / Madera natural

	<b>20</b> American white wood Bolivar blanco		<b>26</b> Red Roja
	<b>21</b> Cherry Cerezo		<b>27</b> Green Verde
	<b>22</b> Beech Haya		<b>28</b> Blue Azul
	<b>24</b> Yellow Amarillo		<b>29</b> Grey Gris
	<b>25</b> Orange Naranja		<b>30</b> Turquoise Turquesa
			<b>31</b> Chocolate Chocolate





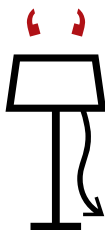


**Chou**  
Yonoh Studio



**Chou**  
Yonoh Studio





SPANISH  
ARTISAN  
OF THE YEAR  
AWARD 2011