

La Creu



 LED S-C4

2012
2013

La Creu



DIALux

CONSULTORÍA DE ILUMINACIÓN - DIALUX
LEDS-C4 dispone de un departamento técnico de proyectos de iluminación destinado a ayudar y asesorar a nuestros clientes sobre cualquier consulta en materia de iluminación. Este departamento está preparado para seleccionar el tipo de iluminación según sus necesidades y la funcionalidad de la zona. Asimismo, puede asesorarle sobre la mejor distribución de la intensidad de la luz. Además, LEDS-C4 ofrece a sus clientes la posibilidad de trabajar con DIALux, el software líder en planificación de iluminación, que utilizan más de 30.000 proyectistas y lighting designers de todo el mundo.

LIGHTING CONSULTANCY - DIALUX
LEDS-C4 has a technical department for lighting projects, with the aim to help and advise our clients about any questions they may have about lighting. This department is equipped to select the type of lighting according to your needs and the functionality of the area. It can also advise you on the best distribution of the light intensity. LEDS-C4 also offers its clients the possibility of working with DIALux, the leading software in lighting planning, with more than 30,000 draftspeople and lighting designers from all over the world.

LE CONSEIL EN ILLUMINATION - DIALUX
LEDS-C4 dispose d'un département technique de projets d'illumination destiné à aider et conseiller nos clients en matière d'illumination. Ce département est capable de choisir, avec vous, le meilleur type d'éclairage en fonction des vos besoins et des fonctionnalités de la zone en question. Ainsi, nous pouvons vous conseiller sur la meilleure distribution et intensité de la lumière. De plus, LEDS-C4 offre à ses clients la possibilité de travailler avec DIALux, le logiciel leader en études et simulations d'éclairage, utilisé par plus

de 30.000 designers et concepteurs lumière du monde entier.

CONSULENZA DI ILLUMINAZIONE - DIALUX
LEDS-C4 dispone di un reparto tecnico di progetti di illuminazione destinato ad aiutare e consigliare i nostri clienti per qualsiasi problema in fatto di illuminazione. Questo reparto è preparato per selezionare il tipo di illuminazione a seconda delle necessità del cliente e la funzionalità della zona. Al tempo stesso, il cliente potrà essere consigliato in quanto alla distribuzione ottimale dell'intensità luminosa. Inoltre, LEDS-C4 offre ai suoi clienti la possibilità di lavorare con DIALux, il software leader in pianificazione di illuminazione, utilizzato da oltre 30.000 progettisti e lighting designer di tutto il mondo.

ABTEILUNG FÜR BELEUCHTUNGSBERATUNG - DIALUX
LEDS-C4 stellt den Kunden eine Abteilung zur technischen Beratung für Beleuchtungsprojekte zur Verfügung, die bezüglich jeder Angelegenheit im Zusammenhang mit der Beleuchtung Rat und Auskunft erteilt. Diese Abteilung ist Ihnen bei der Auswahl der Beleuchtungsart behilflich, die sich am besten an Ihre Bedürfnisse anpasst und die höchste Funktionalität im jeweiligen Einsatzbereich bietet. Darüber hinaus kann Sie diese Abteilung bezüglich der günstigsten räumlichen Lichtstärkeverteilung beraten. LEDS-C4 bietet den Kunden überdies die Möglichkeit, mit DIALux zu arbeiten, der im Bereich der Beleuchtungsplanung marktführenden Software, die von über 30.000 Projekttechnikern und Beleuchtungsdesignern der ganzen Welt benutzt wird.

CONSULTORIA DE ILUMINAÇÃO - DIALUX
A LEDS-C4 dispõe de um departamento técnico de projetos de iluminação destinado

a ajudar e a prestar assessoria aos nossos clientes para qualquer consulta em matéria de iluminação. Este departamento está preparado para seleccionar o tipo de iluminação de acordo com as suas necessidades e a funcionalidade da zona. De igual modo, pode prestar-lhe assessoria para a melhor distribuição da intensidade da luz. Além disso, a LEDS-C4 oferece aos seus clientes a possibilidade de trabalharem com o DIALux, o software líder em planificação de iluminação, que é utilizado por mais de 30.000 projectistas e lighting designers de todo o mundo.

КОНСУЛЬТАЦИЯ ПО ОСВЕЩЕНИЮ - DIALUX

LEDS-C4 располагает собственным отделом технической поддержки для проектов, связанных с освещением, специалисты которого готовы предоставить нашим клиентам любую помощь или совет в отношении освещения. Мы поможем вам выбрать освещение, которое будет отвечать вашим запросам и функциональным требованиям пространства, а также предоставим рекомендации по распределению интенсивности освещения. Кроме того, LEDS-C4 предлагает своим клиентам возможность работы с DIALux - основной программой для расчета освещения, которой уже пользуются более 30.000 проектировщиков и дизайнеров по всему миру.

KONSULTACJA OŚWIETLENIOWA - DIALUX

LEDS-C4 posiada dział techniczny, który wykonuje projekty oświetleniowe, mając na celu pomoc i wyjaśnić klientowi wszelkie wątpliwości dotyczące oświetlenia. Ten dział może dobrać oświetlenie zgodne z potrzebami klienta oraz właściwościami oświetlanej przestrzeni. Doradzi również w kwestii dystrybucji światła i jego intensywności. LEDS-C4 daje swoim klientom również możliwość pracy z programem DIALux - wiodącym oprogramowaniem do planowania oświetlenia, posiadającym 30 000 użytkowników - projektantów oświetlenia z całego świata.

POR LA SOSTENIBILIDAD SUSTAINABILITY POUR LA DURABILITÉ FÜR UMWELTVERTRÄGLICHKEIT PER LA SOSTENIBILITÀ PELA SUSTENTABILIDADE ИСПОЛЬЗОВАНИЕ РЕСУРСОВ TRWAŁOŚĆ

LEDS-C4 garantiza que el diseño de todas las luminarias que aparecen en sus catálogos cumplen como mínimo con 4 de los siguientes requisitos por la sostenibilidad (C4 = COMPROMISO 4):

LEDS-C4 warrants that all luminaires design displayed in its catalogues fulfil at least 4 requirements for sustainability (C4 = COMMITMENT 4):

LEDS-C4 garantit que la conception de tous les luminaires figurant dans ses catalogues remplit au moins 4 des conditions requises ci-dessous en termes de durabilité:

Im Rahmen seiner Unternehmensphilosophie garantiert LEDS-C4, dass das Design aller Leuchtkörper seiner Produktpalette mindestens 4 der folgenden Nachhaltigkeitsprämissen erfüllt:

LEDS-C4 garantisce che il design di tutte le lampade che compaiono nei propri cataloghi rispettano almeno 4 dei seguenti requisiti per la sostenibilità dell'ambiente:

LEDS-C4 garante que todas as luminárias que surgem nos seus catálogos cumpram no mínimo com 4 dos seguintes requisitos pela sustentabilidade:

LEDS-C4 garantiza, que el diseño de todos los dispositivos de iluminación, representados en los catálogos, cumple con al menos cuatro requisitos de sostenibilidad (C4=4):

LEDS-C4 gwarantuje, że wszystkie wzory opraw zawarte w ich katalogach spełniają co najmniej 4 wymagania trwałości (C4 = COMITMENT 4 (4 zobowiązania))



Utilizan fuentes de luz energéticamente eficientes. LEDS-C4 uses energetically efficient light sources. LEDS-C4 utilise des sources de lumière énergétiquement efficaces. Verwendung von energieeffizienten Lichtquellen. Utilizzano fonti di luce energeticamente efficienti. Utilizam fontes de luz energeticamente eficientes. Использование высокоэффективных источников света. LEDS-C4 używa efektywnych energetycznie źródeł światła



Controlan las emisiones de luz hacia el hemisferio superior. They control light emissions towards the upper hemisphere. Ils contrôlent les émissions de lumière vers l'hémisphère supérieur. Steuerung der Lichtemissionen in Richtung der oberen Hemisphäre. Controllano le emissioni di luce fino all'emisfero superiore. Controlam as emissões de luz até ao hemisfério superior. Световые излучения направляются вверх. Ograniczają one emisję światła w górne części atmosfery.



Incorporan mecanismos de regulación de la intensidad de la luz. They integrate regulation mechanisms for light intensity. Ils intègrent des mécanismes de régulation de l'intensité de la lumière. Vorrichtungen zur Regulierung der Lichtintensität. Contengono meccanismi di regolazione dell'intensità della luce. Incorporam mecanismos de regulação da intensidade da luz. Имеется механизм регулировки яркости освещения. Posiadają one mechanizmy regulujące natężenie światła.



Utilizan lámparas con bajo o nulo contenido de mercurio. Use of lamps with a low or nil mercury content. Utilisation de lampes à contenu faible ou nul de mercure. Verwendung von Lampen mit geringem oder keinem Quecksilbergehalt. Utilizzano lampade con un contenuto di mercurio basso o inesistente. Usam lâmpadas com baixo ou nulo conteúdo de mercúrio. Использование ламп с низким, либо нулевым содержанием ртути. Użycie lamp z niewielką lub zerową zawartością rtęci.




Pueden ser desmontadas fácilmente. Fabricadas con materiales reciclables o de larga durabilidad. Easily disassembled at the end of their lifespan. Manufactured by means of recyclable material or durable in time. Facile démontage. Ils sont fabriqués avec des matériaux recyclables ou à forte durabilité. Leicht Ausbaulassung. Hergestellt aus leicht wiederverwertbaren oder lange haltbaren Materialien. Possono essere smontate facilmente. Sono fabbricate con materiali riciclabili o di lunga durata nel tempo. Possam ser desmontadas facilmente. Fabricadas com materiais recicláveis ou de larga durabilidade no tempo. позволяют без труда разбирать. Изготовлены из устойчивых к износу и пригодных для вторичной переработки материалов. Łatwe do demontażu po zakończeniu użytkowania. Produkowane przy użyciu materiałów odzyskiwanych lub o długiej żywotności. износу и пригодных для вторичной переработки материалов.



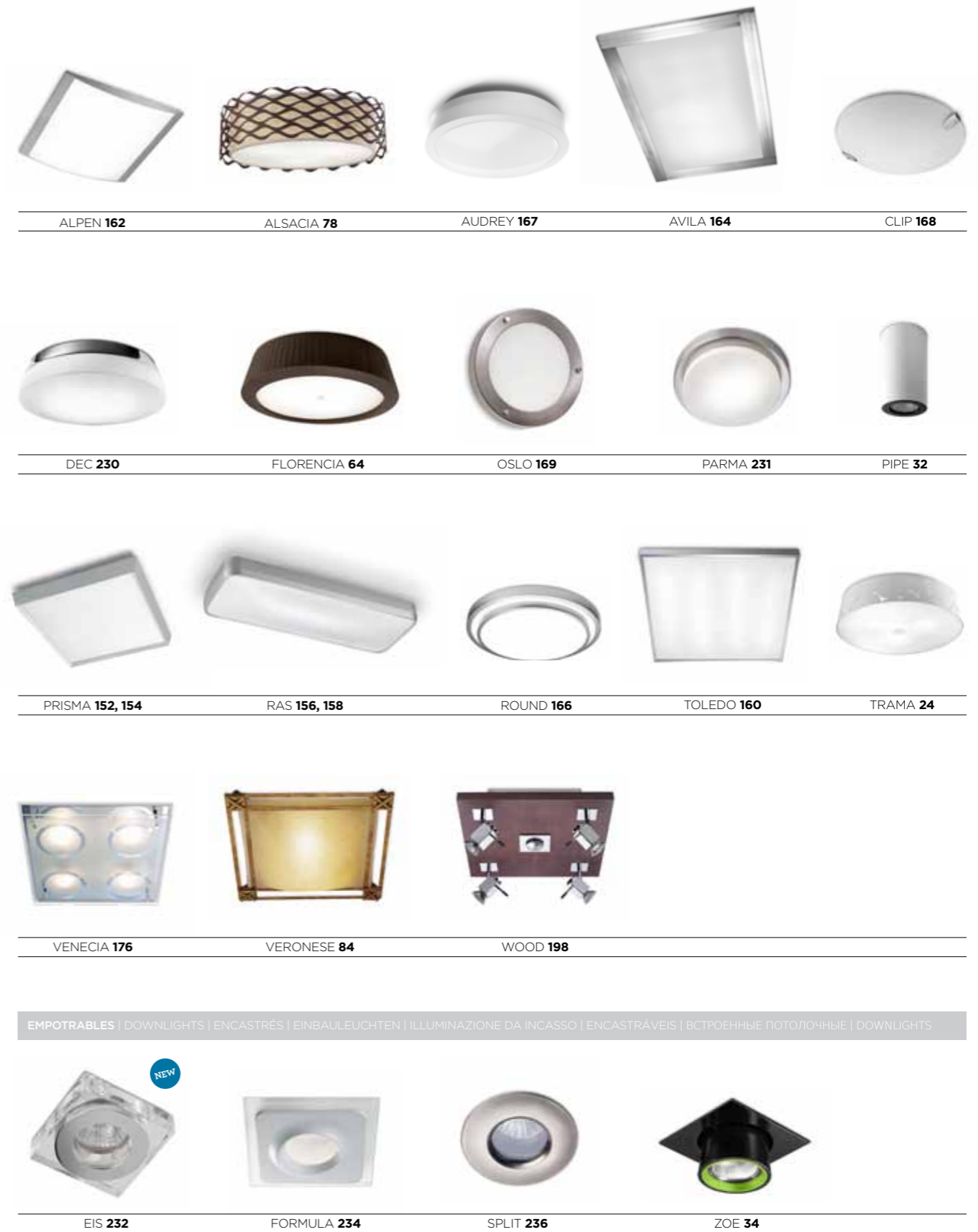
ÍNDICE

INDEX | INDEX | INDEX | INDICE | ÍNDICE | ИНДЕК | INDEX

COLGANTES | PENDANTS | SUSPENSIONS | PENDELLEUCHTEN | PENDENTI | PENDENTS | ПОДВЕСНЫЕ СВЕТИЛЬНИКИ | LAMPY WISZĄCE



PLAFONES | CEILING FIXTURES | PLAFONIERS | DECKENLEUCHTEN | PLAFONIERE | PLAFONES | ПОТОЛОЧНЫЕ СВЕТИЛЬНИКИ | LAMPY SUFITOWE





ALU 180 BED 144 BOOK 142 BREMEN 182 BRICK 190



CUMBIA 38 DRACO 146 ESTAK 148 FLASH 196 FLEX 126



GLASS 177 HALF 184 JET 186 LIA 189 LLIT 140



LUGO 174 MAKE UP 212 NEMESIS 188 NIZA 172 NOK 197



ON-OFF 147 OSLO 169 OVAL 185 PIPE 33 PRACTIC 170



SIENA 203 SIENA LED 204 SPOT 187 STAR 191 SUNNY 178



TEGEL 190 TRAMA 22 TRINITY 194 VENECIA 176 VERONESE 84



VESPA 192 WALL 145 WAVE 132 WOOD 198, 200 XENIA 82



ZAM 202

PANTALLAS | SHADES | ABAT-JOUR | STOFFSHIRM | PARALUME | ABAJUR | АБАЖУРА | ABAZURY



ALSACIA 78 BALMORAL 54 BRISTOL 90, 91 BROOKLYN 52 COIMBRA 48 DENVER 110



DEVON 106 DOVER 100, 102 FEI 120 FUSTA 68 GEORGIA 66 LYON 114 OXFORD 109



SPICA 72 TORINO 92, 93, 94 TWIST 47 TYRA 50 VIRGINIA 45

IP



BATH 224 BELYSA 210 CONCEPT 208 DRESDE 218 DRESDE EVO 220



DRESDE ON 222 GLANZ 241 LIA 189 LORIENT 225 NEMESIS 188



ONDA 228 ORION 226 REFLEX 238 SKARA 213 TAYLOR 186



TOILET 214 TOILET Q 216 VANITY 240



ALSACIA 76 BROOKLYN 52 COIMBRA 49 DENVER 112 DEVON 107 DOVER 104



ELVA 136 FEI 118, 119 FLEX 126 GEORGIA 67 GLADIS 42 HOLMES 128



LLIT 140, 141 LYON 116 MAIA 134 MILAN 122 SOFT 138 SPICA 74



TORINO 96, 97 TRAMA 25 TWIST 46 TYRA 50 UP & DOWN 40



VIRGINIA 44 WAVE 130

PIES DE SALÓN | FLOOR LAMPS | LAMPADAIRES | STEHLEUCHTEN | PIEDISTALLO DA SALONE |
CANDEIROS DE SALA | ТОРШЕРЫ | LAMPY PODŁOGOWE



ABERDEEN 55



ALSACIA 79



COIMBRA 48



CRETA 59



DENVER 113



DEVON 108



DOVER 105



ELVA 136



EXTEND 56



FEI 121



GEORGIA 67



GLADIS 43



LYON 117



MAGMA 16



MAGMA 18



MEMPHIS 58



MILAN 123



SOFT 139



SPICA 74



TORINO 98, 99



TRAMA 25



TWIST 46



UP & DOWN 40



VINTAGE 30



VIRGINIA 44



WAVE 130

P. 12 - 59

FAMILIES

P. 60 - 85

RUSTIC

P. 86 - 123

DRESS UP!

P. 124 - 149

DESK & FLOOR LAMPS

P. 150 - 205

WALL & CEILING

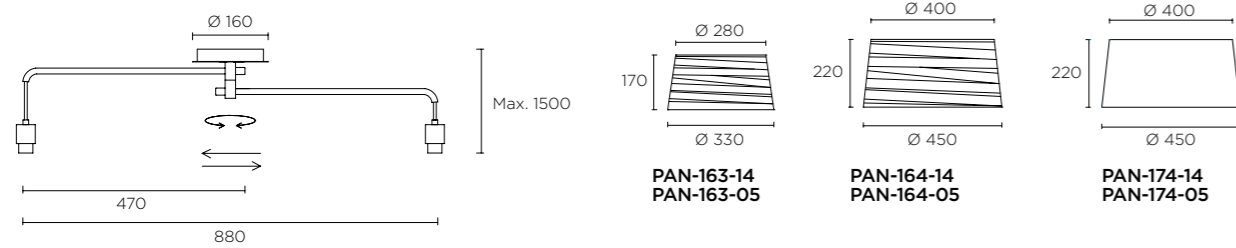
P. 206 - 241

BATH



FAMILIES SERIES

MAGMA



00-0268-21-82 + 2 X PAN

2 X E-27 PL ELEC. MAX. 30W | 2 X E-27 MAX. 100W | RECOMMENDED GLOBE 20W



FAMILIES SERIES

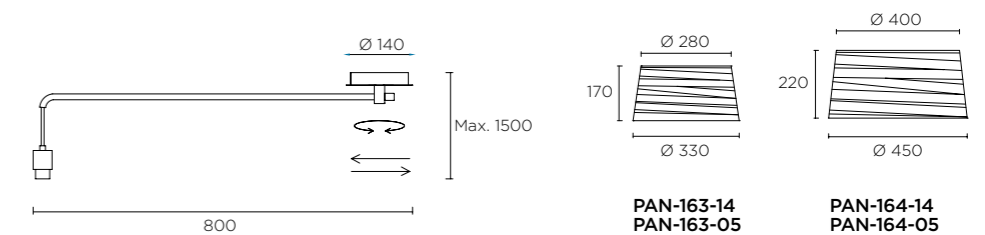

MAGMA



25-0264-21-82 + PAN-165-05
 1 X E-27 PL ELEC. MAX. 30W
 1 X E-27 MAX. 100W
 RECOMMENDED GLOBE 20W

25-0264-21-82 + PAN-165-14
 1 X E-27 PL ELEC. MAX. 30W
 1 X E-27 MAX. 100W
 RECOMMENDED GLOBE 20W

00-0264-21-82 + PAN
 1 X E-27 PL ELEC. MAX. 30W
 1 X E-27 MAX. 100W
 RECOMMENDED GLOBE 20W

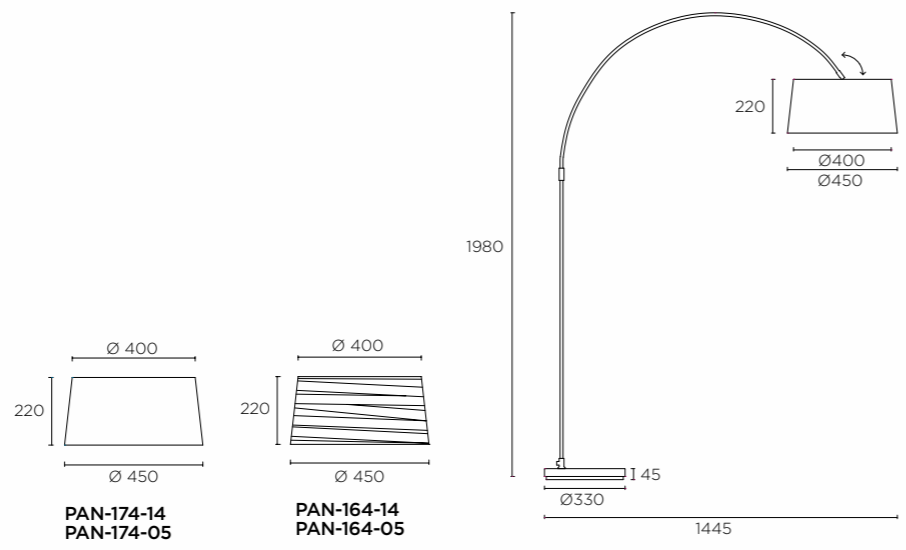


PAN-163-14
PAN-163-05

PAN-164-14
PAN-164-05

MAGMA

NEW



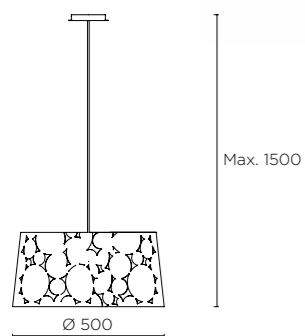
25-0467-21-82 + PAN
 1 X E-27 PL ELEC. MAX. 30W
 1 X E-27 MAX. 100W
RECOMMENDED GLOBE 20W

i 21 PAN 14 PAN 05 ST COT RF 850°C CE ENERGY SAVING




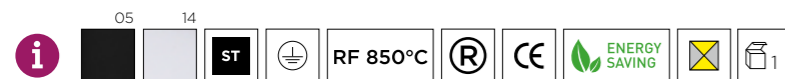
FAMILIES SERIES

TRAMA



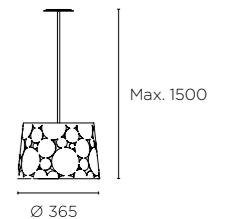
00-4426-05-05^(S) | 00-4426-14-14

3 X E-27 PL ELEC. MAX. 23W | 3 X E-27 MAX. 60W | RECOMMENDED GLOBE 20W

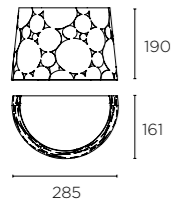


00-4343-05-05
00-4343-14-14



1 X E-27 PL ELEC. MAX. 23W
1 X E-27 MAX. 100W
RECOMMENDED GLOBE 20W



TRAMA

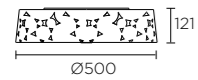


05-4343-05-05 | 05-4343-14-14

2 X E-27 PL ELEC. MAX. 16W 
2 X E-27 MAX. 60W 



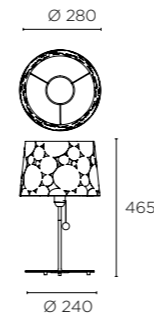
TRAMA



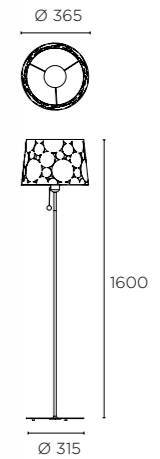
15-4426-14-14
3 X E-27 PL ELEC. MAX. 23W



15-4343-14-14^(S)
2 X E-27 PL ELEC. MAX. 20W



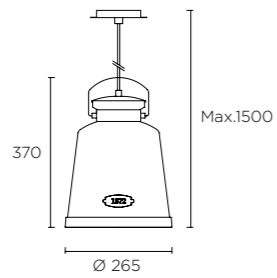
10-4343-14-14
1 X E-27 PL ELEC. MAX. 23W
1 X E-27 MAX. 100W
RECOMMENDED GLOBE 20W



25-4343-14-14
1 X E-27 PL ELEC. MAX. 23W
1 X E-27 MAX. 100W
RECOMMENDED GLOBE 20W



VINTAGE



00-0253-S4-CC

1 X E-27 PL ELEC. MAX. 30W
 1 X E-27 MAX. 100W
 RECOMMENDED GLOBE 20W

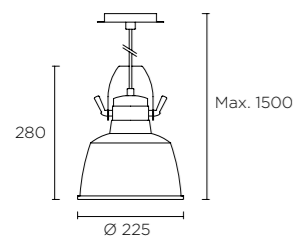
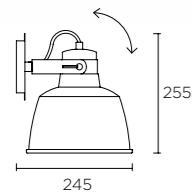
00-0253-21-16

1 X E-27 PL ELEC. MAX. 30W
 1 X E-27 MAX. 100W
 RECOMMENDED GLOBE 20W



FAMILIES SERIES

VINTAGE



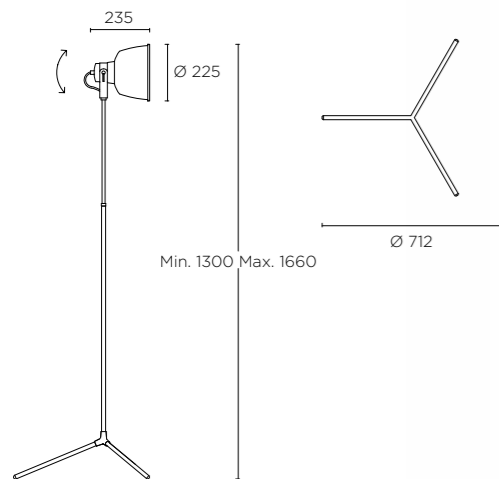
00-0240-21-Z5
 1X E-27 PL ELEC. MAX. 30W
 1X E-27 MAX. 100W
 RECOMMENDED GLOBE 20W

00-0240-21-16
 1X E-27 PL ELEC. MAX. 30W
 1X E-27 MAX. 100W
 RECOMMENDED GLOBE 20W

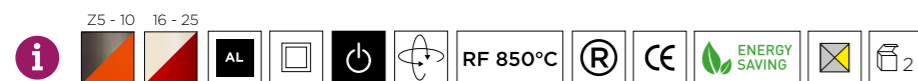


FAMILIES SERIES

VINTAGE



25-0240-21-16
 1X E-27 PL ELEC. MAX. 30W
 1X E-27 MAX. 100W
 RECOMMENDED GLOBE 20W

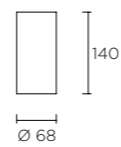
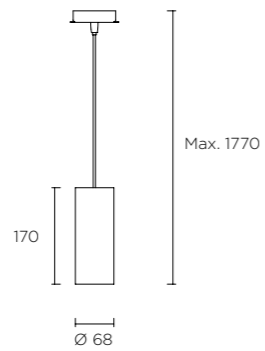
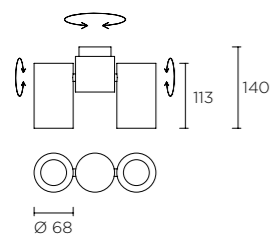


25-0240-21-Z5
 1X E-27 PL ELEC. MAX. 30W
 1X E-27 MAX. 100W
 RECOMMENDED GLOBE 20W

FAMILIES SERIES

PIPE

NEW



15-0074-14-05

2 x GU10 50W
2 x GU10 FLUO 11W
2 x GU10 LED 5,5W



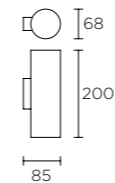
00-0073-14-05

1 x GU10 50W
1 x GU10 FLUO 11W
1 x GU10 LED 5,5W



15-0073-14-05

1 x GU10 50W
1 x GU10 FLUO 11W
1 x GU10 LED 5,5W



05-1510-14-05

2 LED X 3W = 6W
CREE
3000K



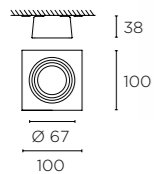
ZOE



2 aros de colores incluidos
2 color rings included



2 aros de colores incluidos
2 color rings included

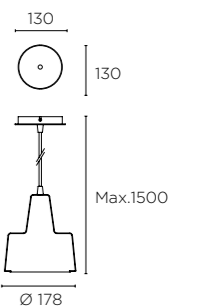


90-4350-05-05 | 90-4350-14-14
 1X GU-5.3 MAX. 50W | 1X GU-5.3 LED 10W



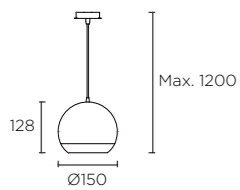
FAMILIES SERIES

00-4350-05-05^(S)
 1X E-27 PAR 38 MAX. 60W

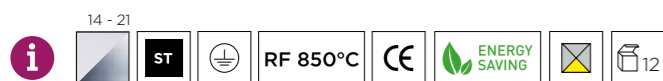


BLIND

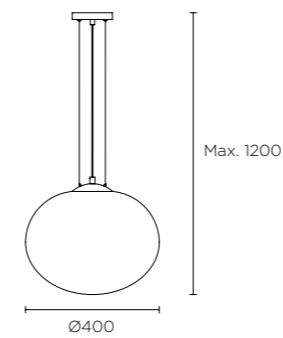
NEW



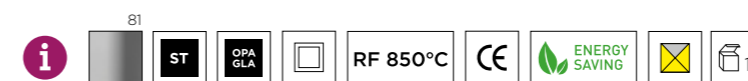
00-1509-14-21
1 X ES-111 75W



NIMES

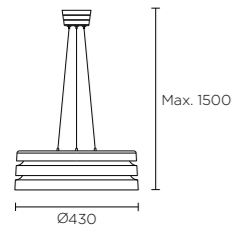


00-1640-81-F9
1 X E-27 PL ELEC. MAX. 23W
1 X E-27 MAX. 100W



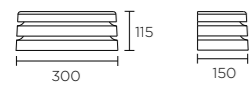
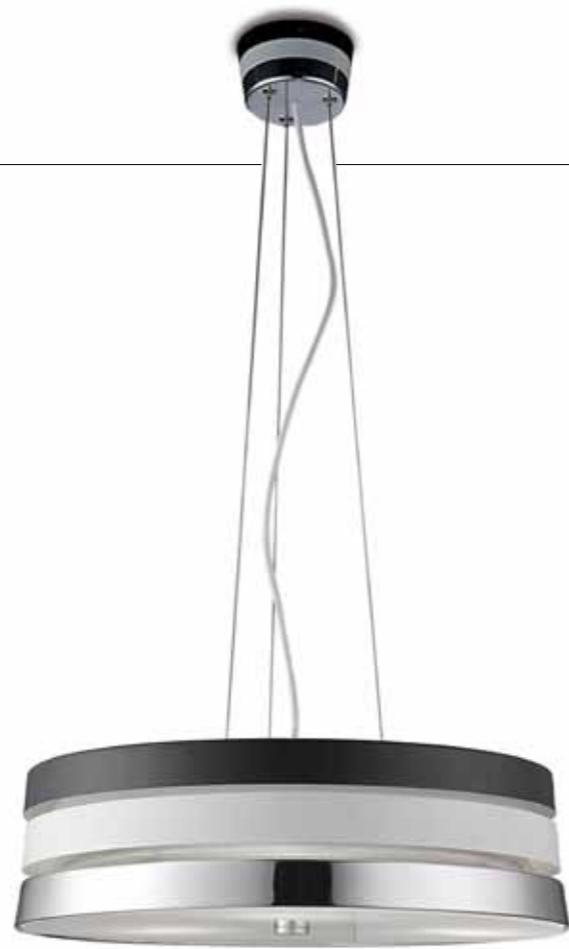
FAMILIES SERIES

CUMBIA



00-2785-21-AS

3 X E-27 PL ELEC. MAX. 20W
2700K WARM WHITE PHILIPS INCLUDED



05-2785-21-AS

2 X E-27 PL ELEC. MAX. 20W
2700K WARM WHITE PHILIPS INCLUDED



FAMILIES SERIES

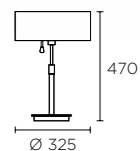
UP & DOWN

Iluminación direccional **UP & DOWN**
UP & DOWN Directional light

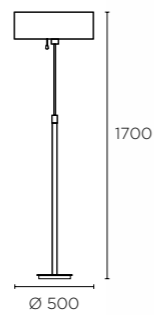


Light **UP**

Light **DOWN**



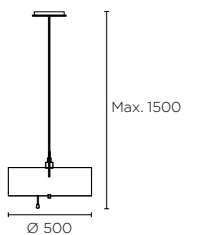
10-2713-81-AJ^(S)
 1 X G9 MAX. 75W **OSRAM INCLUDED**



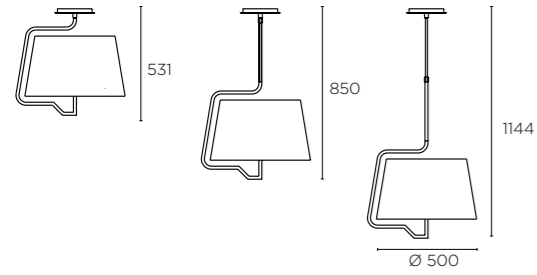
25-2713-81-AJ^(S)
 1 X E-27 PL. ELEC. MAX. 23W
RECOMMENDED MEGMAN MU123i
 1 X E-27 HALOGEN MAX. 150W **OSRAM INCLUDED**



00-2713-81-AJ
 1 X E-27 PL. ELEC. MAX. 23W
RECOMMENDED MEGMAN MU123i
 1 X E-27 HALOGEN MAX. 150W **OSRAM INCLUDED**

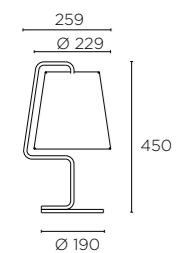


GLADIS




00-4342-05-05^(S)
 3 X E-27 PL ELEC. MAX. 16W

 3 X E-27 MAX. 60W



10-4342-05-05^(S)
 1 X E-27 PL ELEC. MAX. 23W

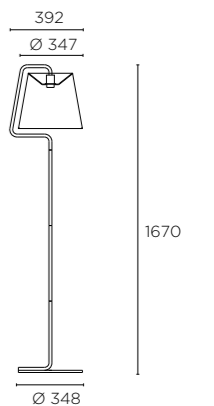
 1 X E-27 MAX. 60W




FAMILIES SERIES

25-4342-05-05^(S)
 1 X E-27 PL ELEC. MAX. 23W

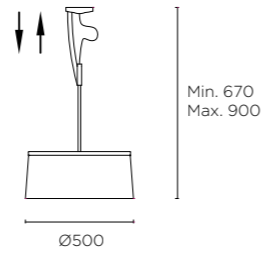
 1 X E-27 MAX. 100W



VIRGINIA




25-4339-21-05
 3 X E-27 PL ELEC. MAX. 16W



00-4339-21-05
 3 X E-27 PL ELEC. MAX. 21W



10-4339-21-05
 1 X E-27 PL ELEC. MAX. 16W

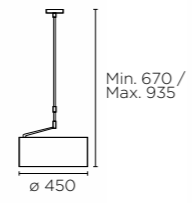


FAMILIES SERIES

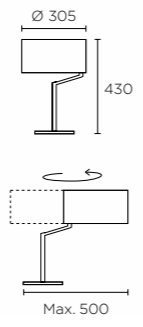
05-4339-21-05
 1 X E-27 PL ELEC. MAX. 16W



TWIST




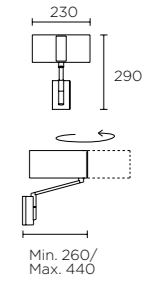
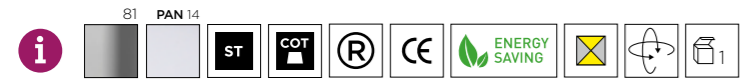
ACR DIP
00-2817-81-14^(S)
1 X PL ELEC. E-27 MAX. 30W
1 X E-27 MAX. 150W



ACR DIP
25-2817-81-14
1 X E-27 PL ELEC. MAX. 30W
1 X E-27 MAX. 150W

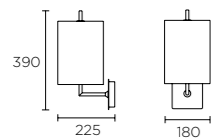
ACR DIP
10-2817-81-14
1 X E-27 PL ELEC. MAX. 15W
1 X E-27 MAX. 60W ESF. Ø45

ACR DIP
05-2817-81-14
1 X E-27 PL ELEC. MAX. 15W
1 X E-27 MAX. 60W ESF. Ø45

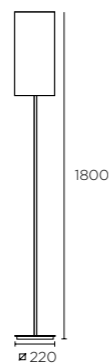


FAMILIES SERIES


COIMBRA



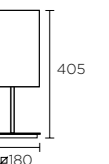
05-2824-81-20
 1 X E-27 PL ELEC. MAX. 20W
 1 X E-27 MAX. 60W



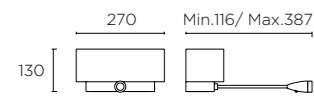
335-NS
 1 X E-27 PL ELEC. MAX. 23W
 1 X E-27 MAX. 100W



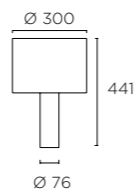
333-NS
 1 X E-27 PL ELEC. MAX. 20W
 1 X E-27 MAX. 60W




TYRA



05-4363-81-20
 1 X G24Q2 MAX.18W
 1 X LED 3W **CREE**
 3000K

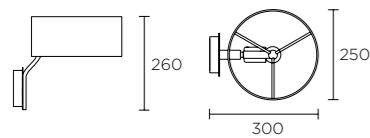


10-4363-81-20^(S)
 1 X E-27 PL ELEC. MAX.14W



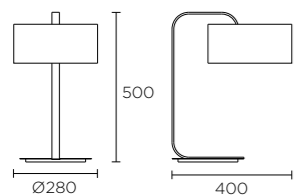
FAMILIES SERIES

BROOKLYN



05-2775-21-14

1 X E-27 PL ELEC. MAX. 15W
1 X E-27 MAX. 60W ESF. Ø45

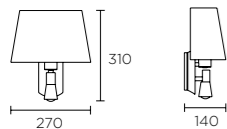


10-2775-21-14

1 X E-27 PL ELEC. MAX. 15W
1 X E-27 MAX. 60W ESF. Ø45



BALMORAL



05-2814-81-05(S)
 05-2814-81-14
 05-2814-81-20
 1 X E-27 PL ELEC. MAX. 15W
 1 X E-27 MAX. 60W ESF. Ø45
 + 1 LED X 3W CREE
 2800K



81 PAN 05 PAN 14 PAN 20

ABERDEEN



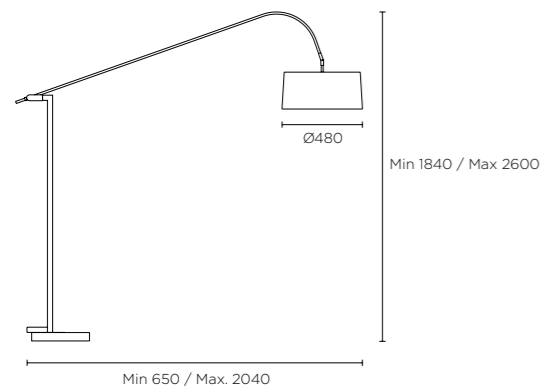
337-AL
 1 X E-27 PAR 30 MAX. 75W

AL

EXTEND



ON / OFF DIMMER



25-2860-Y2-05 | 25-2860-Y2-14
3 X E-27 MAX. 60W

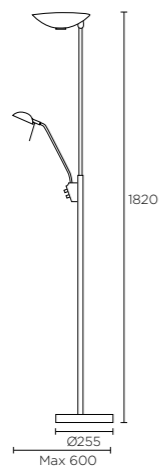


FAMILIES SERIES

MEMPHIS



247-NS
1 X R7S L = 118 MAX. 300W
INCLUDED



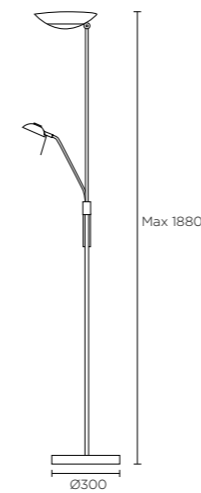
0.2M
248-NS
1 X R7S L = 118 MAX. 300W
1 X GY 6,35 50W 12V
INCLUDED



CRETA



Cabezal orientable.
Orientable head.



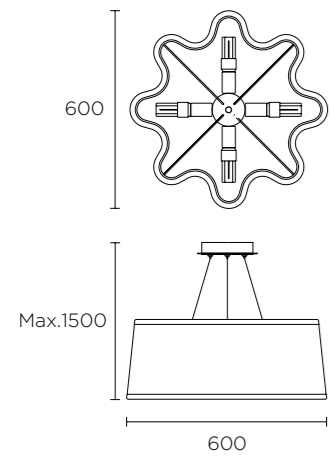
127-NS
1 X R7S L = 118 MAX. 300W
1 X GY 6,35 50W 12V
INCLUDED





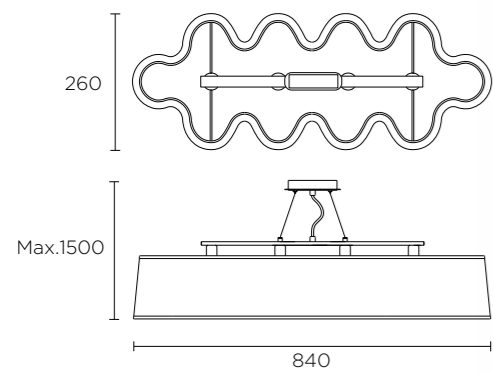
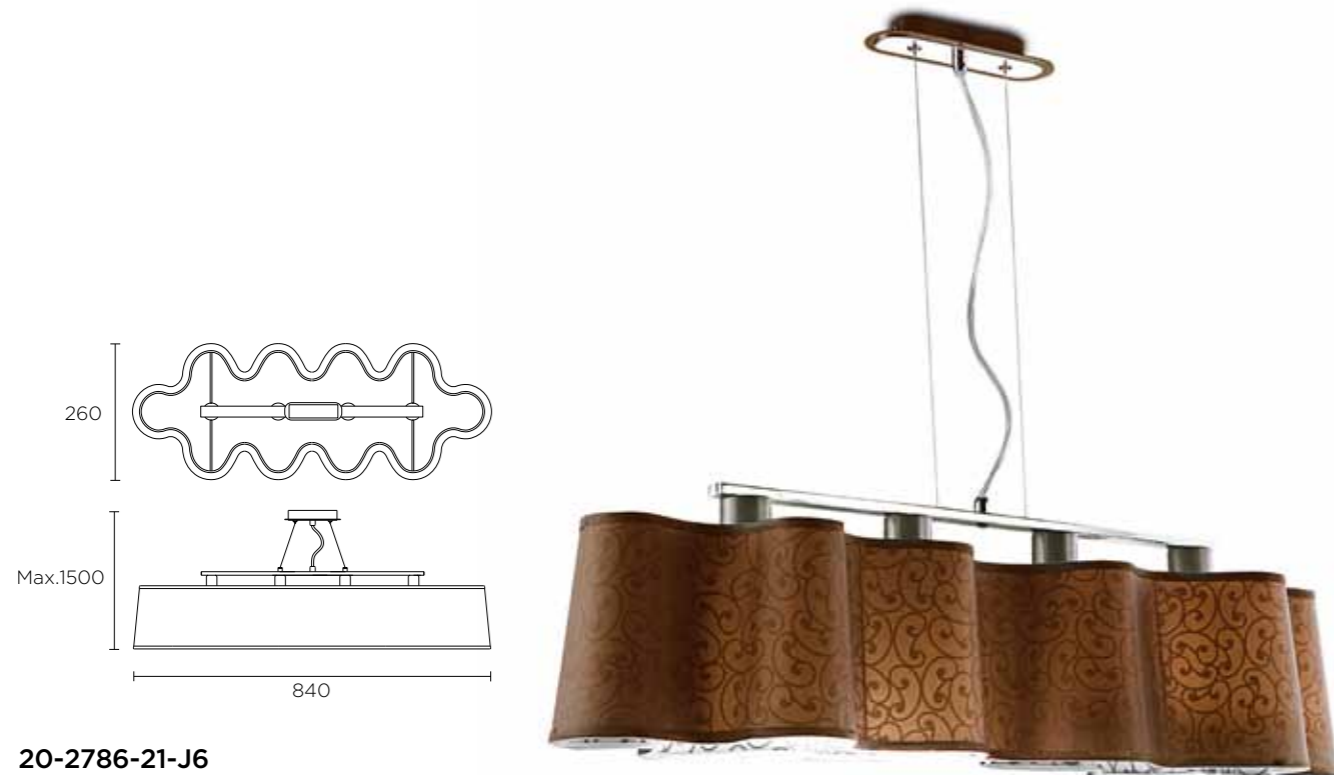
RUSTIC SERIES

SAN FRANCISCO



ACR
DIP

20-2787-21-J6
4 X E-27 PL ELEC. MAX. 16W
4 X E-27 MAX. 60W



20-2786-21-J6
4 X E-27 PL ELEC. MAX. 16W
4 X E-27 MAX. 60W

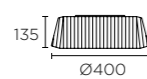
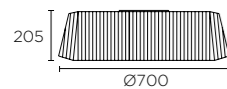


RUSTIC SERIES

FLORENCIA

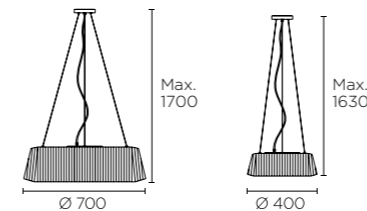


RUSTIC SERIES



15-4696-J6-M1 | 15-4696-20-M1
 3 X E-27 PL ELEC. MAX. 23W
 3 X E-27 MAX. 60W

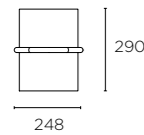
15-4695-J6-M1 | 15-4695-20-M1
 2 X E-27 PL ELEC. MAX. 23W
 2 X E-27 MAX. 60W



71-4695-81-81
 PARA CONJUNTO COMPLETO SOLICITE REFERENCIAS
FOR COMPLETE SET PLEASE ORDER BY SEPARATE REFERENCES
 15-4695-XX-M1 + 71-4695-81-81 (Ø400)
 15-4696-XX-M1 + 71-4695-81-81 (Ø700)

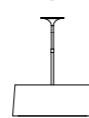


GEORGIA



05-4340-21-20^(S)
2 X E-27 PL ELEC. MAX. 23W

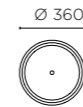
Ø 505



00-4340-21-20^(S)
3 X E-27 PL ELEC. MAX. 23W



10-4340-21-20^(S)
1 X E-27 PL ELEC. MAX. 16W



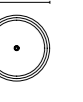
500

Ø 220



25-4340-21-20^(S)
3 X E-27 PL ELEC. MAX. 23W

Ø 500

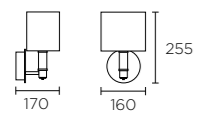



1673

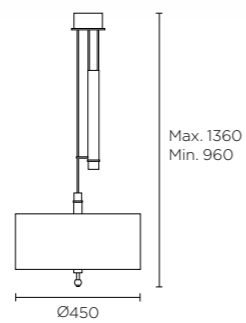
Ø 276



FUSTA



 4
05-2380-21-20
 1 X E-14 MAX. 60W



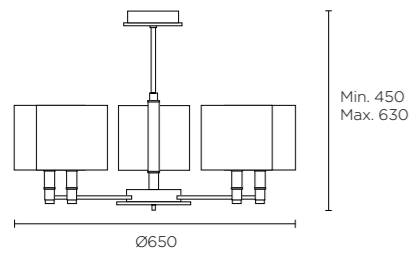
 1
00-2380-21-20
 3 X E-27 MAX. 60W ESF. Ø45



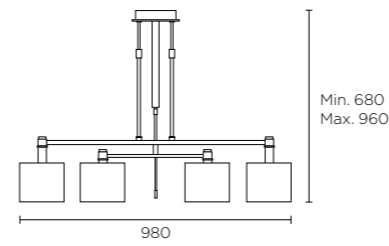
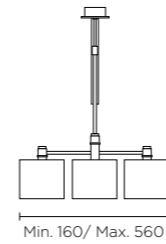
FUSTA




DIMMER



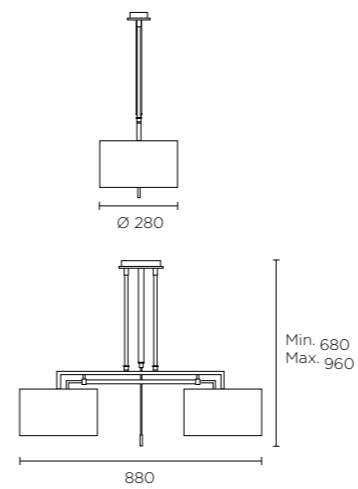
20-2383-21-20
5 X E-14 MAX. 60W



20-2381-21-20
4 X E-14 MAX. 60W



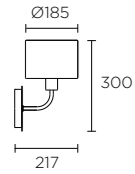
DIMMER



20-2380-21-20
2 X E-27 MAX. 100W

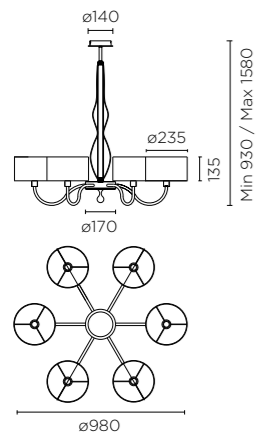


SPICA




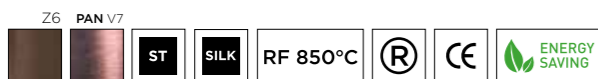
05-4369-Z6-V7

1 X E-14 PL ELEC. MAX. 11W
1 X E-14 MAX 60W



00-4369-Z6-V7

6 X E-14 PL ELEC. MAX. 11W
6 X E-14 MAX 60W
RECOMMENDED SUPERSTAR MINI CANDLE 10W OSRAM

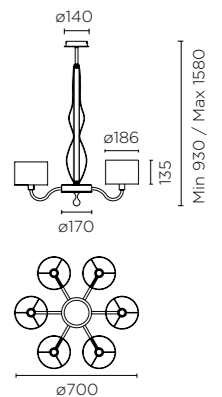


RUSTIC SERIES

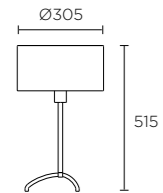


00-4388-Z6-V7

6 X E-14 PL ELEC. MAX. 11W
6 X E-14 MAX 60W
RECOMMENDED SUPERSTAR MINI CANDLE 10W OSRAM

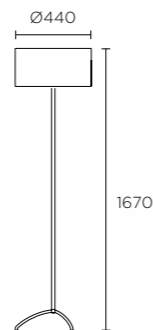


SPICA



10-4369-Z6-V7
 1 X E-27 PL ELEC. MAX. 23W

 1 X E-27 MAX. 100W



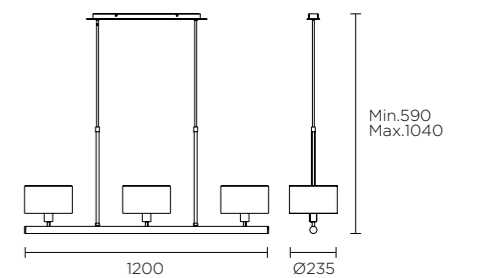
25-4369-Z6-V7
 3 X E-27 PL ELEC. MAX. 23W

 3 X E-27 MAX. 60W



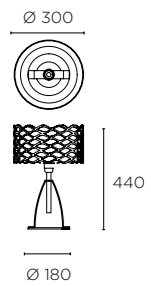
20-4369-Z6-V7
 3 X E-14 PL ELEC. MAX. 11W

 3 X E-14 MAX. 60W

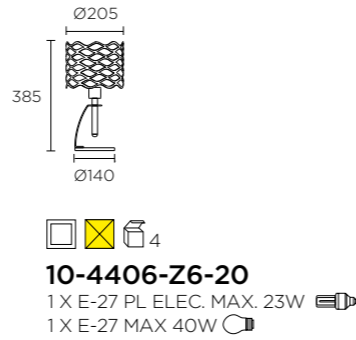


RUSTIC SERIES

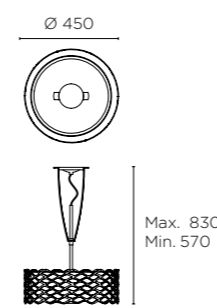
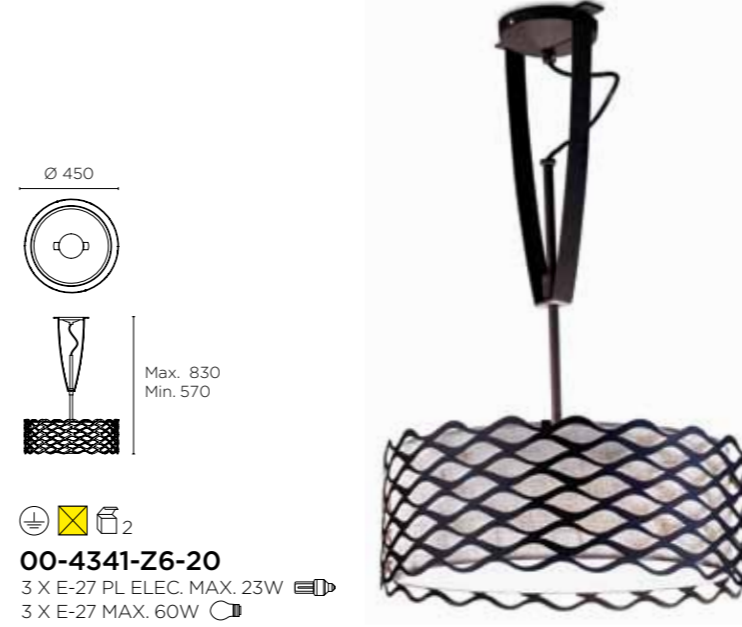
ALSACIA



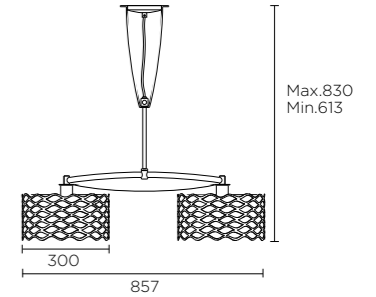
10-4341-Z6-20
 1 X E-27 PL ELEC. MAX. 23W
 1 X E-27 MAX. 100W
 RECOMMENDED GLOBE 20W



10-4406-Z6-20
 1 X E-27 PL ELEC. MAX. 23W
 1 X E-27 MAX 40W

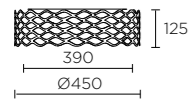


00-4341-Z6-20
 3 X E-27 PL ELEC. MAX. 23W
 3 X E-27 MAX. 60W

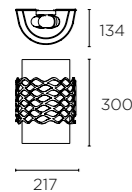


20-4341-Z6-20
 2 X E-27 PL ELEC. MAX. 23W
 2 X E-27 MAX.100W


ALSACIA



15-4341-Z6-20
 3 X E-27 PL ELEC. MAX. 23W
 3 X E-27 MAX 40W



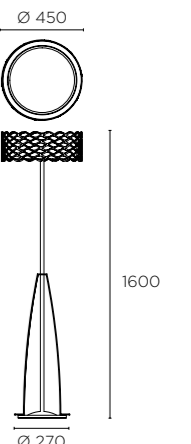
05-4341-Z6-20
 2 X E-27 PL ELEC. MAX. 23W



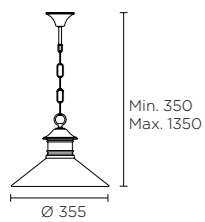
RUSTIC SERIES



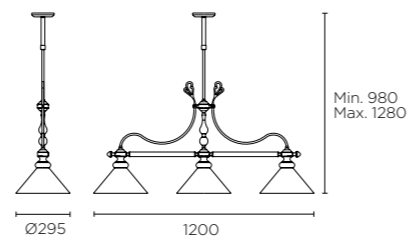
25-4341-Z6-20
 3 X E-27 PL ELEC. MAX. 23W
 3 X E-27 MAX. 60W



POOL



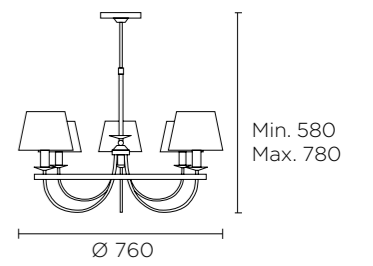

00-7022-22-26
1 X E-27 PL ELEC. MAX. 18W
1 X E-27 MAX. 100W
RECOMMENDED MEGAMAN GSU218i



20-2266-E4-08
3 X E-27 MAX. 60W
3 X E-27 PL ELEC. MAX. 18W
RECOMMENDED MEGAMAN GSU218i



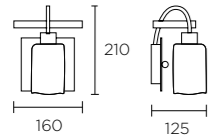
PROVENZA



20-0544-Y2-20
5 X E-14 PL ELEC. MAX. 7W
5 X E-14 MAX. 60W
RECOMMENDED MEGAMAN GA807i

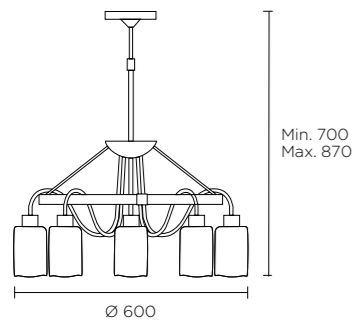


XENIA




05-0576-Y2-E7

1 X E-14 MAX 60W
 1 X E-14 PL ELEC. MAX. 7W
 RECOMMENDED MEGAMAN CL407



20-0576-Y2-E7

5 X E-14 MAX 60W
 5 X E-14 PL ELEC. MAX. 7W
 RECOMMENDED MEGAMAN CL407

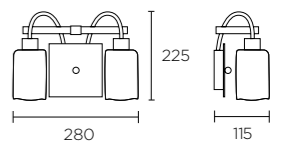


RUSTIC SERIES

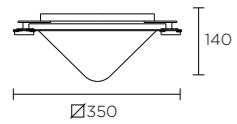


05-0576-Y2-E7

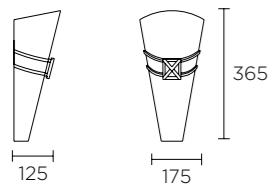
2 X E-14 MAX 60W
 2 X E-14 PL ELEC. MAX. 7W
 RECOMMENDED MEGAMAN CL407




VERONESE




15-2300-S4-15
 2 X E-27 MAX. 60W ESF. Ø45
 2 X E-27 PL. ELEC. MAX. 7W
 RECOMMENDED MEGAMAN 7W GA807i



05-2304-S4-15
 1 X E-14 PL ELEC. MAX. 15W
 1 X E-14 MAX. 60W





DRESS UP SERIES

DRESS UP!

VISTE LA ESTRUCTURA A TU GUSTO.
 DRESS THE STRUCTURE WITH THE SHADE OF YOUR CHOICE.
 HABILLEZ LA STRUCTURE A VOTRE GOÛT.
 STELLEN SIE DIE STRUKTUR NACH IHREM GESCHMACK EIN.
 STRUTTURA IL TUO STILE.
 VESTE A ESTRUTURA A TEU GOSTO.
 ВЫБЕРИ АБАЖУР И СОЗДАЙ СВОЮ ЛАМПУ.
 SAM DOBIERZ ABAŻUR DO WYBRANEJ LAMPY.



PANTALLAS REDONDAS | ROUND SHADES

		Ø120 140	150 150 285	Ø140 Ø230 170	Ø165 Ø200 150	Ø215 Ø260 200	Ø270 Ø320 200	Ø330 Ø420 310
		XS	S	S	S	M	L	XL
BLANCO WHITE	14	PAN 175-14	PAN 177-14		PAN 157-14	PAN 161-14	PAN 184-14	PAN 159-14
BEIGE BEIGE	BY	PAN 175-BY	PAN 177-BY		PAN 157-BY	PAN 161-BY	PAN 184-BY	PAN 159-BY
BLANCO ENCINTADO WHITE PLEATED	14			PAN 169-14				
BEIGE ENCINTADO BEIGE PLEATED	20							
MARRÓN ENCINTADO BROWN DOUBLE PLEATED	J6				PAN 158-J6	PAN 162-J6	PAN 185-J6	PAN 160-J6

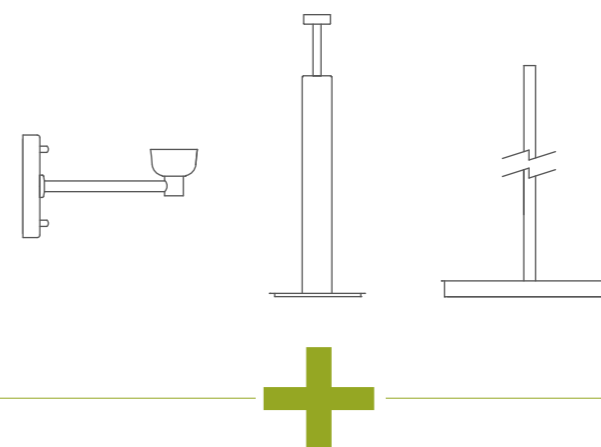


PANTALLAS CUADRADAS | SQUARED SHADES

		110 130 130	150 186 180	180 215 210	250 300 300	150 170 285	185 200 360	200 230 400
		XS	S	M	L	S	M	L
BLANCO WHITE	14	PAN 178-14	PAN 179-14	PAN 180-14	PAN 181-14	PAN 176-14	PAN 182-14	PAN 183-14
BEIGE BEIGE	BY	PAN 178-BY	PAN 179-BY	PAN 180-BY	PAN 181-BY	PAN 176-BY	PAN 182-BY	PAN 183-BY
BEIGE ENCINTADO BEIGE PLEATED	20	PAN 186-20	PAN 187-20	PAN 188-20	PAN 189-20			

PANTALLAS RECTANGULARES RECTANGULAR SHADES

HOW TO USE ?



1. STEP

Elige la estructura en el acabado que más te guste.

Choose the structure in the finish that best suits you.

Veillez choisir la structure en la finition que vous souhaitez.

Sie können die Struktur unter Lieblingsausführung wählen.

2. STEP

Elige la forma, tamaño y acabado de la pantalla. Verás nuestras recomendaciones en las páginas siguientes.

Select the shape, size and finish of the shade. You can see our recommendations on the following pages.

Veillez choisir le model, dimension et finiton de l'abat-jour. Veillez trouver ci-après les articles que nous vous proposons.

Sie können die Form, Grösse und Ausführung des Lampenschirmes wählen. Unsere Empfehlungen finden Sie in der nächste Seiten.



3. STEP

¡Tu lámpara está lista!

Your lamp is now ready!

Lumière prête à emporter!!


Die Lampe ist fertig!

BRISTOL



05-2815-81-81 + PAN 177-BY


DRESS UP!



PAN 175-14 | PAN 175-BY 5



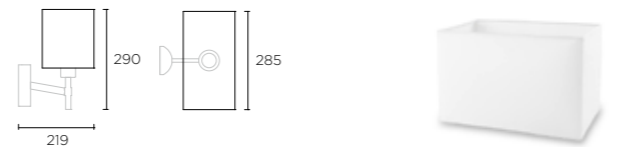
PAN 157-14 | PAN 157-BY 5 PAN 158-J6 8



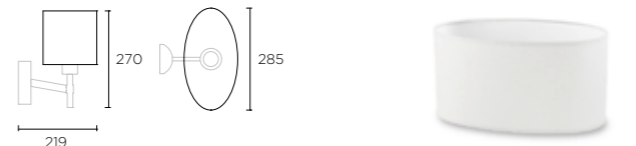
PAN 178-14 | PAN 178-BY | PAN 186-20 10



PAN 179-14 | PAN 179-BY | PAN 187-20 10



PAN 176-14 | PAN 176-BY 6



PAN 177-14 | PAN 177-BY 6



05-2820-81-81 + PAN 179-14


DRESS UP!



PAN 175-14 | PAN 175-BY 5




PAN 157-14 | PAN 157-BY 5 PAN 158-J6 8



PAN 178-14 | PAN 178-BY | PAN 186-20 10



PAN 179-14 | PAN 179-BY | PAN 187-20 10



PAN 176-14 | PAN 176-BY 6



PAN 177-14 | PAN 177-BY 6



05-2820-21-21 + PAN 176-14

05-2815-21-21^(S) + PAN | 05-2815-81-81 + PAN
 1 X E-27 PL ELEC. MAX. 18W
 1 X E-27 MAX. 60W ESF. ø45

05-2820-81-81 + PAN | 05-2820-21-21 + PAN
 1 X E-27 PL ELEC. MAX. 18W
 1 X E-27 MAX. 60W ESF. ø45 + 1 LED X 3W CREE
 2800K



DRESS UP SERIES

TORINO

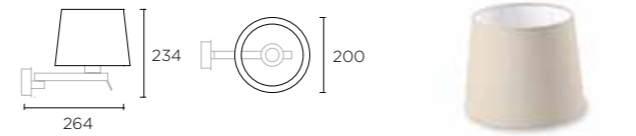



05-4696-Y2-82 + PAN 157-14

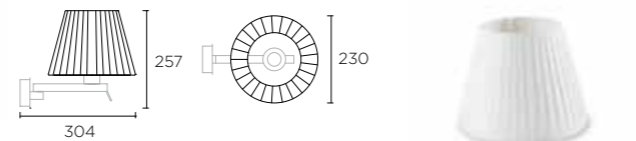
DRESS UP!



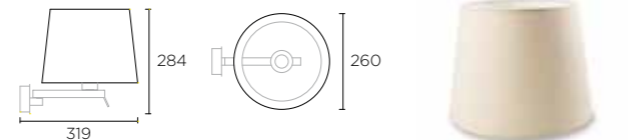
PAN 175-14 | PAN 175-BY  5



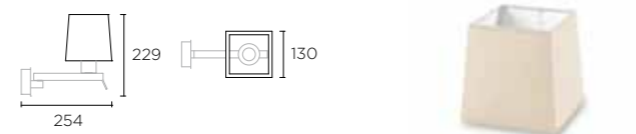
PAN 157-14 | PAN 157-BY  5 | PAN 158-J6  8



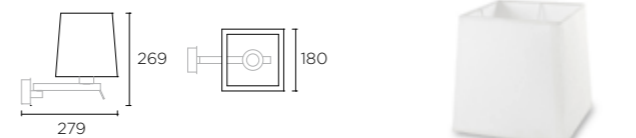
PAN 169-14  10



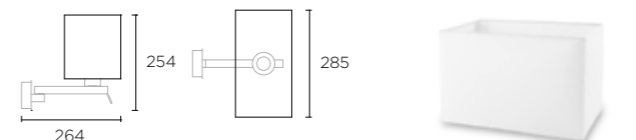
PAN 161-14 | PAN 161-BY  5 | PAN 162-J6  8



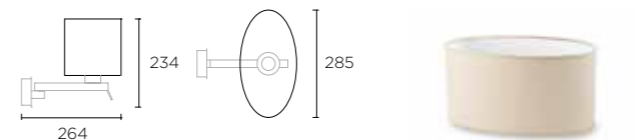
PAN 178-14 | PAN 178-BY | PAN 186-20  10



PAN 179-14 | PAN 179-BY | PAN 187-20  10



PAN 176-14 | PAN 176-BY  6



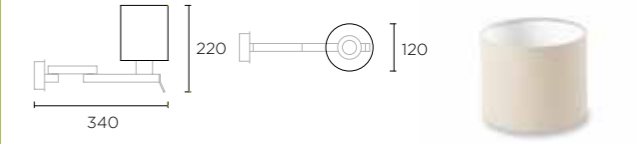
PAN 177-14 | PAN 177-BY  6

05-4696-81-82 + PAN | 05-4696-Y2-82 + PAN
1 X E-27 PL ELEC. MAX. 18W  | 1 X E-27 MAX. 60W 

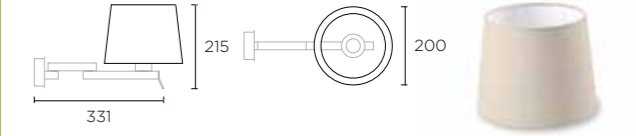


05-4697-81-82 + PAN 158-J6

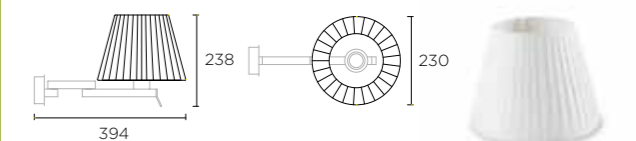
DRESS UP!



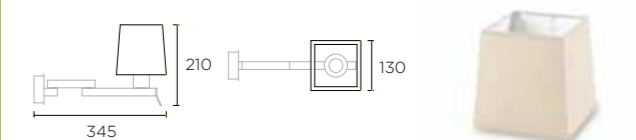
PAN 175-14 | PAN 175-BY  5



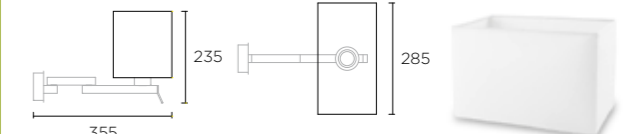
PAN 157-14 | PAN 157-BY  5 | PAN 158-J6  8



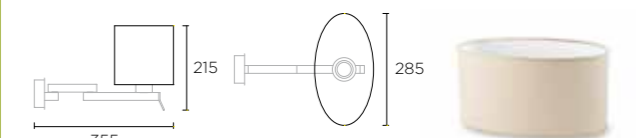
PAN 169-14  1



PAN 178-14 | PAN 178-BY | PAN 186-20  1



PAN 176-14 | PAN 176-BY  6



PAN 177-14 | PAN 177-BY  6

05-4697-81-82 + PAN | 05-4697-Y2-82 + PAN
1 X E-27 PL ELEC. MAX. 18W  | 1 X E-27 MAX. 60W 



TORINO



05-4695-81-82 + PAN 175-BY

DRESS UP!

PAN 175-14 PAN 175-BY	
PAN 157-14 PAN 157-BY PAN 158-J6	
PAN 169-14	
PAN 161-14 PAN 161-BY PAN 162-J6	
PAN 178-14 PAN 178-BY PAN 186-20	
PAN 179-14 PAN 179-BY PAN 187-20	
PAN 176-14 PAN 176-BY	
PAN 177-14 PAN 177-BY	




05-4695-Y2-82 + PAN | 05-4695-81-82 + PAN

1 X E-27 PL ELEC. MAX. 18W

1 X E-27 MAX. 60W

1 X LED X 3W

3000K



DRESS UP SERIES

TORINO



10-4696-81-82 + PAN 157-BY



10-4696-81-82 + PAN 157-14

DRESS UP!

PAN 157-14 PAN 157-BY		PAN 158-J6
PAN 169-14		
PAN 161-14 PAN 161-BY		PAN 162-J6
PAN 179-14 PAN 179-BY PAN 187-20		
PAN 180-14 PAN 180-BY PAN 188-20		
PAN 176-14 PAN 176-BY		
PAN 177-14 PAN 177-BY		



10-4695-Y2-82 + PAN 161-14



10-4695-81-82 + PAN 177-BY

DRESS UP!

PAN 157-14 PAN 157-BY		PAN 158-J6
PAN 169-14		
PAN 161-14 PAN 161-BY		PAN 162-J6
PAN 179-14 PAN 179-BY PAN 187-20		
PAN 180-14 PAN 180-BY PAN 188-20		
PAN 176-14 PAN 176-BY		
PAN 177-14 PAN 177-BY		

10-4695-81-82 + PAN | 10-4695-Y2-82 + PAN
1 X E-27 PL ELEC. MAX. 18W | 1 X E-27 MAX. 100W

10-4696-81-82 + PAN | 10-4696-Y2-82 + PAN
1 X E-27 PL ELEC. MAX. 18W | 1 X E-27 MAX. 60W

RF 850°C

DRESS UP SERIES

TORINO



25-4696-81-82 + PAN 185-J6

DRESS UP!

PAN 161-14 PAN 161-BY	PAN 162-J6
PAN 184-14 PAN 184-BY	PAN 185-J6
PAN 180-14 PAN 180-BY PAN 188-20	
PAN 181-14 PAN 181-BY PAN 189-20	
PAN 176-14 PAN 176-BY	



25-4696-81-82 + PAN 180-14



25-4695-81-82 + PAN 159-BY

DRESS UP!

PAN 159-14 PAN 159-BY		PAN 160-J6
PAN 181-14 PAN 181-BY PAN 189-20		



25-4695-81-82 + PAN 181-14



25-4696-81-82 + PAN | 25-4696-Y2-82 PAN
1 X E-27 PL ELEC. E-27 MAX. 23W | 1 X E-27 MAX. 100W



25-4695-81-82 + PAN | 25-4695-Y2-82 + PAN
1 X E-27 PL ELEC. MAX. 30W | 1 X E-27 MAX. 100W

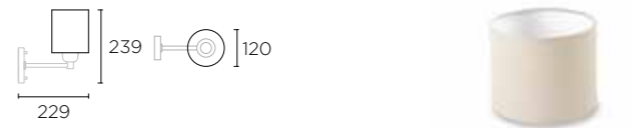


DOVER



172-NS + PAN 178-BY

DRESS UP!



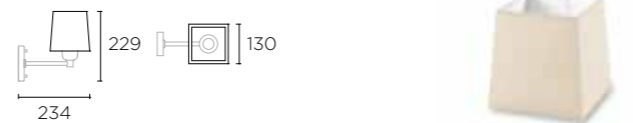
PAN 175-14 | PAN 175-BY 5



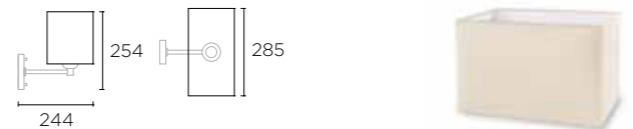
PAN 157-14 | PAN 157-BY 5 PAN 158-J6 8




PAN 169-14 10



PAN 178-14 | PAN 178-BY | PAN 186-20 10



PAN 176-14 | PAN 176-BY 6

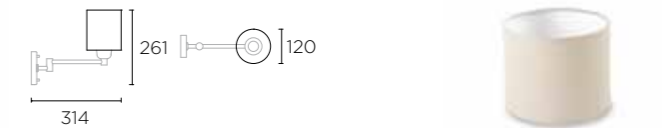


PAN 177-14 | PAN 177-BY 6



171-NS + PAN 179-14

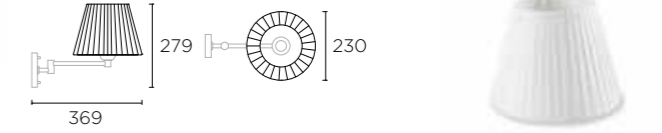
DRESS UP!



PAN 175-14 | PAN 175-BY 5



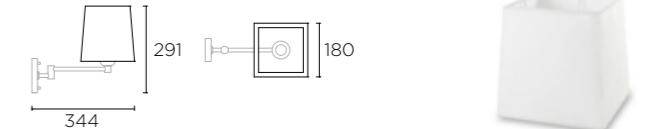
PAN 157-14 | PAN 157-BY 5 PAN 158-J6 8



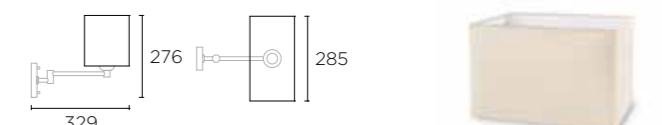
PAN 169-14 10



PAN 178-14 | PAN 178-BY | PAN 186-20 10



PAN 179-14 | PAN 179-BY | PAN 187-20 10



PAN 176-14 | PAN 176-BY 6



PAN 177-14 | PAN 177-BY 6

172-NS + PAN

1 X E-27 PL ELEC. MAX. 18W | 1 X E-27 MAX. 60W



171-NS + PAN

1 X E-27 PL ELEC. MAX. 18W | 1 X E-27 MAX. 60W



DOVER

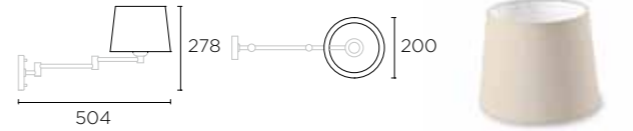


170-NS + PAN 157-14

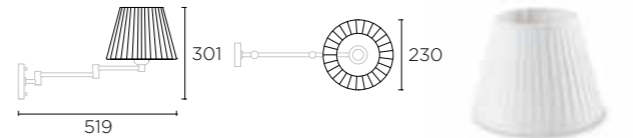
DRESS UP!



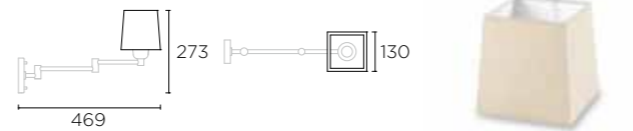
PAN 175-14 | PAN 175-BY  5



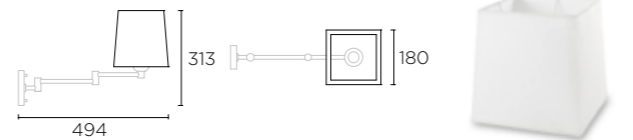
PAN 157-14 | PAN 157-BY  5 PAN 158-J6  8



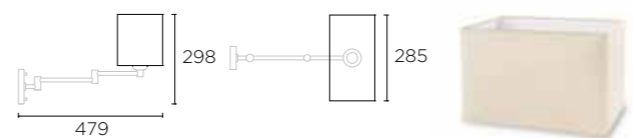
PAN 169-14  10



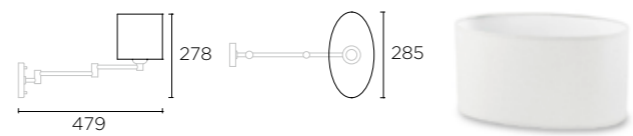
PAN 178-14 | PAN 178-BY | PAN 186-20  10



PAN 179-14 | PAN 179-BY | PAN 187-20  10



PAN 176-14 | PAN 176-BY  6



PAN 177-14 | PAN 177-BY  6

170-NS + PAN

1 X E-27 PL. ELEC. MAX. 18W  | 1 X E-27 MAX. 60W 



DRESS UP SERIES

DOVER



174-NS + PAN 157-14

DRESS UP!

	483		200	
PAN 157-14 PAN 157-BY		PAN 158-J6		
	506		230	
PAN 169-14		PAN 169-14		
	533		260	
PAN 161-14 PAN 161-BY		PAN 162-J6		
	518		180	
PAN 179-14 PAN 179-BY PAN 187-20		PAN 184-14		
	548		210	
PAN 180-14 PAN 180-BY PAN 188-20		PAN 185-J6		
	503		285	
PAN 176-14 PAN 176-BY		PAN 177-BY		
	483		285	
PAN 177-14 PAN 177-BY		PAN 185-J6		



176-NS + PAN 184-14

DRESS UP!

	1500		320	
PAN 184-14 PAN 184-BY		PAN 185-J6		

174-NS + PAN

1 X E-27 PL ELEC. MAX. 23W | 1 X E-27 MAX. 100W

176-NS + PAN

1 X E-27 PL ELEC. MAX. 23W | 1 X E-27 MAX. 100W

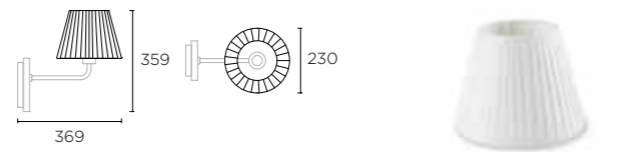


DEVON



05-2825-21-82 + PAN 176-14

DRESS UP!



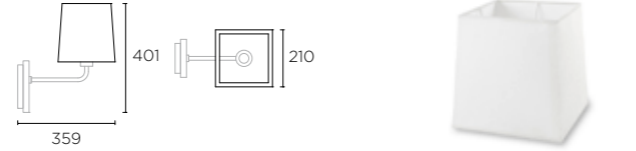
PAN 169-14  10



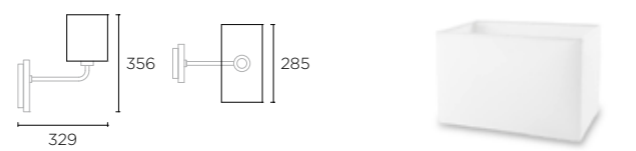
PAN 161-14 | PAN 161-BY  5 PAN 162-J6  8



PAN 179-14 | PAN 179-BY | PAN 187-20  10



PAN 180-14 | PAN 180-BY | PAN 188-20  5



PAN 176-14 | PAN 176-BY  6




10-2825-21-82 + PAN 182-14

DRESS UP!



PAN 161-14 | PAN 161-BY  5 PAN 162-J6  8



PAN 184-14 | PAN 184-BY  5 PAN 185-J6  4



PAN 180-14 | PAN 180-BY | PAN 188-20  5



PAN 181-14 | PAN 181-BY | PAN 189 -20  5



PAN 182-14 | PAN 182-BY  6



05-2825-21-82 + PAN

1 X E-27 PL ELEC. MAX. 18W  | 1 X E-27 MAX. 60W 



10-2825-21-82 + PAN

1 X E-27 PL ELEC. MAX. 23W  | 1 X E-27 MAX. 60W 



DEVON



25-2825-21-82 + PAN 183-14

25-2825-21-82 + PAN

1 X E-27 PL ELEC. MAX. 23W | 1 X E-27 MAX. 100W

DRESS UP!

PAN 181-14 PAN 181-BY PAN 189-20	5
PAN 182-14 PAN 182-BY	4
PAN 183-14 PAN 183-BY	4



25-2825-21-14 + PAN 183-14

OXFORD



05-2840-21-82 + PAN 176-BY

05-2840-21-82 + PAN

1 X E-27 PL ELEC. MAX. 18W
1 X E-27 MAX. 60W + 1 LED X 3W CREE LED

3000K

DRESS UP!

PAN 157-14 PAN 157-BY	5
PAN 158-J6	8
PAN 169-14	10
PAN 161-14 PAN 161-BY	5
PAN 162-J6	8
PAN 178-14 PAN 178-BY PAN 186-20	10
PAN 179-14 PAN 179-BY PAN 187-20	10
PAN 176-14 PAN 176-BY	6

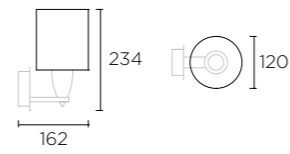
DRESS UP SERIES

DENVER

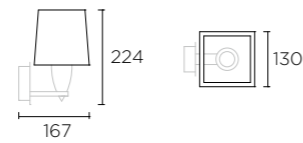


05-1566-81-82 + PAN 175-14

DRESS UP!



PAN 175-14 | PAN 175-BY  5




PAN 178-14 | PAN 178-BY | PAN 186-20  10



05-1566-81-82 + PAN

1 X E-27 PL ELEC. MAX. 13W  | 1 X E-27 MAX. 60W 



DRESS UP SERIES

05-1566-81-82 + PAN 178-14

DENVER



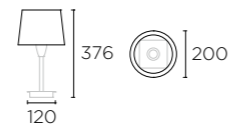
10-1566-81-82 + PAN 161-14



10-1566-81-82 + PAN

1 X E-27 PL ELEC. MAX. 18W | 1 X E-27 MAX. 60W

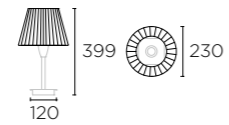
DRESS UP!



PAN 157-14 | PAN 157-BY



PAN 158-J6



PAN 169-14



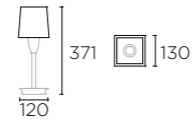
10



PAN 161-14 | PAN 161-BY



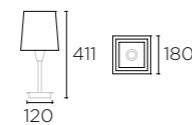
PAN 162-J6



PAN 178-14 | PAN 178-BY | PAN 186-20



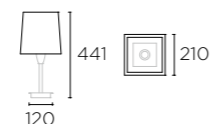
10



PAN 179-14 | PAN 179-BY | PAN 187-20



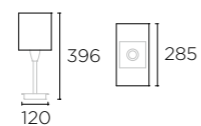
10



PAN 180-14 | PAN 180-BY | PAN 188-20



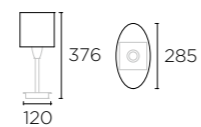
5



PAN 176-14 | PAN 176-BY



6



PAN 177-14 | PAN 177-BY



6



25-1566-81-82 + PAN 159-14



25-1566-81-82 + PAN

1 X E-27 PL ELEC. MAX. 30W | 1 X E-27 MAX. 100W

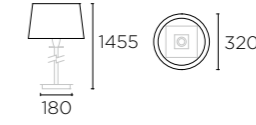
DRESS UP!



PAN 161-14 | PAN 161-BY



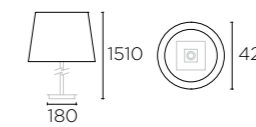
PAN 162-J6



PAN 184-14 | PAN 184-BY



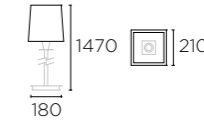
PAN 185-J6



PAN 159-14 | PAN 159-BY



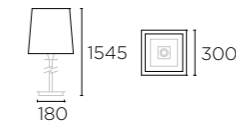
PAN 160-J6



PAN 180-14 | PAN 180-BY | PAN 188-20



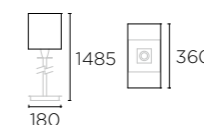
5



PAN 181-14 | PAN 181-BY | PAN 189-20



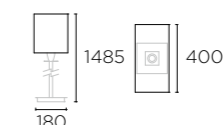
5



PAN 182-14 | PAN 182-BY



4



PAN 183-14 | PAN 183-BY



4

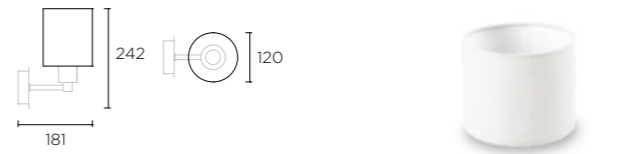


LYON

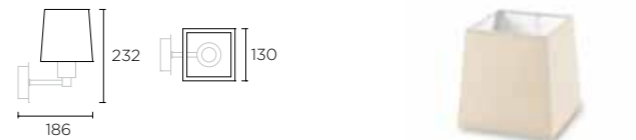


05-1567-81-82 + PAN 175-14

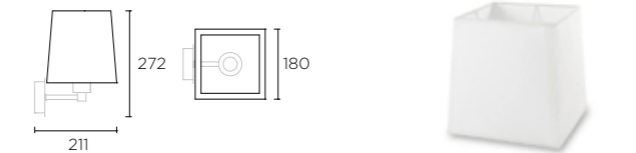
DRESS UP!



PAN 175-14 | PAN 175-BY  5



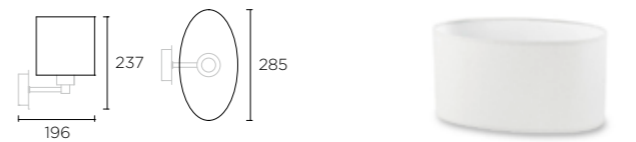
PAN 178-14 | PAN 178-BY | PAN 186-20  10



PAN 179-14 | PAN 179-BY | PAN 187-20  10



PAN 176-14 | PAN 176-BY  6



PAN 177-14 | PAN 177-BY  6



Interruptor incorporado ON-OFF
Switch included.

05-1567-81-82 + PAN

1 X E-27 PL. ELEC. MAX. 18W  | 1 X E-27 MAX. 60W 



DRESS UP SERIES

LYON



10-1567-81-82 + PAN 161-BY



10-1567-81-82 + PAN 162-J6

10-1567-81-82 + PAN

1 X E-27 PL ELEC. MAX. 18W | 1 X E-27 MAX. 60W

DRESS UP!

PAN 157-14 PAN 157-BY PAN 158-J6	
PAN 169-14	
PAN 161-14 PAN 161-BY PAN 162-J6	
PAN 179-14 PAN 179-BY PAN 187-20	
PAN 180-14 PAN 180-BY PAN 188-20	
PAN 176-14 PAN 176-BY	
PAN 177-14 PAN 177-BY	
PAN 181-14 PAN 181-BY PAN 189-20	
PAN 182-14 PAN 182-BY	



25-1567-81-82 + PAN 159-BY

25-1567-81-82 + PAN

1 X E-27 PL ELEC. MAX. 30W | 1 X E-27 MAX. 100W

DRESS UP!

PAN 184-14 PAN 184-BY PAN 185-J6	
PAN 159-14 PAN 159-BY PAN 160-J6	
PAN 182-14 PAN 182-BY	
PAN 181-14 PAN 181-BY PAN 189-20	
PAN 183-14 PAN 183-BY	





10-4368-16-82 + PAN 161-BY

DRESS UP!

		PAN 157-14 PAN 157-BY 5	PAN 158-J6 8
		PAN 169-14 10	
		PAN 161-14 PAN 161-BY 5	PAN 162-J6 8
		PAN 179-14 PAN 179-BY PAN 187-20 10	
		PAN 180-14 PAN 180-BY PAN 188-20 5	
		PAN 176-14 PAN 176-BY 6	
		PAN 182-14 PAN 182-BY 4	
		PAN 177-14 PAN 177-BY 6	
		PAN 153-20 5	

10-4368-16-82 + PAN

1 X E-27 PL ELEC. MAX. 23W | 1 X E-27 MAX. 75W



10-4367-16-82 + PAN 151-20

DRESS UP!

		PAN 157-14 PAN 157-BY 5	PAN 158-J6 8
		PAN 169-14 10	
		PAN 179-14 PAN 179-BY PAN 187-20 10	
		PAN 176-14 PAN 176-BY 6	
		PAN 177-14 PAN 177-BY 6	
		PAN 151-20 8	

10-4367-16-82 + PAN

1 X E-27 PL ELEC. MAX. 23W | 1 X E-27 MAX. 75W





05-1136-16-82 + PAN 166-20



05-1136-16-82 + PAN 166-20



05-1136-16-82 + PAN

1 X E-27 PL. ELEC. MAX. 13W | 1 X E-27 MAX. 60W

DRESS UP!

	350 140	
186		
PAN 175-14 PAN 175-BY 5		
	345 200	
226		
PAN 157-14 PAN 157-BY 5 PAN 158-J6 8		
	368 230	
241		
PAN 169-14 10		
	340 140	
191		
PAN 178-14 PAN 178-BY PAN 186-20 10		
	380 180	
216		
PAN 179-14 PAN 179-BY PAN 187-20 10		
	410 210	
231		
PAN 180-14 PAN 180-BY PAN 188-20 5		
	365 285	
201		
PAN 176-14 PAN 176-BY 6		
	345 285	
201		
PAN 177-14 PAN 177-BY 6		
	380 150	
201		
PAN 166-20 9		



25-4367-16-82 + PAN 159-BY



25-4367-16-82 + PAN

1 X PL. ELEC. E-27 MAX. 30W | 1 X E-27 MAX. 150W

DRESS UP!

	1520 320	
300		
PAN 184-14 PAN 184-BY 5 PAN 185-J6 4		
	1575 420	
300		
PAN 159-14 PAN 159-BY 5 PAN 160-J6 4		
	1610 300	
300		
PAN 181-14 PAN 181-BY PAN 189-20 5		
	1550 400	
300		
PAN 183-14 PAN 183-BY 4		
	1700 400	
300		
PAN 155-20 5		

25-4367-16-82 + PAN 155-20



MILAN



10-1568-81-82 + PAN 157-14

DRESS UP!

Min. 210 / Max. 440	
PAN 157-14 PAN 157-BY PAN 158-J6	
Min. 220 / Max. 450	
PAN 169-14	
Min. 240 / Max. 470	
PAN 161-14 PAN 161-BY PAN 162-J6	
Min. 200 / Max. 430	
PAN 179-14 PAN 179-BY PAN 187-20	
Min. 210 / Max. 440	
PAN 180-14 PAN 180-BY PAN 188-20	



25-1568-81-82 + PAN 161-14

DRESS UP!

Min. 660 / Max. 520	
PAN 161-14 PAN 161-BY PAN 162-J6	
Min. 670 / Max. 530	
PAN 181-14 PAN 184-BY PAN 185-J6	
Min. 640 / Max. 500	
PAN 180-14 PAN 180-BY PAN 188-20	
Min. 680 / Max. 540	
PAN 181-14 PAN 181-BY PAN 189-20	
Min. 640 / Max. 500	
PAN 182-14 PAN 182-BY	



25-1568-81-82 + PAN 161-14

10-1568-81-82 + PAN

1 X E-27 PL ELEC. MAX. 18W | 1 X E-27 MAX. 60W

25-1568-81-82 + PAN

1 X E-27 PL ELEC. MAX. 23W | 1 X E-27 MAX. 100W



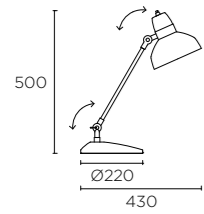
DRESS UP SERIES



DESK & FLOOR LAMPS SERIES

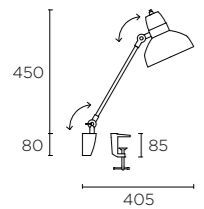
FLEX

NEW



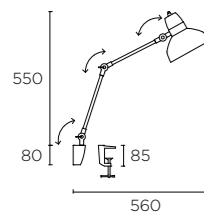
10-1530-21-14 | 10-1530-21-05

1 X E-27 PL ELEC. MAX. 14W | 1 X E-27 MAX. 60W
RECOMMENDED MINI GLOBE 11W



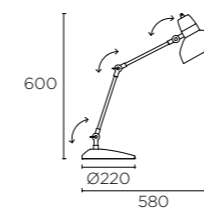
05-1530-21-14 | 05-1530-21-05

1 X E-27 PL ELEC. MAX. 14W | 1 X E-27 MAX. 60W
RECOMMENDED MINI GLOBE 11W



05-1531-21-14 | 05-1531-21-05

1 X E-27 PL ELEC. MAX. 14W | 1 X E-27 MAX. 60W
RECOMMENDED MINI GLOBE 11W

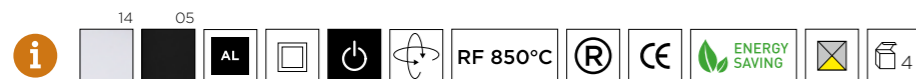


10-1531-21-14 | 10-1531-21-05

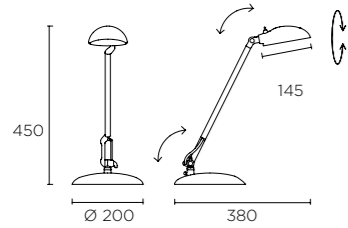
1 X E-27 PL ELEC. MAX. 14W | 1 X E-27 MAX. 60W
RECOMMENDED MINI GLOBE 11W



DESK & FLOOR LAMPS SERIES

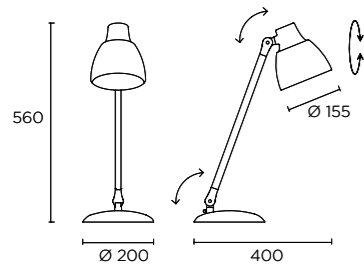


HOLMES

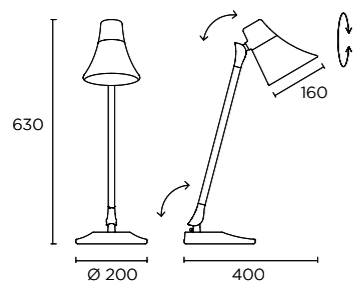


10-0231-34-05
 50 LED X 0,1W = 5W

 2900K



10-0228-34-08
 1X E-27 PL ELEC. MAX. 15W

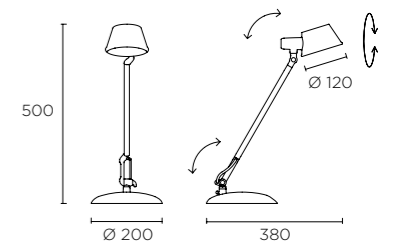


10-0237-34-05
 1X E-27 PL ELEC. MAX. 15W



10-0234-34-05
 50 LED X 0,1W = 5W

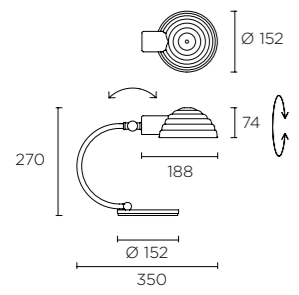
 2900K



DESK & FLOOR LAMPS SERIES

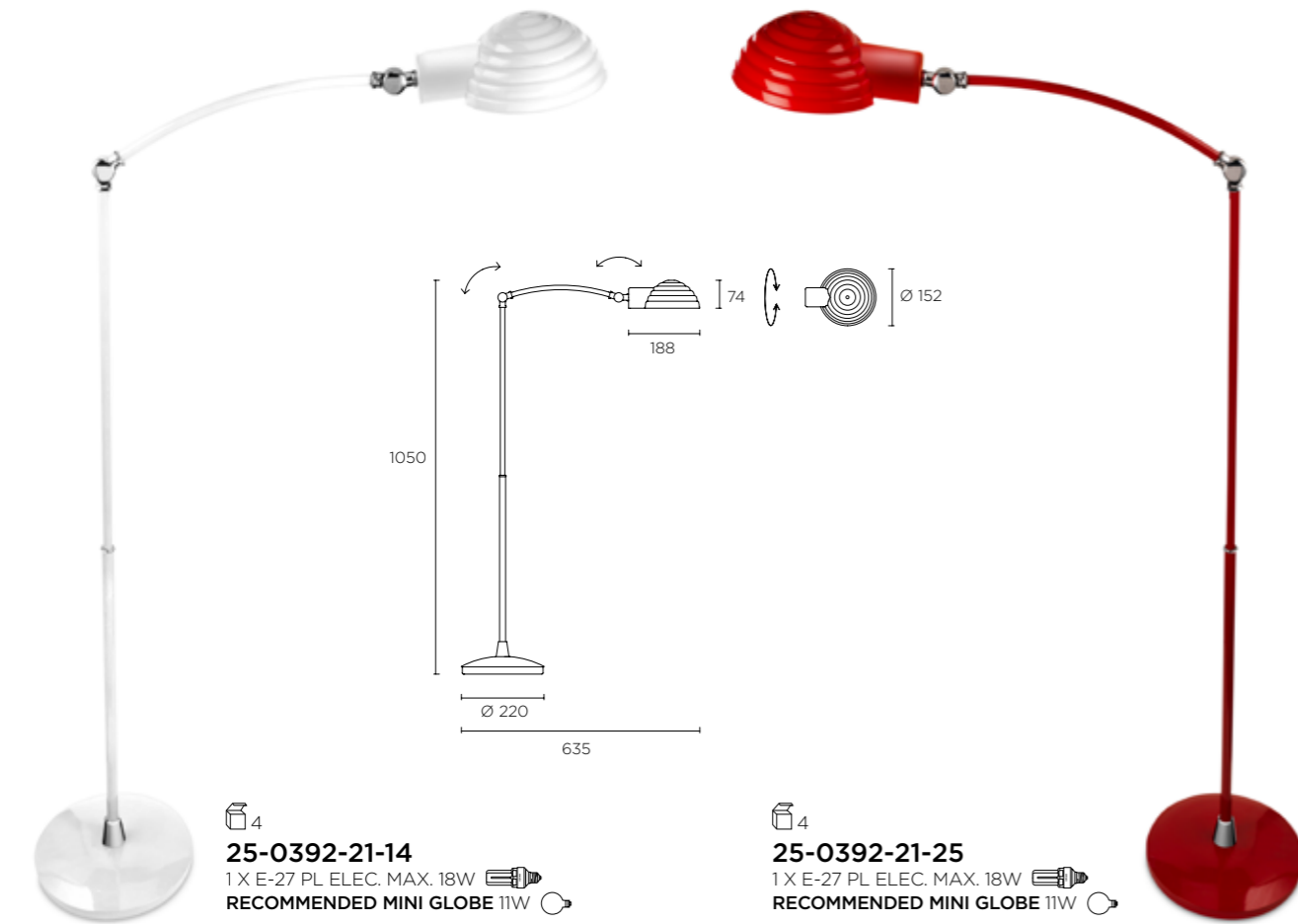


WAVE



6
10-0392-21-14
 1 X E-27 PL ELEC. MAX. 18W
 RECOMMENDED MINI GLOBE 11W

6
10-0392-21-25
 1 X E-27 PL ELEC. MAX. 18W
 RECOMMENDED MINI GLOBE 11W



4
25-0392-21-14
 1 X E-27 PL ELEC. MAX. 18W
 RECOMMENDED MINI GLOBE 11W

4
25-0392-21-25
 1 X E-27 PL ELEC. MAX. 18W
 RECOMMENDED MINI GLOBE 11W

i
25
14
ST
PC DIF
⏻
⚡
RF 850°C
®
CE
ENERGY SAVING



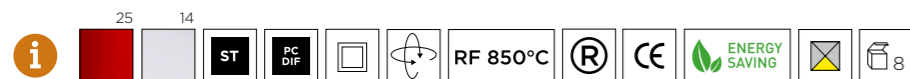
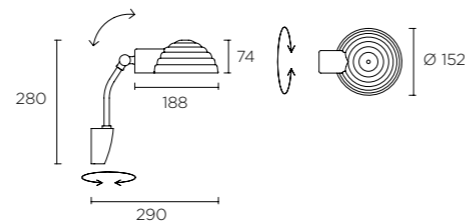
DESK & FLOOR LAMPS SERIES

WAVE



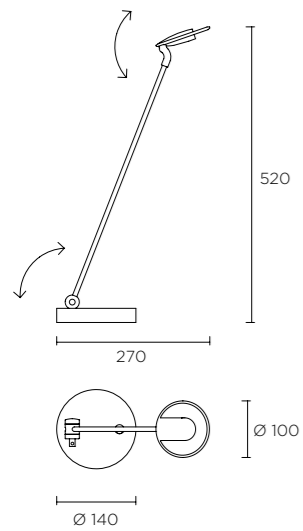
05-0392-21-25
 1 X E-27 PL ELEC. MAX. 18W
 RECOMMENDED MINI GLOBE 11W

05-0392-21-14
 1 X E-27 PL ELEC. MAX. 18W
 RECOMMENDED MINI GLOBE 11W



DESK & FLOOR LAMPS SERIES

MAIA

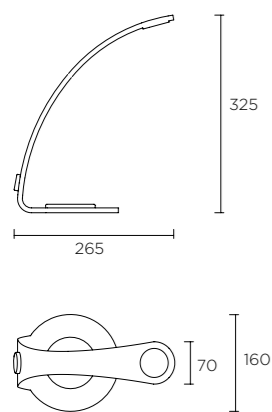


AL

10-0469-05-05

1 LED X 3W CREE

2900K



AL

10-0484-21-37

18 LED X 0,06W = 1W EDISON

6 LED X 0,06W = 0,36W

2900K BLUE



3 POSICIONES / POSITIONS
ON / OFF / BLUE



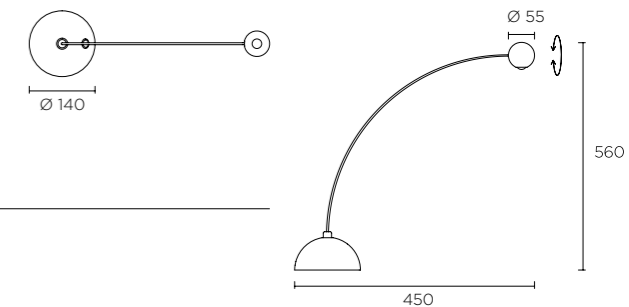
DESK & FLOOR LAMPS SERIES

AL

10-0485-21-05

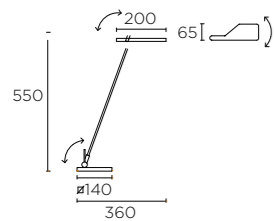
1 LED X 5W BRIDGELUX

2900K

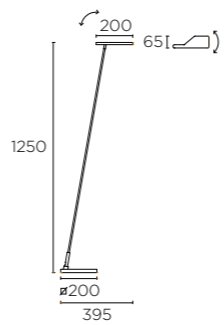


ELVA

NEW



6
10-1523-21-21
 1 LED X 6W **CITIZEN**
 3000K

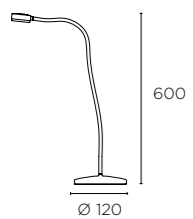


2
25-1523-21-21
 1 LED X 6W **CITIZEN**
 3000K



DESK & FLOOR LAMPS SERIES

SOFT

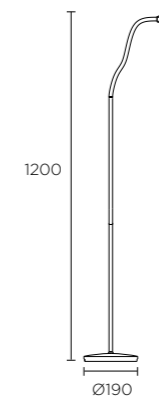


1
10-4338-N3-05^(S)
 1 LED X 3W CREE
 3000K

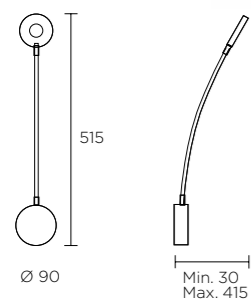


DESK & FLOOR LAMPS SERIES

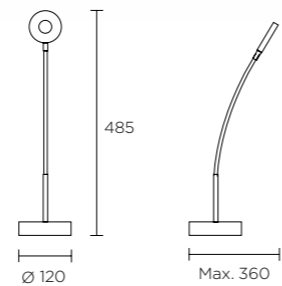
2
25-4338-N3-05^(S)
 1 LED X 3W CREE
 3000K



LLIT



446-NS
 30 LEDS X 0.073W = 2.2W
 C 6000K



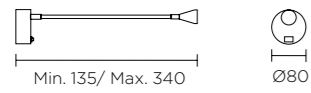
10-2842-81-81
 30 LEDS X 0.073W = 2.2W
 C 6000K






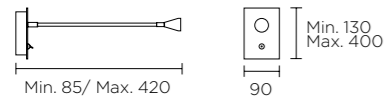
DESK & FLOOR LAMPS SERIES




i
NS
ST
E
⏻
⚡
RF 850°C
100-240 V
CE
ENERGY SAVING
⏳
📦 2

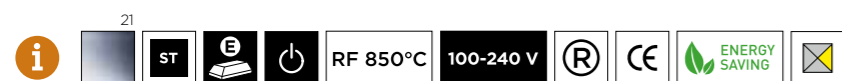
BOOK






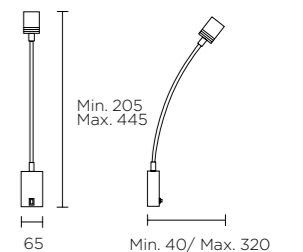

05-2838-21-21
 1 LED X 1W 
 N 4500K 



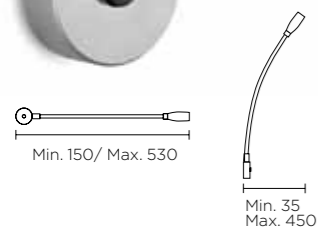

05-2837-21-21
 1 LED X 1W 
 N 4500K 




05-2845-21-21
 1 LED X 3W 
 N 4500K 



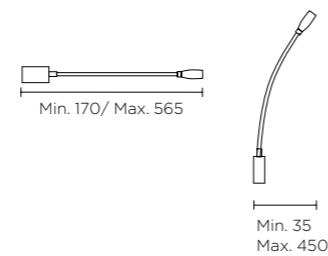
BED



05-2830-34-34

 1 LED X 3W CREE

 N 3700K



05-2831-34-34

 1 LED X 3W CREE

 N 3700K

WALL



05-2835-54-54

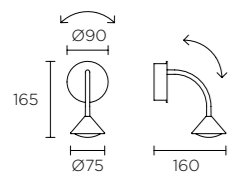
 1 LED X 1,2W CREE

 N 3700K



DRACO

NEW



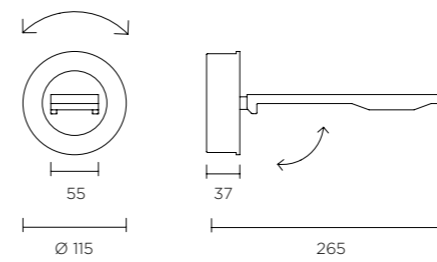
05-0486-14-M1
1 LED X 3W CREE
3000K




ON-OFF



DESK & FLOOR LAMPS SERIES



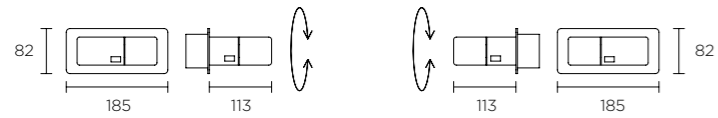
05-0072-34-34
1 LED X 3W CREE
2900K



ESTAK

2 unidades incluidas: derecha e izquierda.
 2 pieces included: right & left side.

NEW



05-1555-34-34
 1 LED X 3W CREE
 3000K



71-1653-34-34
 CAJA PARA EMPOTRAR EN PARED
 FLUSH FITTING BOX

6

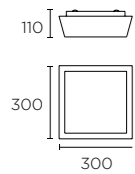



DESK & FLOOR LAMPS SERIES

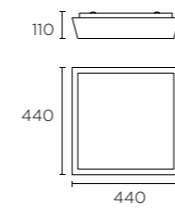


WALL & CEILING SERIES

PRISMA



4
15-4689-14-B4 | 15-4689-S2-B4
 2 X E-27 PL ELEC. MAX. 18W

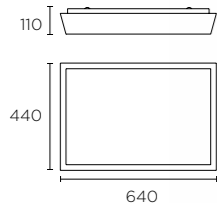


2
15-4690-14-B4 | 15-4690-S2-B4
 3 X E-27 PL ELEC. MAX. 18W

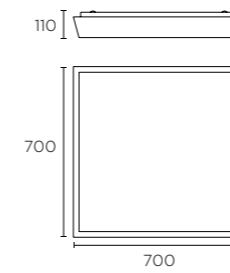


i
14
S2
AL
GLA DIF
⊕
E
RF 850°C
®
CE
ENERGY SAVING
⚠

PRISMA



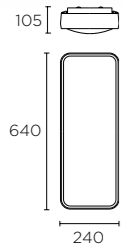
SLA
DIP RF 850°C
15-4691-14-B4 | 15-4691-S2-B4
2 X 2G11 55W



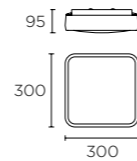
ACB
DIP **15-4692-14-M1 | 15-4692-S2-M1**
3 X 2G11 55W



RAS



2 **15-4686-14-M1 | 15-4686-S2-M1**
1 X 2G11 55W



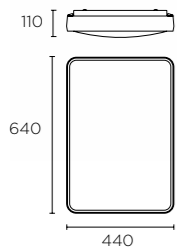
4 **15-4685-14-M1 | 15-4685-S2-M1**
2 X E-27 PL ELEC. MAX. 18W



WALL & CEILING SERIES

RAS

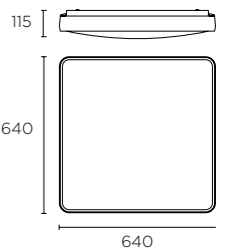
η
HIGH



15-4687-14-M1 | 15-4687-S2-M1
2 X 2G11 55W

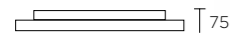
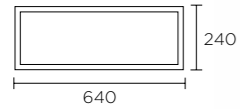


WALL & CEILING SERIES




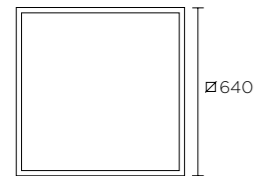
15-4688-14-M1 | 15-4688-S2-M1
3 X 2G11 55W

TOLEDO




434-AL

2 X 2G11 40W



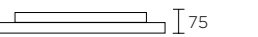
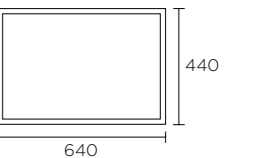
436-AL

4 X 2G11 40W

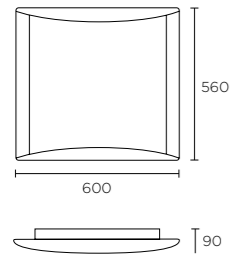


435-AL

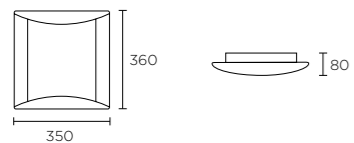
3 X 2G11 40W



ALPEN



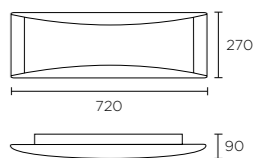
330-GR
 4 X 2G11 24W



332-GR
 2 X G24q3 26W



331-GR
 2 X 2G11 40W

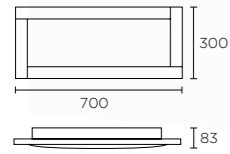


AVILA

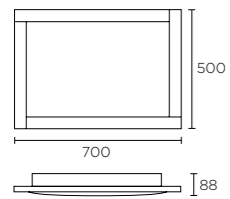


Incluye tiras intercambiables en marrón claro y oscuro.


Includes interchangeable strips in light & dark brown.



2
494-AW
2 X 2G11 40W



1
495-AW(S)
3 X 2G11 40W

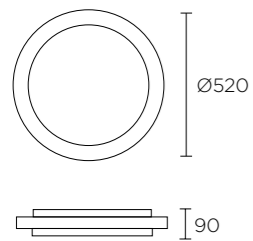


1
496-AW
3 X 2G11 24W



WALL & CEILING SERIES

ROUND



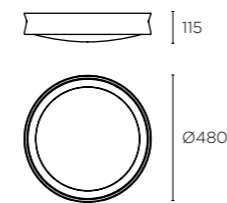
514-GR
1 x T5 TUBULAR 22W + 1 x T5 TUBULAR 55W 2700K
WARM WHITE INCLUDED



AUDREY



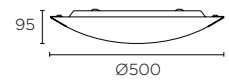
LEDS-C4 LA CREU



15-4336-14-M1
3 X E-27 PL ELEC. MAX. 23W | 3 X E-27 MAX. 25W

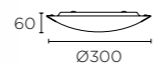


CLIP



3

15-4684-21-E9
3 X E-27 PL ELEC. MAX. 23W
3 X E-27 MAX. 40W

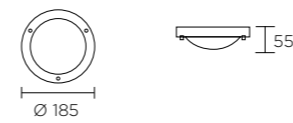


4

15-4682-21-E9
2 X E-27 PL ELEC. MAX. 13W
2 X E-27 MAX. 25W

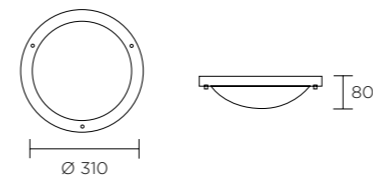


OSLO



6

270-NS
1 X G9 MAX. 40W OSRAM INCLUDED

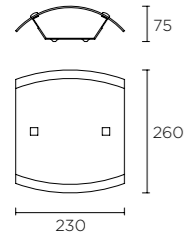


6

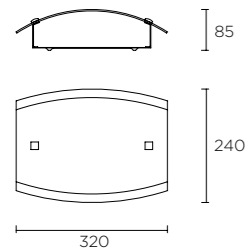
271-NS
1 X R7S L = 78 MAX. 100W OSRAM INCLUDED



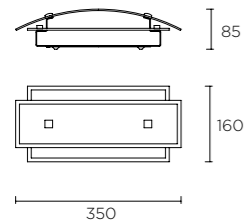
PRACTIC




05-0517-21-E9
1 X E-27 PL. ELEC. MAX. 30W | 1 X E-27 MAX. 100W




05-0518-21-E9
2 X E-27 PL. ELEC. MAX. 30W | 2 X E-27 MAX. 60W



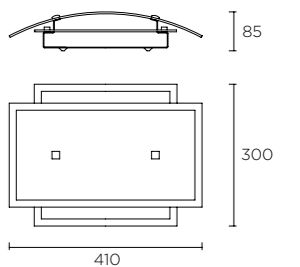
05-0519-21-E9
1 X E-27 PL. ELEC. MAX. 30W | 1 X E-27 MAX. 100W



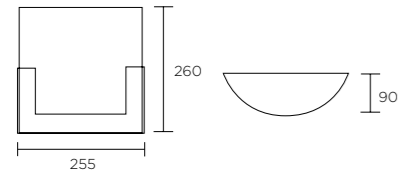
WALL & CEILING SERIES



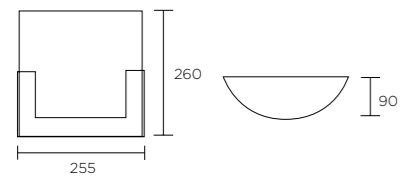
05-0530-21-E9
2 X E-27 PL. ELEC. MAX. 30W | 2 X E-27 MAX. 60W



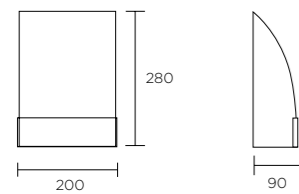
NIZA



505-Y2
2 X E-27 PL ELEC. MAX. 21W | 2 X E-27 MAX. 60W ESF. ø45



505-NS
2 X E-27 PL ELEC. MAX. 21W | 2 X E-27 MAX. 60W ESF. ø45

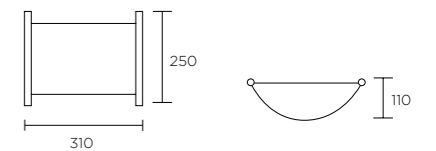


506-CR
2 X E-27 PL ELEC. MAX. 21W | 1 X E-27 MAX. 60W ESF. ø45

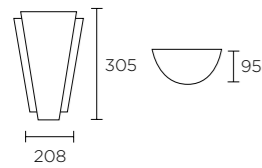


WALL & CEILING SERIES

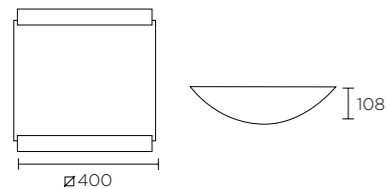
274-NS
2 X E-27 PL ELEC. MAX. 18W | 2 X E-27 MAX. 60W



LUGO



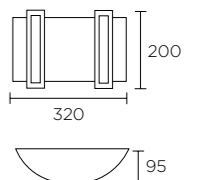
482-CR
 1 X E-27 PL ELEC. MAX. 21W
 1 X E-27 MAX. 100W



484-CR
 2 X E-27 PL ELEC. MAX. 21W
 2 X E-27 MAX. 100W

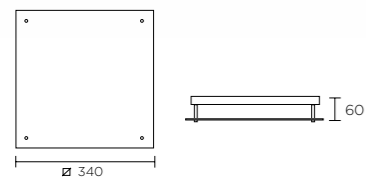


479-CR
 2 X E-27 PL ELEC. MAX. 21W
 2 X E-27 MAX. 60W

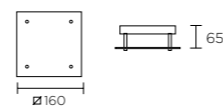


WALL & CEILING SERIES

VENECIA



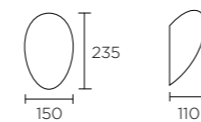
363-CR
4 X G9 MAX. 60W
OSRAM INCLUDED



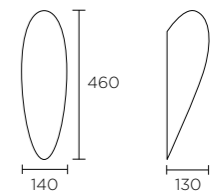
362-CR
1 X G9 MAX. 60W
OSRAM INCLUDED



GLASS



444-BL
1 X E-27 PL ELEC. MAX. 20W
1 X E-27 MAX. 60W

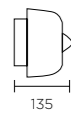
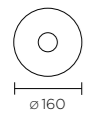


445-BL
1 X E-27 PL ELEC. MAX. 20W
1 X E-27 MAX. 60W





WALL & CEILING SERIES

SUNNY




510-CR
1 X E-14 MAX. 40W DECOR SILVER ○ 2700K WARM WHITE OSRAM INCLUDED



WALL & CEILING SERIES

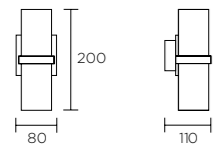
ALU



491-AL
1 X T5 14W ↔ 2700K WARM WHITE INCLUDED



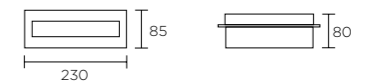
WALL & CEILING SERIES



456-AL
2 X G9 MAX. 60W ↔ 2 X G9 40W OSRAM INCLUDED




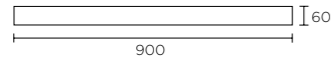
443-AL
1 X R7S L = 118 MAX. 150W ↔ OSRAM INCLUDED




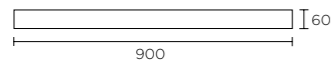
05-4382-14-B8
1 X R7S L = 78 MAX. 80W ↔ OSRAM INCLUDED




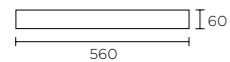
BREMEN



284-CR
2 X T5 21W ↔ 6400K COLD WHITE INCLUDED



05-4381-14-14^(S)
2 X T5 21W ↔ 6400K COLD WHITE INCLUDED





05-4380-14-14^(S)
2 X T5 13W ↔ 6400K COLD WHITE INCLUDED



WALL & CEILING SERIES

283-CR^(S)
2 X T5 13W ↔ 6400K COLD WHITE INCLUDED



HALF

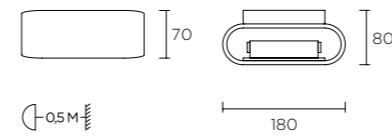


492-CR
1 X R7S L = 118 MAX. 150W **OSRAM INCLUDED**

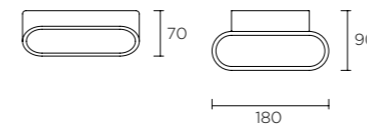
493-CR
1 X T5 14W 2700K
WARM WHITE INCLUDED



OVAL



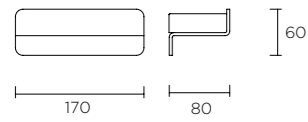
05-0534-14-14
1 X R7S MAX. 100W



05-0070-S2-14 | 05-0070-14-14
1 LED X 6W **CITIZEN**
2800K

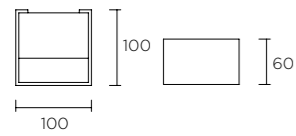



JET



05-0069-14-14
 1 LED X 4W **CITIZEN**
 2900K

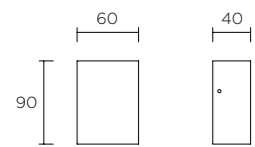
05-0533-14-14
 1 X G9 MAX. 40W



05-0071-14-14
 1 LED X 3W **CREE**
 2900K



TAYLOR

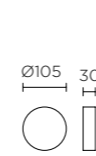


05-9594-14-37
 1 LED X 3W **CREE**
 4200K



SPOT

NEW



05-0487-14-54
 1 LED X 3W **CREE**
 3000K



05-0487-05-54
 1 LED X 3W **CREE**
 3000K



NEMESIS



IP 44
05-9177-14-B8
 1 X R7S L = 78 MAX. 100W
 OSRAM INCLUDED

IP 20
05-4402-BX-B8
 1 X R7S L = 78 MAX. 100W

71-8969-00-00
 REACTANCIA PARA PL G24D-1 13W 230V
 BALLAST FOR PL G24D-1 13W 230V




LIA



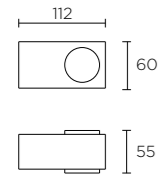
IP 44
05-4401-14-B8
 1 X E-27 PL ELEC. MAX. 23W
 1 X E-27 MAX. 60W

IP 20
05-4401-BX-B8
 1 X E-27 PL ELEC. MAX. 23W
 1 X E-27 MAX. 60W



WALL & CEILING SERIES

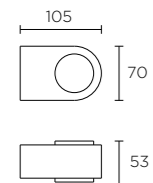
BRICK



05-4427-S2-M1
 2 LED X 3W = 6W CREE
 3000K

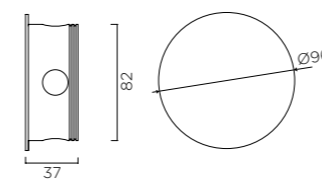
LEDS-C4 LA CREU

TEGEL



05-4428-S2-M1
 2 LED X 3W = 6W CREE
 3000K

STAR



05-3391-N3-00
 4 LED X 1W = 4W CREE
 4500K



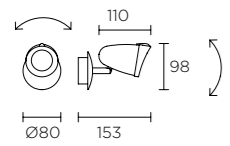
EQUIPO / GEAR ACT-0808-00-00



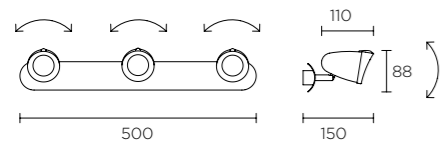
WALL & CEILING SERIES

VESPA

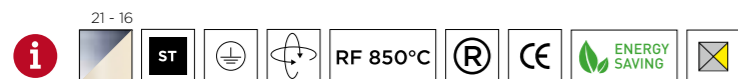
NEW



8
05-0848-16-21
 1 X GU10 LED 5,5W

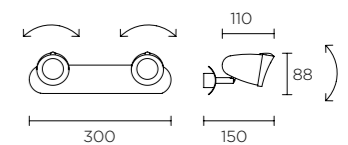


6
05-0850-16-21
 3 X GU10 LED 5,5W



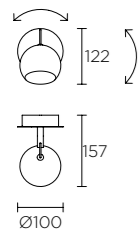
WALL & CEILING SERIES



8
05-0849-16-21
 2 X GU10 LED 5,5W

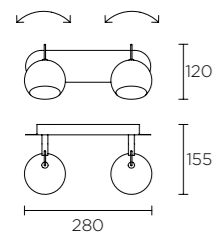




TRINITY

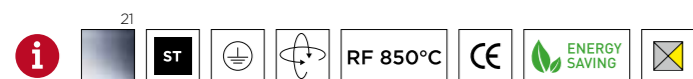
NEW



 12
05-1513-21-21
 1 X GU10 LED 5,5W 

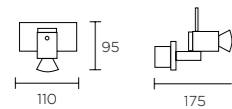


 6
05-1514-21-21
 1 X GU10 LED 5,5W 

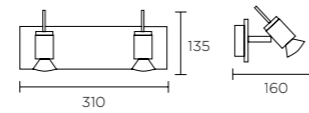


WALL & CEILING SERIES

FLASH



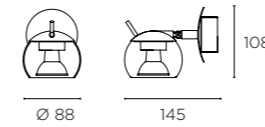
380-CR
 1 X GU10 MAX. 50W OSRAM INCLUDED
 1 X GU10 LED 7W



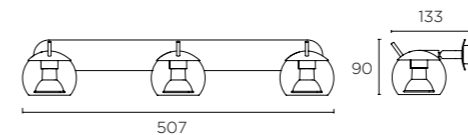
381-CR(S)
 2 X GU10 MAX. 50W OSRAM INCLUDED
 2 X GU10 LED 7W



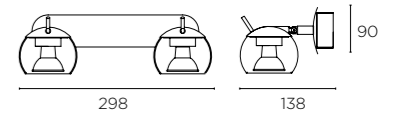
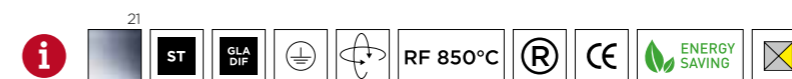
NOK



05-4351-21-37
 1 X GU10 MAX. 50W
 1 X GU10 LED 7W

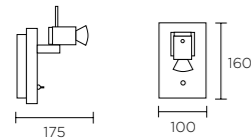


05-4353-21-37
 3 X GU10 MAX. 50W
 3 X GU10 LED 7W

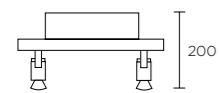
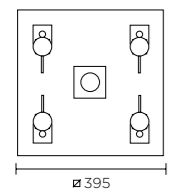


05-4352-21-37
 2 X GU10 MAX. 50W
 2 X GU10 LED 7W


WOOD



410-CR
 1 X GU10 MAX. 50W OSRAM INCLUDED
 1 X GU10 LED 7W

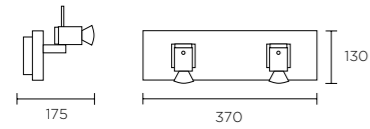


415-CR
 5 X GU10 MAX. 50W OSRAM INCLUDED
 5 X GU10 LED 7W

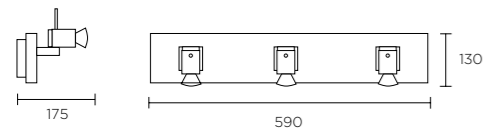


WALL & CEILING SERIES


WOOD



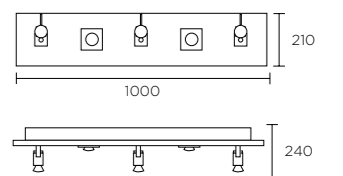
411-CR
 2 X GU10 MAX. 50W OSRAM INCLUDED
 2 X GU10 LED 7W



412-CR
 3 X GU10 MAX. 50W OSRAM INCLUDED
 3 X GU10 LED 7W

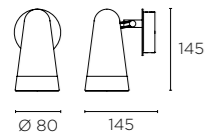


416-CR
 5 X GU10 MAX. 50W OSRAM INCLUDED
 5 X GU10 LED 7W



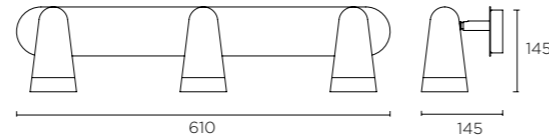
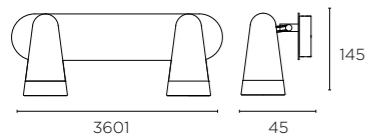
WALL & CEILING SERIES

ZAM



05-4345-14-N3

1 X E-27 PL ELEC. MAX. 15W
RECOMMENDED MEGAMAN MU115i | 1X15W



05-4346-14-N3^(S)

2 X E-27 PL ELEC. MAX. 15W
RECOMMENDED MEGAMAN MU115i | 2X15W

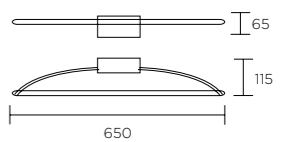
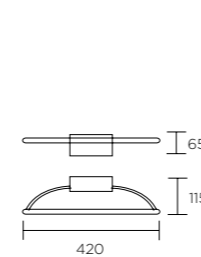


05-4347-14-N3^(S)

3 X E-27 PL ELEC. MAX. 15W
RECOMMENDED MEGAMAN MU115i | 3X15W



SIENA WALL



279-NS

1 X T5 8W



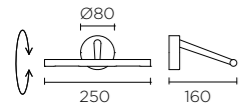
280-NS

1 X T5 13W

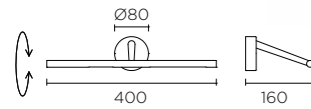


SIENA LED

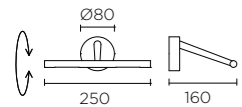
NEW



12
05-1577-81-M2
 12 LED X 0,2W = 2,4W
 3000K

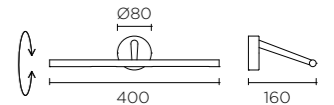


6
05-1611-81-M2
 18 LED X 0,2W = 3,6W
 3000K



12
05-1577-21-M2
 12 LED X 0,2W = 2,4W
 3000K

6
05-1611-21-M2
 18 LED X 0,2W = 3,6W
 3000K

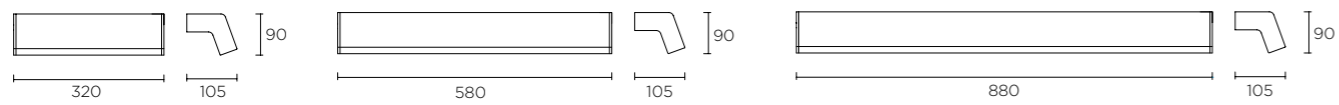


WALL & CEILING SERIES



BATH SERIES

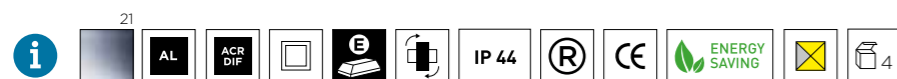
CONCEPT



05-4698-21-M1
2 x T5 8W

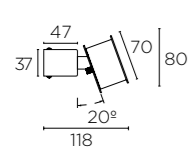
05-4699-21-M1
2 x T5 14W

05-4700-21-M1
2 x T5 21W

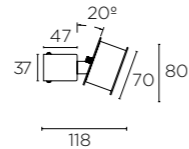


BATH SERIES

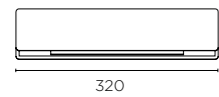
BELYSA



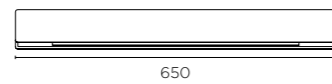
IP44




IP20



05-4361-21-05
1 x 2G11 18W





05-4362-21-05
1 x 2G11 40W





BATH SERIES

MAKE UP



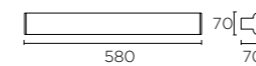
 **488-AL**
 3 x G9 MAX. 60W
 3 x G9 MAX. 40W  **OSRAM INCLUDED**




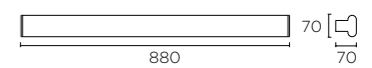
 **489-AL**
 5 x G9 MAX. 60W
 5 x G9 MAX. 40W  **OSRAM INCLUDED**



SKARA

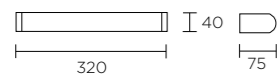


 **05-4357-21-M1**
 1 x T5 14W




05-4358-21-M1
 1 x T5 21W


TOILET



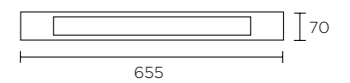
05-4376-21-M1
1 x T5 8W ↔ 2700K
WARM WHITE INCLUDED




05-4375-21-M1
1 x T5 14W ↔ 2700K
WARM WHITE INCLUDED



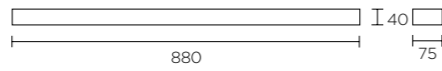
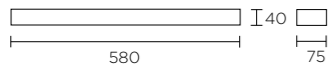
05-4374-21-M1
1 x T5 21W ↔ 2700K
WARM WHITE INCLUDED



457-CR
1 x 2G11 24W ↔ 2700K
WARM WHITE INCLUDED



TOILET Q




8
05-4377-21-M1
 1 x T5 14W → 2700K
 WARM WHITE INCLUDED

8
05-4378-21-M1
 1 x T5 21W → 2700K
 WARM WHITE INCLUDED

NEW

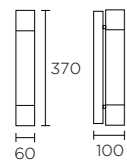
6
05-1507-21-M1
 1 LED X 10W
 2700K

4
05-1508-21-M1
 1 LED X 16W
 2700K



BATH SERIES

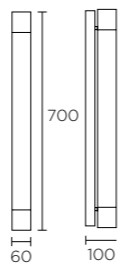
DRESDE



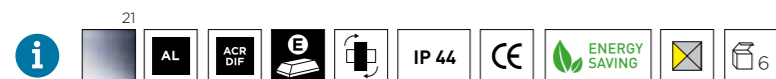
05-4385-21-M1
1 x 2G11 18W
2700K WARM WHITE
INCLUDED



05-4386-21-M1
1 x 2G11 24W
2700K WARM WHITE
INCLUDED

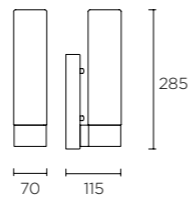
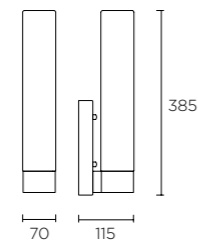
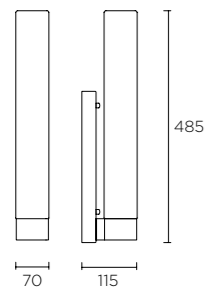




05-4387-21-M1
1 x 2G11 40W
2700K WARM WHITE
INCLUDED






BATH SERIES


DRESDE EVO




 4
05-0028-21-F9
 1 x 2G11 36W


 4
05-0027-21-F9
 1 x 2G11 24W

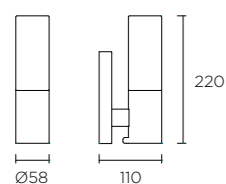

 5
05-0026-21-F9
 1 x 2G11 18W



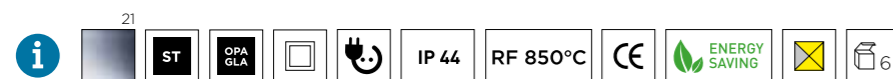
BATH SERIES

DRESDE ON

NEW

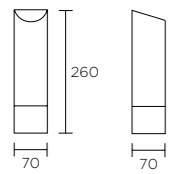


05-1411-21-F9
1 X E-14 PL ELEC. MAX. 11W
1 X E-14 MAX. 40W



BATH SERIES

BATH

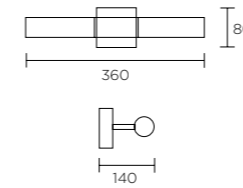


05-4379-81-F9
1 X E-27 PL ELEC. MAX. 20W 2700K WARM WHITE INCLUDED




IP 44 **RF 850°C** 6

LORIENT



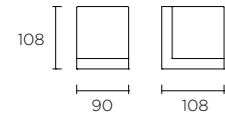
05-4373-21-F9
2 X G9 MAX. 40W OSRAM INCLUDED



IP 44 **RF 850°C** 8

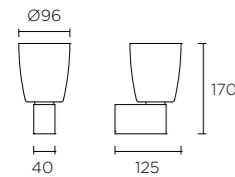
ORION

NEW



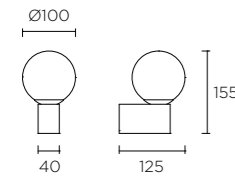
05-1389-21-F9

1 X G9 MAX. 40W



05-1383-21-F9


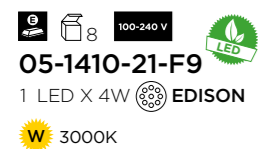
1 X E-14 PL ELEC 11W | 1 X E-14 40W



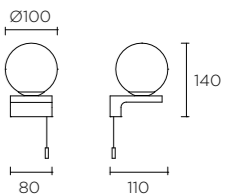
05-1410-21-F9

1 LED X 4W EDISON

3000K



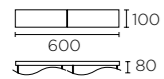

BATH SERIES




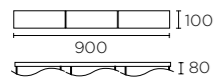
05-1380-21-F9


1X G9 40W


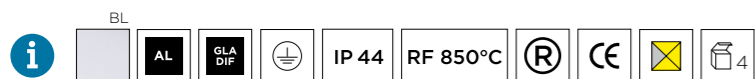
ONDA



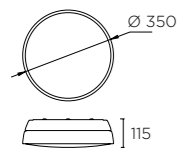
486-BL
2 X G9 MAX. 75W  OSRAM INCLUDED




487-BL
3 X G9 MAX. 75W  OSRAM INCLUDED



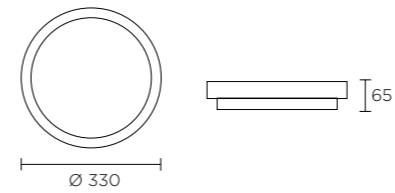
DEC



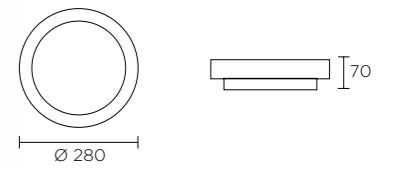
15-4370-21-F9
 2 X E-27 PL ELEC. MAX. 20W
 2 X E-27 MAX. 40W



PARMA



458-NS
 2 X G24D3 26W 2700K WARM WHITE
 OSRAM INCLUDED



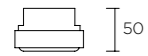
366-NS
 1 X R7S L = 78 MAX. 100W
 OSRAM INCLUDED



EIS

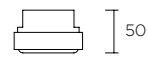
Disponible el portalámparas GU10.
GU10 lamp holder available.
71-4396-00-00

NEW



90-1689-21-37

1 X GU5.3 MAX. 50W 12V | 1 X GU-5.3 LED 10W



90-1690-21-37

1 X GU5.3 MAX. 50W 12V | 1 X GU-5.3 LED 10W

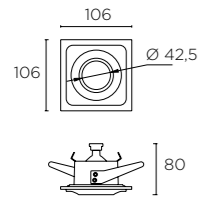


BATH SERIES

FÓRMULA



Portalámparas GU10.
GU10 lampholder
90-4349-14-B9 + 71-4396-00-00



90-4349-14-B9
1 X GU-5.3 MAX. 50W 12V | 1 X GU-5.3 LED 10W



SPLIT

Disponible el portalámparas GU10.
GU10 lamp holder available.
71-4396-00-00



320-BL

1 X GU-5.3 MAX. 50W 12V | 1 X GU-5.3 LED 10W



320-CR

1 X GU-5.3 MAX. 50W 12V | 1 X GU-5.3 LED 10W



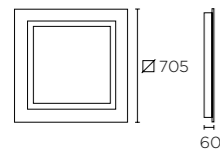

320-NS

1 X GU-5.3 MAX. 50W 12V | 1 X GU-5.3 LED 10W



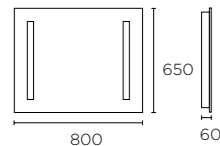
BATH SERIES

REFLEX



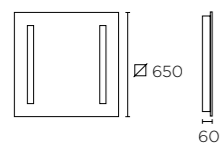
IP 23

427-ES
4 X 2G11 40W 4000K NEUTRAL WHITE INCLUDED



IP 23

426-ES
2 X 2G11 55W 4000K NEUTRAL WHITE INCLUDED

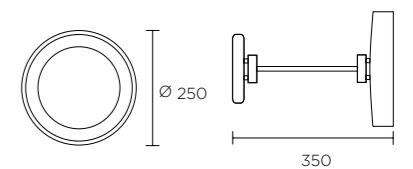


IP 23

425-ES
2 X 2G11 55W 4000K NEUTRAL WHITE INCLUDED

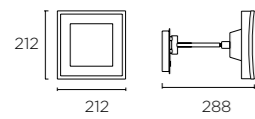


476-CR
1 x T5 22W 4000K NEUTRAL WHITE INCLUDED



BATH SERIES

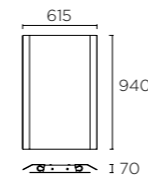

VANITY 1



75-4366-21-K3
1 X GX 53 MAX. 9W | RECOMMENDED MEGAMAN 9W



GLANZ



75-4371-K3-M1
2 x T5 39W



INFORMACIÓN GENERAL

GENERAL INFORMATION

INFORMATION GENERALE

ALLGEMEINE INFORMATIONEN














































INFORMAZIONE GENERALE

INFORMAÇÃO GERAL

ОБЩАЯ ИНФОРМАЦИЯ

INFORMACJA OGÓLNA

LÁMPARAS / LAMPS / ЛАМПЫ

CÓDIGO CODE	CASQUILLO SOCKET	W	K	V	LM	HAZ (°) ANGLE (°)	I (cd)	VIDA (h) LIFE (h)	DIÁMETRO (mm) DIAMETER (mm)	LONGITUD (mm) LENGTH (mm)	EMBALAJE (mm) (alto x ancho x profundo) PACKAGING (mm) (height x width x depth)		
FLUORESCENTE COMPACTA NO INTEGRADA (CFL-ni) / COMPACT FLUORESCENT NO INTEGRATED (CFL-ni)													
	ACT-FLF-021	ZG11	18	3.000		1.200		8.000	17,5	217	260 x 103 x 136	10	
	ACT-FLF-022	ZG11	24	3.000		1.800		8.000	17,5	317	365 x 107 x 140	10	
	ACT-FLF-023	ZG11	40	3.000		3.500		8.000	17,5	533	581 x 107 x 140	10	
	ACT-FLF-024	G5	39	4.000		3.100		16.000	16	849	90 x 110 x 887	20	
	ACT-FLF-025	G5	54	4.000		4.450		16.000	16	1.149,00	83 x 104 x 1182	20	
	ACT-FLF-026	G5	80	4.000		6.150		16.000	16	1.449,00	83 x 104 x 1482	20	
	ACT-FLF-027	G5	39	3.000		3.100		16.000	16	849	90 x 110 x 887	20	
	ACT-FLF-028	G5	54	3.000		4.450		16.000	16	1.149,00	83 x 104 x 1182	20	
	ACT-FLF-029	G5	80	3.000		6.150		16.000	16	1.449,00	83 x 104 x 1482	20	
	ACT-FLF-039	G5	24	3.000		1.750		16.000	16	549	95 x 198 x 598	40	
FLUORESCENTE COMPACTA INTEGRADA (CFL-i) / COMPACT FLUORESCENT INTEGRATED (CFL-i)													
	ACT-FLF-058	E14	10	2.500	220-240	445		10.000	39	124	137 x 88 x 211	10	
	ACT-FLF-041	E14	11	2.500	220-240	660		20.000	45	126	145 x 102 x 242	10	
	ACT-FLF-042	E27	11	2.500	220-240	660		20.000	45	117	145 x 102 x 242	10	
	ACT-FLF-043	E27	14	2.500	220-240	820		20.000	45	131	145 x 102 x 242	10	
	ACT-FLF-044	E27	22	2.500	220-240	1.440		20.000	58	176	194 x 127 x 310	10	
	ACT-FLF-045	E27	18	2.500	220-240	1.060		10.000	120	170	179 x 259 x 630	10	
	ACT-FLF-047	E27	18	4.000	220-240	1.200		12.000	55	111	142 x 120 x 289	10	
	ACT-FLF-048	E27	18	2.500	220-240	1.200		12.000	55	111	142 x 120 x 289	10	
	ACT-FLF-050	E27	23	4.000	220-240	1.600		12.000	58	119	150 x 120 x 289	10	
	ACT-FLF-051	E27	23	2.500	220-240	1.600		12.000	58	119	150 x 120 x 289	10	
	ACT-FLF-052	E27	30	4.000	220-240	1.940		15.000	58	195	215 x 127 x 310	10	
	ACT-FLF-053	E27	30	2.500	220-240	1.940		15.000	58	195	215 x 127 x 310	10	
	ACT-FLF-055	E27	7	4.000	220-240	420		12.000	42	88	116 x 90 x 214	10	
	ACT-FLF-056	E27	7	2.500	220-240	420		12.000	42	88	116 x 90 x 214	10	
	ACT-FLF-061	G13 Megaman	9	4.000	220-240	280	106°	15.000	75	24	180 x 190 x 420	60	
HALÓGENA / HALOGEN													
	ACT-FLH-027	GU10	40	2.800	230		30	900	2.000	50,7	55	131 x 110 x 257	20
	ACT-FLH-028	GU4	20	3.000	12		38	700	4.000	35,3	40	58 x 81 x 178	10
	ACT-FLH-029	GU5.3	50	3.000	12		38	1450		50,7	46	123 x 105 x 238	20
	ACT-FLH-030	G9	33	2.700	230	460		2.000	14	43	118 x 55 x 144	20	
	ACT-FLH-031	G9	48	2.800	230	740		2.000	14	51	118 x 55 x 144	20	
	ACT-FLH-032	R7s (118mm)	230	2.950	230	5.000		2.000	12	114,2	77 x 112 x 137	20	
	ACT-FLH-033	R7s (78mm)	120	2.950	230	2.300		2.000	12	74,9	77 x 112 x 92	20	
	ACT-FLH-009	GU5.3	35	3000k	12		10	12500	4000	50,7	46	127 x 109 x 242	20
	ACT-FLH-010	GU5.3	35	3000k	12		24	4400	4000	50,7	46	123 x 105 x 238	20
	ACT-FLH-011	GU5.3	35	3000k	12		36	2200	4000	50,7	46	127 x 109 x 242	20
	ACT-FLH-012	GU5.3	35	3000k	12		60	1100	4000	50,7	46	127 x 109 x 242	20
	ACT-FLH-013	GU5.3	50	3000k	12		10	15000	4000	50,7	46	123 x 105 x 238	20
	ACT-FLH-014	GU5.3	50	3000k	12		24	5700	4000	50,7	46	123 x 105 x 238	20
	ACT-FLH-015	GU5.3	50	3000k	12		36	2850	4000	50,7	46	123 x 105 x 238	20
	ACT-FLH-016	GU5.3	50	3000k	12		60	1430	4000	50,7	46	123 x 105 x 238	20
	ACT-FLH-017	GY6.35	35	3000k	12	600		3000	12	44	121 x 107 x 144	40	
	ACT-FLH-018	GY6.35	50	3000k	12	880		3000	12	44	121 x 107 x 144	40	
	ACT-FLH-019	GY6.35	75	3000k	12	1575		3000	12	44	147 x 148 x 271	100	
	ACT-FLH-020	GY6.35	100	3000k	12	2200		3000	12	44	147 x 148 x 271	100	
INCANDESCENTE / INCANDESCENT													
	ACT-FLI-001	E27 PAR-38	60	2.500	230		30	1200	2.000	122	136	151 x 344 x 46	12

REF.	COLLECTION	PAG	REF.	COLLECTION	PAG	REF.	COLLECTION	PAG	REF.	COLLECTION	PAG	REF.	COLLECTION	PAG
00-0073	PIPE	32	05-1567	LYON	114	05-4698	CONCEPT	208	15-4696	FLORENCIA	64	380	FLASH	196
00-0240	VINTAGE	28	05-1577	SIENA LED	204	05-4699	CONCEPT	208	170	DOVER	102	381	FLASH	196
00-0253	VINTAGE	26	05-1611	SIENA LED	204	05-4700	CONCEPT	208	171	DOVER	101	410	WOOD	198
00-0264	MAGMA	17	05-2304	VERONESE	84	05-9177	NEMESIS	188	172	DOVER	100	411	WOOD	200
00-0268	MAGMA	14	05-2380	FUSTA	68	05-9594	TAYLOR	186	174	DOVER	104	412	WOOD	200
00-1509	BLIND	36	05-2775	BROOKLYN	52	10-0228	HOLMES	128	176	DOVER	105	415	WOOD	198
00-1640	NIMES	37	05-2785	CUMBIA	38	10-0231	HOLMES	128	20-0544	PROVENZA	81	416	WOOD	201
00-2380	FUSTA	68	05-2814	BALMORAL	54	10-0234	HOLMES	129	20-0576	XENIA	82	425	REFLEX	238
00-2713	UP & DOWN	41	05-2815	BRISTOL	90	10-0237	HOLMES	128	20-2266	POOL	80	426	REFLEX	238
00-2785	CUMBIA	39	05-2817	TWIST	47	10-0392	WAVE	130	20-2380	FUSTA	71	427	REFLEX	238
00-2817	TWIST	46	05-2820	BRISTOL	91	10-0469	MAIA	134	20-2381	FUSTA	71	434	TOLEDO	160
00-4339	VIRGINIA	44	05-2824	COIMBRA	48	10-0484	MAIA	134	20-2383	FUSTA	70	435	TOLEDO	161
00-4340	GEORGIA	66	05-2825	DEVON	106	10-0485	MAIA	135	20-2786	SAN FRANCISCO	62	436	TOLEDO	160
00-4341	ALSACIA	77	05-2830	BED	144	10-1523	ELVA	136	20-2787	SAN FRANCISCO	62	443	ALU	181
00-4342	GLADIS	42	05-2831	BED	144	10-1530	FLEX	126	20-4341	ALSACIA	77	444	GLASS	177
00-4343	TRAMA	21	05-2835	WALL	145	10-1531	FLEX	127	20-4369	SPICA	75	445	GLASS	177
00-4350	ZOE	35	05-2837	BOOK	142	10-1566	DENVER	112	247	MEMPHIS	58	446	LLIT	140
00-4369	SPICA	72	05-2838	BOOK	142	10-1567	LYON	116	248	MEMPHIS	58	456	ALU	180
00-4388	SPICA	73	05-2840	OXFORD	109	10-1568	MILAN	122	25-0240	VINTAGE	30	457	TOILET	215
00-4426	TRAMA	20	05-2845	BOOK	143	10-2713	UP & DOWN	40	25-0264	MAGMA	16	458	PARMA	231
00-7022	POOL	80	05-3391	STAR	191	10-2775	BROOKLYN	52	25-0392	WAVE	130	476	REFLEX	239
05-0026	DRESDE EVO	220	05-4339	VIRGINIA	45	10-2817	TWIST	46	25-0467	MAGMA	18	479	LUGO	175
05-0027	DRESDE EVO	220	05-4340	GEORGIA	66	10-2825	DEVON	107	25-1523	ELVA	136	482	LUGO	174
05-0028	DRESDE EVO	220	05-4341	ALSACIA	78	10-2842	LLIT	140	25-1566	DENVER	113	484	LUGO	174
05-0069	JET	186	05-4343	TRAMA	22	10-4338	SOFT	138	25-1567	LYON	117	486	ONDA	228
05-0070	OVAL	185	05-4345	ZAM	202	10-4339	VIRGINIA	44	25-1568	MILAN	123	487	ONDA	228
05-0071	JET	186	05-4346	ZAM	202	10-4340	GEORGIA	66	25-2713	UP & DOWN	40	488	MAKE UP	212
05-0072	ON-OFF	147	05-4347	ZAM	202	10-4341	ALSACIA	76	25-2817	TWIST	46	489	MAKE UP	212
05-0392	WAVE	132	05-4351	NOK	197	10-4342	GLADIS	42	25-2825	DEVON	108	491	ALU	180
05-0486	DRACO	146	05-4352	NOK	197	10-4343	TRAMA	25	25-2860	EXTEND	56	492	HALF	184
05-0487	SPOT	187	05-4353	NOK	197	10-4363	TYRA	50	25-4338	SOFT	139	493	HALF	184
05-0517	PRACTIC	170	05-4357	SKARA	213	10-4367	FEI	119	25-4339	VIRGINIA	44	494	AVILA	164
05-0518	PRACTIC	170	05-4358	SKARA	213	10-4368	FEI	118	25-4340	GEORGIA	67	495	AVILA	164
05-0519	PRACTIC	170	05-4361	BELYSA	210	10-4369	SPICA	74	25-4341	ALSACIA	79	496	AVILA	165
05-0530	PRACTIC	171	05-4362	BELYSA	210	10-4406	ALSACIA	76	25-4342	GLADIS	43	505	NIZA	172
05-0533	JET	186	05-4363	TYRA	50	10-4695	TORINO	97	25-4343	TRAMA	25	506	NIZA	172
05-0534	OVAL	185	05-4369	SPICA	72	10-4696	TORINO	96	25-4367	FEI	121	510	SUNNY	178
05-0575	XENIA	82	05-4373	LORIENT	225	127	CRETA	59	25-4369	SPICA	74	514	ROUND	166
05-0576	XENIA	83	05-4374	TOILET	214	15-0073	PIPE	32	25-4695	TORINO	99	75-4366	VANITY 1	240
05-0848	VESPA	192	05-4375	TOILET	214	15-0074	PIPE	32	25-4696	TORINO	98	75-4371	GLANZ	241
05-0849	VESPA	193	05-4376	TOILET	214	15-2300	VERONESE	85	270	OSLO	169	90-1689	EIS	232
05-0850	VESPA	192	05-4377	TOILET Q	216	15-4336	AUDREY	167	271	OSLO	169	90-1690	EIS	232
05-1136	FEI	120	05-4378	TOILET Q	216	15-4341	ALSACIA	78	274	NIZA	173	90-4349	FORMULA	234
05-1380	ORION	227	05-4379	BATH	224	15-4343	TRAMA	24	279	SIENA	203	90-4350	ZOE	34
05-1383	ORION	226	05-4380	BREMEN	182	15-4370	DEC	230	280	SIENA	203			
05-1389	ORION	226	05-4381	BREMEN	182	15-4426	TRAMA	24	283	BREMEN	183			
05-1410	ORION	226	05-4382	ALU	181	15-4682	CLIP	168	284	BREMEN	182			
05-1411	DRESDE ON	222	05-4385	DRESDE	218	15-4684	CLIP	168	320	SPLIT	236			
05-1507	TOILET Q	216	05-4386	DRESDE	218	15-4685	RAS	156	330	ALPEN	162			
05-1508	TOILET Q	216	05-4387	DRESDE	218	15-4686	RAS	156	331	ALPEN	163			
05-1510	PIPE	33	05-4401	LIA	189	15-4687	RAS	158	332	ALPEN	162			
05-1513	TRINITY	194	05-4402	NEMESIS	188	15-4688	RAS	159	333	COIMBRA	49			
05-1514	TRINITY	194	05-4427	BRICK	190	15-4689	PRISMA	152	335	COIMBRA	48			
05-1530	FLEX	126	05-4428	TEGEL	190	15-4690	PRISMA	153	337	ABERDEEN	55			
05-1531	FLEX	126	05-4695	TORINO	94	15-4691	PRISMA	154	362	VENECIA	176			
05-1555	ESTAK	148	05-4696	TORINO	92	15-4692	PRISMA	155	363	VENECIA	176			
05-1566	DENVER	110	05-4697	TORINO	93	15-4695	FLORENCIA	64	366	PARMA	231			

CONDICIONES GENERALES

INFORMACIÓN GENERAL: Las descripciones y medidas de los aparatos del presente catálogo son orientativas, pudiendo por tanto ser modificadas, a fin de mejorar las características técnicas o de diseño / La empresa se reserva el derecho de anular o modificar cualquier modelo sin previo aviso / Todos los modelos presentados cumplen las normas exigidas por la C.E. para aparatos de iluminación de uso doméstico y sus características vienen determinadas por las clases I y II / Los acabados y las especificaciones técnicas corresponden a los productos que se suministran en Europa, pudiendo éstos variar en otros mercados / Para una buena conservación de las lámparas, no usar bombillas de potencia superior a las recomendadas y limpiar simplemente con un paño seco. No usar limpiametales, ya que dañan los barnices protectores que garantizan la duración del acabado.

GENERAL INFORMATION: The descriptions and dimensions of the items in this catalogue are indicative and may be modified for the purpose of technical or design improvements / We reserve the right to cancel or change all models without prior notice / All items meet the E.C. Class I and Class II safety regulations for home lighting appliances / The finishes and technical specifications listed here are for the European market and may vary elsewhere / Do not use stronger bulbs than recommended, and always clean lamps with a soft dry cloth alone since metal polish will damage the protective finish.

INFORMATION GENERALE: Les descriptions et mesures des appareils de ce catalogue sont données à titre d'orientation, pouvant être modifiées dans le but d'améliorer les caractéristiques techniques ou de design / L'usine se réserve le droit d'annuler ou modifier l'un ou l'autre de ses modèles sans avis préalable / Tous les modèles présentés sont conformes aux normes exigées par la C.E. pour les appareils d'éclairage domestique et leur caractéristiques sont déterminées par le classe I et II / Les finitions et spécifications techniques correspondent à la demande du marché européen. Elles peuvent être modifiées par d'autres pays / Ne pas utiliser d'ampoules d'une puissance supérieure à celle recommandée. Pour un bon entretien, utiliser simplement un chiffon sec. N'utilisez aucun produit pur métaux, ils abiment le vernis protecteur.

ALLGEMEINE INFORMACIONEN: Die Beschreibung und Maße der in diesem Katalog aufgeführten Modelle dienen zur Orientierung und können zur Verbesserung der technischen Eigenschaften oder des Designs geändert werden / Der Hersteller behält sich das Recht vor, Modelle zu ändern oder aus dem Programm zu nehmen / Die vorgestellten Modelle erfüllen alle die innerhalb der EU geforderten Normen und Richtlinien für Leuchten für allgemeine Beleuchtungszwecke der Schutzklassen I und II / Die Ausführungen und technischen Daten gelten für den europäischen Markt und können in anderen Ländern abweichen / Für eine gute Erhaltung der Leuchten bitten wir immer das empfohlene Leuchtmittel zu verwenden (keine höhere Leistung). Zur Reinigung verwenden Sie einfach ein trockenes Tuch, da Metallputzmittel die Schutzlackierung angreifen können.

INFORMAZIONE GENERALE: Le descrizione e le dimensioni degli articoli del presente catalogo vengono fornite a mero titolo orientativo e possono pertanto essere modificate al fine di migliorarne le caratteristiche tecniche o di design. / La Casa si riserva il diritto di cessare la produzione o di modificare qualsiasi modello senza preavviso. / Tutti i modelli presentati sono conformi alle normative C.E. per gli articoli da illuminazione per uso domestico di classe I e II. / Le rifiniture e le specifiche tecniche corrispondono ai prodotti venduti in Europa; tali dati possono pertanto variare su altri mercati. / Per una buona conservazione delle lampade, non utilizzare lampadine di potenza superiore a quella consigliata e pulirle semplicemente con un panno asciutto. Non utilizzare prodotti per la pulizia del metallo che potrebbero rovinare le vernici di protezione che garantiscono la vita della rifinitura.

INFORMAÇÃO GERAL: As descrições e medidas dos aparelhos do presente catálogo são orientativas, podendo, por isso, ser modificadas, para se melhorarem as características técnicas ou de concepção. / A empresa reserva-se o direito de anular ou modificar qualquer modelo sem aviso prévio. / Todos os modelos apresentados cumprem as normas impostas pela C.E. para aparelhos de iluminação de uso doméstico e as suas características estão determinadas pelas classes I e II. / Os acabamentos e especificações técnicas correspondem aos produtos fornecidos na Europa, podendo estes ser diferentes em outros mercados. / Para uma boa conservação das lâmpadas, não use lâmpadas de potência superior às recomendadas e limpe apenas com um pano seco. Não use limpa metais, dado que danificam os vernizes protectores que garantem a duração do acabamento.

ОБЩАЯ ИНФОРМАЦИЯ: Описание и размеры моделей, представленных в данном каталоге, являются ориентировочными и могут быть изменены с целью улучшения технических характеристик или дизайна. Размеры предоставляются в см. Компания сохраняет за собой право снять с производства или внести изменения в любую представленную модель без предварительного уведомления. Все модели соответствуют нормам СЕ в отношении использования осветительных приборов в домашних условиях, и их характеристики относятся к классу I и II. Отделка и технические условия соответствуют продукции, которая предлагается на европейском рынке, и могут отличаться в случае продажи на других рынках. Для эффективной эксплуатации не использовать лампочки большей мощности, чем указанные для данного вида светильника. Проводить чистку только с использованием сухой ткани и не использовать средства для чистки металла, способные повредить покрытие, защищающее отделку. Рекомендуется избегать попадания воды, с высоким содержанием солей или с высокой кислотностью. Мощность электрических ламп PL-27 соответствует продукции Osram, Philips или GE, за исключением случаев, когда производителем указано иное.

UWAGA: Opisy i wymiary modeli prezentowanych w tym katalogu są orientacyjne i mogą być zmienione dla celów poprawy walorów technicznych lub użytkowych / Zastrzegamy sobie prawo zaprzestania produkcji lub zmiany poszczególnych modeli bez uprzedzenia / Wszystkie modele spełniają wymogi bezpieczeństwa dla domowych urządzeń oświetleniowych klas I i II Komisji Europejskiej / Wykończenia i specyfikacje techniczne podane są dla krajów europejskich i mogą się różnić poza Europą / Nie używać mocniejszych żarówek, niż rekomendowane i zawsze czyścić lampy suchą szmatką, aby nie zniszczyć ochronnego wykończenia metalu.

Todos los derechos reservados. Ninguna parte de este libro puede ser reproducida en ningún formato de papel o electrónico, sin el consentimiento previo del editor o de los propietarios de los derechos. All rights reserved. No part of this publication may be reproduced or transmitted in any form or by any means, electronic storage and retrieval system, without permission in writing from the copyright owner (s). Tous droits réservés. Aucune partie de ce livre ne pourra être reproduite en format papier ou électronique sans l'autorisation préalable de l'éditeur ou du propriétaire des droits. Sämtliche Rechte vorbehalten. Kein Teil dieses Buches darf weder in Papier- oder elektronischem Format ohne ausdrückliche Zustimmung des Herausgebers oder der Inhaber der Urheberrechte wiedergegeben oder vervielfältigt werden. Tutti i diritti riservati. Nessuna parte di questo libro può essere riprodotta in nessun formato cartaceo o elettronico, senza la previa autorizzazione dell'editore o dei proprietari dei diritti. Todos os direitos reservados. Nenhuma parte deste livro pode ser reproduzida em qualquer formato de papel ou electrónico, sem o consentimento prévio do editor ou dos proprietários dos direitos. Все права защищены. Запрещено использование любого материала из данного каталога без специального разрешения носителя прав собственности. Wszelkie prawa zastrzeżone. Żadna część tej publikacji nie może być kopiowana lub transmitowana w jakiegokolwiek formie lub w jakiegokolwiek sposób przechowywana elektronicznie bez pisemnego pozwolenia posiadacza praw autorskich.

OTROS CATÁLOGOS DE LEDS-C4 | OTHER LEDS-C4 CATALOGUES



VENTILACIÓN CEILING FANS

Cuidada selección de ventiladores con opciones para todos los estilos decorativos. Modelos silenciosos y con las más altas prestaciones, que favorecen el ahorro energético.

Careful selection of fans with options for all decorative styles. Silent models with the highest performance, which promote energy saving.



ARCHITECTURAL

Soluciones luminicas de altas prestaciones para espacios comerciales, oficinas u obras contract.

Producto singular por su calidad, funcionalidad y facilidad de instalación y mantenimiento.

High-performance light solutions for commercial spaces, offices or contract works. Product which is unique due to its quality, functionality and ease of installation and maintenance.



URBAN

Luminarias para alumbrado urbano, tanto de zonas residenciales como de alumbrado vial, con distintas soluciones pensadas para favorecer el ahorro energético y la anticontaminación lumínica.

Luminaires for urban lighting both in residential areas as well as road lighting, with specific solutions designed to promote energy saving and anti-light pollution.



GROK

Pura esencia contemporánea: luminarias que resultan obras de arte en sí mismas. Productos que conjugan a la perfección los conceptos de diseño, calidad e innovación.


Pure contemporary essence: luminaires which are works of art per se. Products which perfectly combine, design, quality and innovation.



OUTDOOR

Luminarias diseñadas para la máxima resistencia a las condiciones ambientales, con una amplia oferta que incluye desde el estilo contemporáneo y moderno hasta diseños más clásicos.

Luminaires specially designed for the maximum resistance to environmental conditions with a wide range including both contemporary and classical models.



ALABASTER

Luminarias en alabastro tanto de estilo barroco como de estilo contemporáneo. Y aplicaciones lumínico-arquitectónicas (paneles, cornisas y espejos) en alabastro para los ambientes más sofisticados.

Alabaster luminaires both in baroque and contemporary style. And lightarchitectonic applications (panels, cornices and mirrors) made of alabaster for more sophisticated environments.



LEDS-C4, S.A.

Afuera s/n
25750 Torà (Lleida)
SPAIN
www.leds-c4.com

España

Tel.: 973 468 101
Fax.: 973 468 129
e-mail: info@leds-c4.com

France

Tel.: + 34 973 468 130
Fax.: + 34 973 468 129
e-mail: france@leds-c4.com

Portugal

Tel.: + 34 973 468 130
Fax.: + 34 973 468 129
e-mail: portugal@leds-c4.com

Europe

Tel.: + 34 973 468 102
Fax.: + 34 973 468 106
e-mail: europe@leds-c4.com

América Latina

Tel.: + 34 973 468 115
Fax.: + 34 973 468 106
e-mail: sudamerica@leds-c4.com

USA - Canada


Tel.: +34 973 468 109
Fax: +34 973 468 106
e-mail: lighting@leds-c4.com

Asia - Pacific & Africa

Tel.: + 34 973 468 116
Fax.: + 34 973 468 106
e-mail: export@leds-c4.com

Middle East Countries

Tel.: + 34 973 468 108
Fax.: + 34 973 468 106
e-mail: dep-export@leds-c4.com



La Creu



Afuera s/n
25750 Torà (Lleida)
SPAIN

www.leds-c4.com