

OUTDOOR | EXTERIOR | EXTÉRIEUR

g r e e n i n n o v a t i o n



© LOREFAR, 2012

Depósito legal / Legal deposit / Dépôt légal: B-42753-2011

Referencia/Reference/Référence: A0178

Primera edición / First edition / Première édition:

Enero / January / Janvier 2012

Diseño catálogo / Catalogue designer / Conception du catalogue: Ignasi Camps Salud

Impresión / Printed by / Imprimer: LITOSTAMP

Faro Barcelona

Luminarias diseñadas bajo el concepto
de funcionalidad e innovación

Lights designed with functionality
and innovation in mind

Luminaire conçus sur le principe
de la fonctionnalité et de l'innovation

faro group

“ Somos un equipo de personas, con vocación internacional y alta profesionalidad, que cubre todas las fases del negocio de la iluminación y ventilación (diseño, fabricación y distribución). Ofrecemos una oferta integrada y global ”



“ We are a team of people, with international and highly professional profiles, covering all phases of the lighting and fan business, from design and manufacturing to distribution. We offer an integrated and comprehensive range of products ”

“ Nous sommes une équipe de professionnels à visée internationale et nous couvrons toutes les étapes du secteur du luminaire et de la ventilation, depuis la conception et la fabrication jusqu'à la distribution. Nous offrons une gamme intégrée et complète ”

Le presentamos nuestro nuevo catálogo **OUTDOOR-EXTERIOR 2012** en el que encontrará nuevas soluciones en iluminación exterior que destacan por su funcionalidad, diseño y respeto por el medio ambiente.

En esta nueva edición proponemos un nuevo concepto en iluminación: luminarias que permiten amplias combinaciones en colores, formas y funcionalidades.

La personalización de su lámpara ya es posible con nuestros modelos Muffin, Mistu, Blub's, Dexter y Nuk.

Deseamos que nuestra selección sea de su agrado y satisfaga sus necesidades.



Introducing our new

OUTDOOR-EXTERIOR 2012

catalog, where you will find new exterior lighting solutions that stand out for their functionality, design and respect for the environment.

In this new edition, we showcase a new concept in lighting: fixtures with extensive combinations in colours, shapes and functionalities. Customising your lamp is already possible with our Muffin, Mistu, Blub's Dexter and Nuk models.

We hope you enjoy our selection and trust it meets your needs.

Nous sommes heureux de vous présenter notre nouveau catalogue

OUTDOOR-EXTERIOR 2012

dans lequel vous trouverez de nouvelles solutions d'éclairage en extérieur, qui se distinguent par leur fonctionnalité, leur design et le fait qu'elles sont respectueuses de l'environnement.

Dans cette nouvelle édition, nous vous proposons un nouveau concept en matière d'éclairage : des luminaires qui offrent de nombreuses combinaisons de couleurs, formes et fonctionnalités. Vous pouvez d'ores et déjà personnaliser votre lampe grâce à nos modèles Muffin, Mistu, Blub's, Dexter et Nuk.

Nous espérons que vous apprécierez notre sélection et qu'elle répondra à vos besoins.



HOME | HOGAR | INTERIEUR

Essential lighting

Amplio abanico de luminarias que ofrecen soluciones funcionales y adaptables a cualquier estilo decorativo (clásico, actual, rústico, elegante) y a cualquier aplicación (iluminación para dormitorios, salones, cocinas, baños y zonas de paso).

Essential lighting

Wide range of light fixtures that offer functional solutions, adaptable to any decorative style (classical, contemporary, rustic, elegant) and any application (lighting for bedrooms, living rooms, kitchens, bathrooms and hallways).

Essential lighting

Une vaste gamme de luminaires qui offrent des solutions fonctionnelles et adaptables à tous les styles de décoration (classique, moderne, rustique, élégante) et à toutes les applications (éclairage pour chambres, salons, cuisines, salles de bain et couloirs).



FAN | VENTILACIÓN | VENTILATEUR

Designing the air

Nuestra gama de ventiladores es un referente a nivel europeo no sólo por sus diseños, sino también por la calidad de sus materiales. Modelos diseñados para respetar el silencio y el medio ambiente.

Designing the air

Our range of fans is a European benchmark not only in terms of design, but also the quality of materials.

Model designed to respect noise levels and the environment.

Designing the air

Notre gamme de ventilateur est une référence au niveau européen, grâce au design des modèles mais également à la qualité de leurs matériaux.

Nos modèles sont conçus pour respecter le silence et l'environnement.



OUTDOOR | EXTERIOR | EXTERIEUR

Green innovation

Luminarias producidas con materiales y mediante procesos que le confieren una alta resistencia ante condiciones ambientales adversas y que contribuyen con el ahorro energético.

Nuestros modelos abarcan diferentes funcionalidades: apliques, proyectores, balizas, sobremuros, farolas.

Green innovation

Luminaires and fixtures are produced by processes and materials that give them high resistance to adverse environmental conditions and contribute to energy saving.

Our models cover different functionalities: sconces, spotlights, beacons, wallpost lights, lampposts.

Green innovation

Luminaires fabriqués avec des matériaux et des procédés qui leur confèrent une haute résistance aux conditions environnementales adverses et qui contribuent à réaliser des économies d'énergie.

Nos modèles sont très variés: appliques, projecteurs, balises, bornes, lampadaires.



DECO

Distinctive lighting

Nuestras luminarias DECO combinan a la perfección texturas, materiales, formas y acabados, siguiendo las últimas tendencias. Creaciones con personalidad propia. Descubrir DECO es enamorarse del estilo, disfrutar de la elegancia, sentir la luz, vivirla.

Distinctive lighting

Our lights perfectly combine DECO textures, materials, shapes and finishes, following the latest trends. Creations with their own personality. To discover DECO is to fall in love with style, enjoy elegance and feel light intensely.

Distinctive lighting

Nos luminaires associent à la perfection les textures, matériels, formes et finitions, en suivant les dernières tendances. Des créations qui ont leur propre personnalité. Découvrir DECO c'est tomber amoureux de son style, apprécier son élégance, sentir et vivre la lumière.



PRO

Professional lighting

Nuestros productos han sido seleccionados minuciosamente para ofrecer soluciones estéticas, eficientes, de fácil instalación y mantenimiento y comprometidos con el medio ambiente. Soluciones para espacios comerciales, hoteles, restaurantes.

Professional lighting

Our products have been carefully selected to provide aesthetic and efficient solutions which are easy to install and maintenance, and environmentally friendly. Solutions for retail, hotel and restaurant areas.

Professional lighting

Nos produits ont été minutieusement sélectionnés pour vous offrir des solutions esthétiques, efficaces, faciles à installer et à entretenir et respectueuses de l'environnement. Solutions pour les espaces commerciaux, les hôtels et les restaurants.



BULBS | BOMBILLAS | AMPOULES

Better light. Better world

Disponemos de una amplia gama de lámparas que presentan altos niveles de rendimiento y calidad en diferentes formatos: lámparas de bajo consumo, halógenas, led, etc.

Better light. Better world

We have a wide range of high-performance and top-quality lamps in different formats: energy-saving bulbs, halogen, LED, etc.

Better light. Better world

Nous disposons d'une vaste gamme d'ampoules qui offrent des performances et une qualité exceptionnelles dans divers formats: ampoules basse consommation, halogènes, LED, etc.

“ “ Detrás de cada diseño hay una reflexión de la realidad ” ”

Nuestra inquietud por conocer y comprender las necesidades de las personas nos hace estar en constante evolución, introduciendo propuestas de calidad, estéticas y funcionales. Para ello, contamos con la colaboración de diseñadores profesionales y de prestigio que trabajan con nosotros en la creación de diseños originales y con un estilo propio.

Diseño | Design | Design

“ “ Behind every design is an insight into reality ” ”

Our desire to know and understand people's needs drives our constant evolution, introducing quality, aesthetic and functional innovations. To do this, we boast the cooperation of professional and prestigious designers working with us in creating original and unique designs.

Nous cherchons à connaître et à comprendre les besoins des personnes, c'est pourquoi nous sommes en permanence en train d'évoluer et de proposer des nouveautés en matière de qualité, d'esthétique et de fonctionnalité. Pour cela, nous collaborons avec de prestigieux designers professionnels qui nous aident à créer des designs originaux avec une identité propre.

“ “ Derrière chaque design se cache un reflet de la réalité ” ”

EQUIPO DE DISEÑO FAROGROUP | FAROGROUP DESIGN TEAM | L'EQUIPE DE DESIGN FAROGROUP

Estamos en constante búsqueda de nuevas formas de expresión, procesos, tecnologías y materiales, aplicando no sólo la creatividad sino también una profunda reflexión acerca de la realidad.

We are constantly searching for new forms of expression, new processes, new technologies and materials, applying not only our creativity but also bringing to bear our in-depth knowledge of day-to-day realities.

Nous sommes en permanence à la recherche de nouvelles formes d'expression, de nouveaux processus, technologies et matériels, exprimant non seulement la créativité mais également une réflexion profonde sur la réalité.

ANTONIO MIRÓ



Colabora en el diseño de modelos para nuestra marca *Dresslight* como Cube y Crisálida. Contar con la oportunidad de trabajar con un profesional del carácter de Antonio Miró es una experiencia exclusiva y singular.

Antonio Miró collaborates in the design of models for our Dresslight brand, such as Cube and Crisálida. Having the opportunity to work with a professional of Antonio Miro's status is an exclusive and unique experience.

Il participe au design de modèles pour notre marque Dresslight (modèles Cube et Crisálida par exemple).

Pouvoir travailler avec un professionnel de l'envergure d'Antonio Miró est une opportunité exceptionnelle et une expérience exclusive et unique.

MANEL LLUSCÀ



Colabora en el diseño de modelos para nuestra marca *Faro Barcelona* exterior, hogar y DECO. A través de sus proyectos Manel Llusca quiere conseguir crear nuevos conceptos en iluminación utilizando diseños originales y materiales a la vanguardia, siempre en coherencia a las últimas tendencias que surgen en el mercado.

Manel assists in designing models for our Faro Barcelona brand in our outdoor lighting, home and DECO product lines. Through his projects, Manel Llusca aims to create new lighting concepts using original designs and cutting-edge materials, always in harmony with the latest market trends.

Manel Llusca participe au design de modèles pour les gammes de luminaires d'extérieur, d'intérieur et DECO de notre marque Faro Barcelona. À travers ses projets, il cherche à créer de nouveaux concepts de luminaires, en utilisant des designs originaux et des matières avant-gardistes et en suivant toujours les dernières tendances qui surgissent sur le marché.

ESTUDI RIBAUDÍ



Estudi Ribaudí trabaja con las ideas, las hace crecer y las transforma en objetos. Encabezado por Jordi Ribaudí está formado por un equipo de cinco personas diseñadores e interioristas que trabajan mezclando creatividad, materia y tecnología para transformarlo en espacios y objetos con identidad.

Estudi Ribaudí works with ideas, making them grow and turning them into objects. Led by Jordi Ribaudí, it comprises a team of five designers and interior decorators who mix creativity, materials and technology to transform spaces and objects, giving them their own identity.

L'Estudi Ribaudí travaille avec les idées, les fait germer et les transforme en objets. Dirigé par Jordi Ribaudí, l'Estudi est une équipe de cinq designers et architectes d'intérieur qui combinent la créativité, les matières et la technologie et les transforment en espaces et en objets ayant leur propre identité.

STIMULO



Stimulo es una agencia de diseño de producto que trabaja para ayudar a las empresas a desarrollar productos más competitivos mediante una metodología que combina las disciplinas del marketing estratégico, el diseño industrial y la ingeniería, identificando oportunidades de mejora y buscando soluciones ingeniosas y viables.

Stimulo is a product design agency that works to help companies develop more competitive products by using a methodology that combines strategic marketing, industrial design and engineering, while identifying opportunities for improvement and finding clever, viable solutions.

Stimulo est une agence de design de produits qui collabore avec les entreprises pour développer des produits plus compétitifs par le biais d'une méthodologie qui associe plusieurs disciplines : marketing stratégique, design industriel et ingénierie. Stimulo identifie des opportunités d'amélioration et recherche des solutions ingénieuses et viables.


Modelo
Model
Modèle

Referencia
Reference
Référence

Modelo
Model
Modèle

Acabado
Finish
Finition

Medidas en mm
Sizes in mm
Dimensions en mm



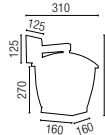
WILMA



WILMA **NEW!**

aplique | wall lamp | applique

75000 **DG** Dark grey | Gris oscuro | Gris foncé



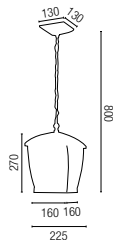
Producto nuevo
New product
Mouveauté

WILMA **NEW!**

colgante | pendant lamp | suspension

Información técnica:
bombilla, material,
clase, IP.
Technique information:
Bulb, material, class, IP.
Information technique:
Ampoule, material,
classe, IP.

75002 **DG** Dark grey | Gris oscuro | Gris foncé



Unidad mínima de
descuento
Minimum quantity to
apply discount
Unité minimum pour
escompte

Bombilla recomendada
bajo consumo
Energy saver
recommended bulb
Ampoule recomman-
dée base consommation



66 OUTDOOR 2012 MODERN

MODERNO
MODERN
MODERNE

18

LED
LED
LED

94

EMPOTRABLES
DOWNLIGHTS
ENCASTRABLES

156

APLIQUES
WALL LAMPS
APPLIQUES

164

PROYECTORES
PROJECTORS
PROJECTEURS

232

CLÁSICO
CLASSIC
CLASSIQUE

252

VARIOS
MISCELLANEOUS
DIVERS

298

SIMBOLOGÍA, INFORMACIÓN TÉCNICA E ÍNDICE
SYMBOLS, TECHNICAL INFORMATION AND INDEX
SYMBULES, INFORMATION TECHNIQUE ET INDEX






























314



Abres 180	 NEW!	Adyar 180	 NEW!	Agar 313		Amura 230		Áncora 168	
Arco 223		Argot 297		Arno 188		Askot 228		Aura 114	
Blub's 22	 NEW!	Boletus 50		Bonn 199		Bonn-2 198		Boss 174	
Brindisi 262		Cádiz 283		Cala 221		Canon 108	 NEW!	Capri 174	 NEW!
City 206		Copo 220		Coto 85		Circle-2 206		Crata 108	 NEW!
Cripta 219		Cronos-1 214		Cross-1 36		Cross-2 42		Dado 296	
Delta-G 212		Delta-P 212		Derby 224		Deva-1 122		Deva-2 122	
Dexter 73		Didot 195		Diepe 178	 NEW!	Dora 216		Dorval-1 200	
Dorval-2 200		Dorval-3 200		Dragma 168		Driza 211		Dublín 292	
Duero-1 186		Duero-2 186		Estay 222		Estoril 254		Fedon 198	
Fenes-1 202		Fenes-2 202		Flame 64	 NEW!	Future 166	 NEW!	Gabón 191	
Gauss 112		Godo 114		Grid 217		Gruta 194		Hepta 226	
Hevia 103	 NEW!	Huron 62	 NEW!	Ion 184		Kamal 111		Kanda 106	 NEW!

Klamp 32		Kubick 191		Kuna-1 205		Kuna-2 204		Lacre 196	
Lama 197		Lastres 293		Latina 195		Leva 119	 NEW!	Ley 194	
Lipo 220		Maipu 207		Mara-1 196		Mara-2 196		Marat 116	
Maya-1 210		Maya-2 210		Menta 218		Mérida 256		Mirto 218	
Mistu 26		Mol-1 190		Mol-2 190		Mosco 192		Muffin 24	 NEW!
Myra 213		Natron 183		Náutica 266		Negus 198		Nelson 178	 NEW!
Neo 101		Newport 170	 NEW!	Nono 222		Nupo 185		Oblo-1 203	
Oblo-2 203		Onis 113		Orly 293		Osmio 214		Otur 115	
Ova 204		Óvalo 218		Padua 295		Palm 70		Palo-P 233	
Paris 288		Paris-PIR 289		Parma 294		Parma-PIR 294		Paseo 224	
Paterna 295		Pistón 194		Pola-1 224		Polar 192		Proa 169	
Rabat 96	 NEW!	Radio 224		Rattan-2 176		Rattan-3 177		Rida 191	
Rondo 228		Rubyk 195		Saco 220		Sena 110		Sentinel 30	 NEW!
















APLIQUES • WALL LAMPS • APPLIQUES

Sol 260		Spike-1 310		Spot 216		Square 104	 NEW!	Stay 222	
Steel-2 208		Steel-5 208		Steel-2 209		Suma 58		Tarraco 84	 NEW!
Talio 214		Terra 221		Teruel 279		Tesco 172		Tess 112	 NEW!
Toledo 274		Torla 106	 NEW!	Trial 56		Turmix 88		Vertex 178	
Viena 286		Viena 1/2 aplique 287		Viena-PIR 286		Wally 297		West-1 182	
West-2 182		Willy 117	 NEW!	Wilma 66	 NEW!	Yen 193			

PLAFONES • CEILING LAMPS • PLAFOND

Cross-1 38		Cross-2 44		Dakron 193		Dakyu 192		Rattan-1 176	
Set 215		Seto 217		Tasa 215		Trial 56		Turmix 88	







































COLGANTES • PENDANT LAMPS • SUSPENSION

Bell 82	 NEW!	Cádiz 282		Cross-1 38		Cross-2 44		Dexter 74	
Dublín 292		Estoril 254		Mérida 256		Nauta 264		Náutica 268	
Paris 288		Toledo 276		Teruel 278		Viena 287		Wilma 66	 NEW!

Aral 149		Beta 138		Carter 133		Citrus 130		Citrus-2 128	
Crossby 142		Crossby 142		Cruber-3 150		Cruber-1 RGB 151		Curtis 143	
Esca 162		Filter 132		Geo 140		Hevia 102		Indi-1 134	
Indi-2 135		Jeff 130		Keenan 138		Kuiper 150		Landai 128	
Led-10 148		Led-12 132		Led-13 150		Led-14 144		Led-15 150	
Led-16 148		Led-17 144		Led-18 140		Led-18 140		Led-19 145	
Lio 154		Liso 163		Metric 163		Mini-Geo 136		Mini- Contra 136	
Mysore 162		Nyasa 149		Proteus 146		Racing 133		Store 132	
Sula 128		Tecno-1 161		Tecno-3 160		Tecno-4 160		Tecno-6 158	
Tecno-7 159		Tecno-8 159		Tor-2 137		Tosca 134			














PROYECTORES Y ESTACAS • PROJECTORS AND STAKES • PROJECTEURS ET PIQUETS

Alnus 242		Apolo 251		Areo 123		Baikal 120		Bell 80	
Big 251		Brezo- PIR 249		Brugo- PIR 249		Cedro 247		Cedro- PIR 247	

Egeo 122		Garda 126		Garten-1 310		Garten-2 310		Garten-4 312	
Garten-5 312		Inca 313		Konic 240		Led-8 308		Led-9 308	
Lumen 248		Luxstar 238		Madol 243	 NEW!	Madol-PIR 242	 NEW!	Michigan 122	 NEW!
Mikro 244		Mikro-PIR 244		Mini-Project 234		Mural 249		Nebel 126	
Olmo 251		Onda 124		Pacto-4 246		Park 236		Primo 240	
Project 234		Sansón 250	 faro	Satta 250		Sil 121	 NEW!	Spike 311	
Titán 240		Tono 313		Tride 246		Vector 124		Zenit 245	
Zenit-PIR 245		Ziba 248		Zolta 248					

SOBREMUEROS • POST LAMP • BORNES

Blub's 23	 NEW!	Boletus 50		Brindisi 263		Cádiz 282		Cartago 86	
Cross-1 36		Cross-2 42		Dublín 292		Mérida 256		Mistu 27	 NEW!
Muffin 25	 NEW!	Paris 288		Sol 260		Teruel 278		Toledo 274	
Trial 54		Wilma 68	 NEW!						

Blub's 22  NEW!	Brindisi 263 	Cádiz 284 	Cross-1 41 	Cross-2 46 
Mérida 259 	Mistu 26  NEW!	Muffin 24  NEW!	Náutica 272 	Sol 261 
Teruel 280 	Toledo 277 	París 290 		












BALIZAS • BEACONS • BALISES

Agra 98 	Aristo 92 	Blub's 22  NEW!	Boletus 52 	Cartago 86 
Coto 85 	Cross-1 40 	Cross-2 46 	Flame 64  NEW!	Hevia 102  NEW!
Huron 62  NEW!	Klamp 34 	Kon 90 	Mérida 258 	Mistu 26  NEW!
Muffin 24  NEW!	Nauta 265 	Neo 100 	Palm 70 	Rabat 96  NEW!
Sentinel 30  NEW!	Sol 260 	Suma 60  NEW!	Surat 90 	Tarraco 84 
Toledo 276 	Trial 54 	Turmix 88 	Verno 92 	Wilma 68  NEW!

SOBREMESAS Y PIES DE SALÓN • TABLE AND FLOOR LAMP • LAMPES DE TABLE ET DE PIE

Dexter 76 	Le Pacha 78 	Mistu 28 
---	---	--


OTROS • OTHERS • AUTRES

Balda 305 	Ball 302  NEW!	Cross-1 37 	Cross-2 43 	Dexter 74 
Flipper 306 	Klar 304 	Kit anti-contaminación lumínica 48 	Nuk 300  NEW!	Stein 307 
Tiras de led 152 				

OUTDOOR | EXTERIOR | EXTÉRIEUR

g r e e n i n n o v a t i o n





Moderno | Modern | Moderne



Crea tu propia lámpara en
Create your own lamp in
Créer votre lampe en

3

sencillos pasos
simple steps
étapes

MIX & MATCH

1º ESTRUCTURA

Elige tu modelo favorito: aplique, sobremuro, baliza o farola.

Choose your favourite fixture: wall lamp, post lamp, beacon or pole lamp.

Choisissez votre modèle préféré: applique, borne, balise ou lampadaire.



2º PANTALLA

Elige la pantalla que más te guste para la estructura.

Choose the shade you prefer.

Choisir l'abat jour que vous aimez pour la structure.



BLUB'S



MUFFIN



MISTU

3º

¡Ya tiene su lámpara!

Your lamp is ready!

Vous avez votre lampe!



BLUB'S

NEW!

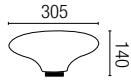
pantalla | shade | abat-jour

74430

W

White | Blanco | Blanc

PMMA  1/1



MIX & MATCH

MUFFIN

NEW!

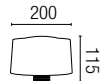
pantalla | shade | abat-jour

74429

W

White | Blanco | Blanc

PMMA  1/1



MISTU

NEW!

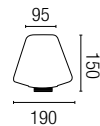
pantalla | shade | abat-jour

74428

W

White | Blanco | Blanc

PMMA  1/1



ESTRUCTURAS

NEW!

aplique | wall lamp | applique

74432

DG

Dark grey | Gris oscuro | Gris foncé

sobremuro | post lamp | borne

74433

DG

Dark grey | Gris oscuro | Gris foncé

baliza | beacon | balise

74434

DG

Dark grey | Gris oscuro | Gris foncé

farola | pole lamp | lampadaire

74435

DG

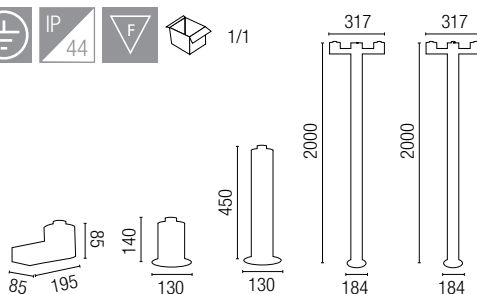
Dark grey | Gris oscuro | Gris foncé

74436

DG

Dark grey | Gris oscuro | Gris foncé

AL  INY.  IP 44  F  1/1



Ref. 74433

Ref. 74433

Ref. 74434

Ref. 74435

Ref. 74436



BLUB'S **NEW!**

applique | wall lamp | applique

MIX & MATCH

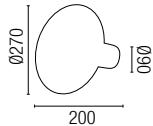


designed by **faro**

74431 **DG W** Dark grey+White | Gris oscuro+Blanco | Gris foncé+Blanc

	1 x E27		15w			1 x E27		20w	
								16467	5000k

PMMA OPAL	AL INY.		IP 44			1/1
--------------	------------	--	----------	--	--	-----



designed by **faro**

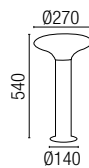
BLUB'S **NEW!**

baliza | beacon | balise

74434+74430 **DG W** Dark grey+White | Gris oscuro+Blanco | Gris foncé+Blanc

	1 x E27		15w			1 x E27		20w	
								16467	5000k

PMMA OPAL	AL INY.		IP 44			1/1
--------------	------------	--	----------	--	--	-----



BLUB'S **NEW!**

farola | pole lamp | lampadaire

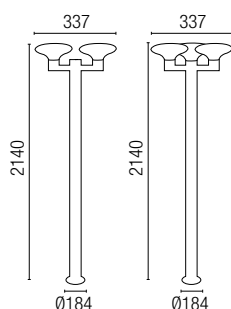
74435+74430 **DG W** Dark grey+White | Gris oscuro+Blanco | Gris foncé+Blanc

	2 x E27		15w			2 x E27		20w	
								16467	5000k

74436+74430

	3 x E27		15w			3 x E27		20w	
								16467	5000k

PMMA OPAL	AL INY.		IP 44			1/1
--------------	------------	--	----------	--	--	-----



designed by **faro**



BLUB'S **NEW!**

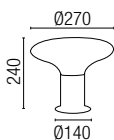
sobremuro | post lamp | borne

MIX & MATCH

74433+74430

DG W

Dark grey+White | Gris oscuro+Blanco | Gris foncé+Blanc

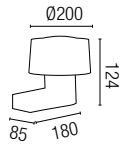


designed by
faro

MIX & MATCH

MUFFIN **NEW!**
aplique | wall lamp | applique

74432+74429 **DG W** Dark grey+White | Gris oscuro+Blanco | Gris foncé+Blanc



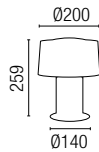
designed by **faro**



designed by **faro**

MUFFIN **NEW!**
sobremuro | post lamp | borne

74433+74429 **DG W** Dark grey+White | Gris oscuro+Blanco | Gris foncé+Blanc

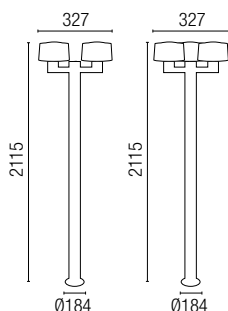


MUFFIN **NEW!**
farola | pole lamp | lampadaire

74435+74429 **DG W** Dark grey+White | Gris oscuro+Blanco | Gris foncé+Blanc



74436+74429



designed by **faro**



MUFFIN NEW!

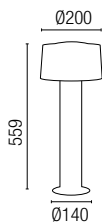
baliza | beacon | balise

MIX & MATCH

74434+74429

DG W

Dark grey+White | Gris oscuro+Blanco | Gris foncé+Blanc



designed by
faro

MIX & MATCH

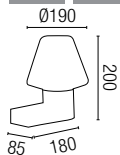
MISTU **NEW!**

applique | wall lamp | applique

74432+74428 **DG W** Dark grey+White | Gris oscuro+Blanco | Gris foncé+Blanc

	1 x E27		20w			1 x E27		20w	
								16467	5000k

PMMA OPAL	AL INY.		IP 44			1/1
--------------	------------	--	----------	--	--	-----



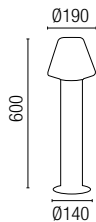
MISTU **NEW!**

baliza | beacon | balise

74434+74428 **DG W** Dark grey+White | Gris oscuro+Blanco | Gris foncé+Blanc

	1 x E27		20w			1 x E27		20w	
								16467	5000k

PMMA OPAL	AL INY.		IP 44			1/1
--------------	------------	--	----------	--	--	-----



MISTU **NEW!**

farola | pole lamp | lampadaire

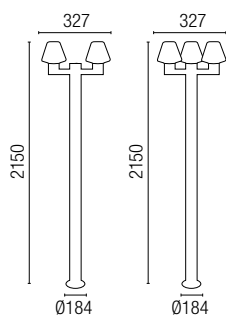
74435+74428 **DG W** Dark grey+White | Gris oscuro+Blanco | Gris foncé+Blanc

	2 x E27		20w			2 x E27		20w	
								16467	5000k

74436+74428

	3 x E27		20w			3 x E27		20w	
								16467	5000k

PMMA OPAL	AL INY.		IP 44			1/1
--------------	------------	--	----------	--	--	-----





MISTU **NEW!**

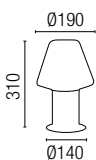
sobremuro | post lamp | borne

MIX & MATCH

74433+74428

DG W

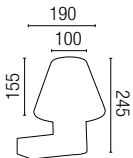
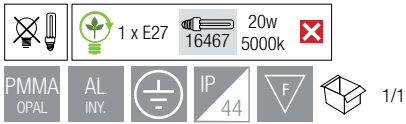
Dark grey+White | Gris oscuro+Blanco | Gris foncé+Blanc



MISTU

aplique | wall lamp | applique

74402 **DG** Dark grey | Gris oscuro | Gris foncé



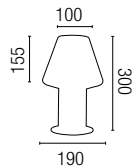
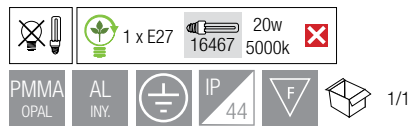
HF Hasta final de stock – Until stock exhaustion – Jusqu'à la fin d'existences



MISTU

sobremuro | post lamp | borne

74403 **DG** Dark grey | Gris oscuro | Gris foncé



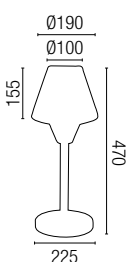
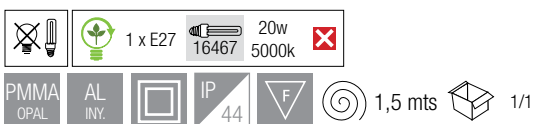
HF Hasta final de stock – Until stock exhaustion – Jusqu'à la fin d'existences



MISTU

sobremesa | table lamp | lampe de table

74405 **DG** Dark grey | Gris oscuro | Gris foncé





Colección realizada en cuerpo de inyección de aluminio con difusor de PMMA. La serie, de uso exclusivo bajo consumo, está formada por un aplique, un sobremuro y una sobremesa.

Collection with a cast aluminum body and PMMA diffuser. The series, for exclusive low-power use, consists of a wall fixture, a wallpost light, a beacon and a table lamp.

Gamme fabriquée avec de l'aluminium injecté et diffuseur en PMMA. La série, à utiliser exclusivement en basse consommation, se compose d'une applique, d'une borne, d'une balise et d'une lampe de table.



designed by
faro

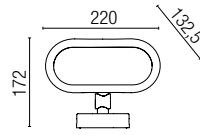
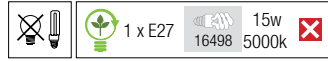


SENTINEL **NEW!**

applique | wall lamp | applique

75100 WM Mat white | Blanco mate | Blanc Mat

75101 DG Dark grey | Gris oscuro | Gris foncé

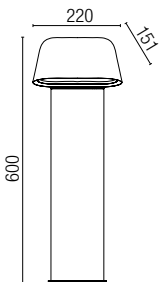


SENTINEL **NEW!**

baliza | beacon | balise

75102 WM Mat white | Blanco mate | Blanc Mat

75103 DG Dark grey | Gris oscuro | Gris foncé



designed by
faro





moderno | modern | moderne

1

2

3

4

5

6

7

8

Colección de diseño propio formada por un aplique y una baliza de líneas modernas y formas futuristas. Realizado en aluminio inyectado y disponible en gris oscuro y en blanco mate.

Proprietary design collection consisting of an fixture and a beacon of modern lines and futuristic forms. Made of cast aluminum and available in dark gray and matte white.

Série au design unique qui se compose d'une applique et d'une balise aux lignes modernes et aux formes futuristes. Fabriqué en aluminium injecté et disponible en gris anthracite et en blanc mat.

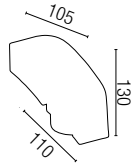
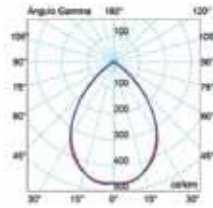
KLAMP

applique | wall lamp | applique

74407 **DG** Dark grey | Gris oscuro | Gris foncé

1 x GU10  máx. 35w   3 LED x 2w  14164  207,3 LM  5000-6000k 

AL INY.  CRIS TRANS.  IP 44  F  1/1



designed by **faro**



designed by **faro**

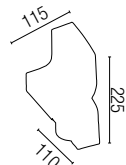

KLAMP

applique 2L | wall lamp 2L | applique 2L

74408 **DG** Dark grey | Gris oscuro | Gris foncé

2 x GU10  máx. 35w   3 LED x 2w  14164  207,3 LM  5000-6000k 

AL INY.  CRIS TRANS.  IP 44  F  1/1





Colección de diseño propio, de líneas modernas, que destaca por la doble funcionalidad de la baliza: iluminación mediante lámpara de bajo consumo y señalización mediante led.

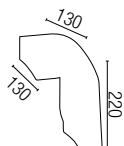
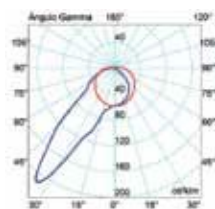
Proprietary design collection, with modern lines, which stands out for the dual function of the beacon: lighting with energy-saving bulb and LED signaling.

Collection au design unique et aux lignes modernes, qui se distingue par la double fonctionnalité de la balise: éclairage avec ampoule basse consommation et signalisation avec LED.

KLAMP

applique | wall lamp | applique

74409 DG Gris oscuro | Gris foncé



designed by faro



designed by **faro**

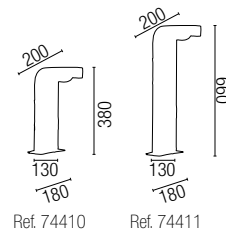

KLAMP

baliza | beacon | balise

74410 **DG** Dark grey | Gris oscuro | Gris foncé

74411 **DG** Dark grey | Gris oscuro | Gris foncé

		1 x E27		15w 16498 5000k	
AL INY.	PC OPAL		IP 44		



Ref. 74410

Ref. 74411

KLAMP PIR

baliza | beacon | balise

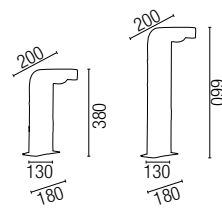

74412 **DG** Dark grey | Gris oscuro | Gris foncé

74413 **DG** Dark grey | Gris oscuro | Gris foncé

		1 x E27		15w 16498 5000k		1 led		1W			PIR
--	--	---------	--	-----------------------	--	-------	--	----	--	--	-----

AL INY.	PC OPAL		IP 44				1/1
------------	------------	--	----------	--	--	--	-----

DUAL FUNCTION



Ref. 74412

Ref. 74413



designed by **faro**



DUAL FUNCTION



ILUMINACIÓN GENERAL | GENERAL LIGHTING | ILLUMINATION GÉNÉRALE
1 X E27 15W



SEÑALIZACIÓN | RUNWAY LIGHT | SIGNALISATIONE
1 led de 1w se acciona automáticamente mediante sensor de luz.
When darkness comes, the sensor turn on automatically the led.
1 led s'active automatiquement grace à un senseur de lumière.

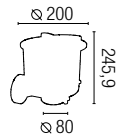

CROSS-1

applique | wall lamp | applique

74350 **DG** Dark grey | Gris oscuro | Gris foncé

1 x E27  máx. 60w   1 x E27  20w 16467 5000k 

AL INY. **PC** OPAL  IP 65   1/4



designed by **faro**



designed by **faro**

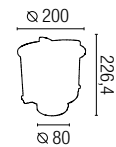

CROSS-1

sobremuro P | post lamp P | borne P

74351 **DG** Dark grey | Gris oscuro | Gris foncé

1 x E27  máx. 60w   1 x E27  20w 16467 5000k 

AL INY. **PC** OPAL  IP 65   1/2



designed by **faro**

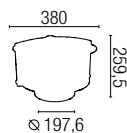

CROSS-1

sobremuro G | post lamp G | borne G

74352 **DG** Dark grey | Gris oscuro | Gris foncé

1 x E27  máx. 100w   1 x E27  20w 16467 5000k 

AL INY. **PC** OPAL  IP 65   1/2





La serie CROSS-1, de diseño propio, destaca por sus líneas modernas y por la combinación de materiales: aluminio inyectado en su estructura externa y policarbonato en su interior.

The CROSS-1 series, featuring our proprietary design, stands out for its modern lines and the combination of materials: cast aluminum in its external structure and polycarbonate inside.

La série CROSS-1, au design original, se distingue par ses lignes modernes et par l'association de matériaux: structure externe en aluminium injecté et intérieur en polycarbonate.

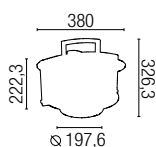

CROSS-1

portátil | portable | portable

74353 DG Dark grey | Gris oscuro | Gris foncé

1 x E27 máx. 100w 1 x E27 20w 16467 5000k

AL INY. PC OPAL IP 65 3 mts 1/2





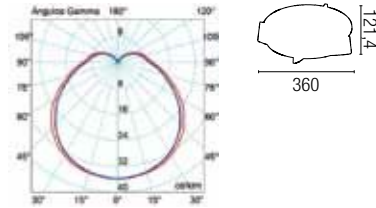
designed by
faro

CROSS-1

plafón | ceiling lamp | plafond

74355 **DG** Dark grey | Gris oscuro | Gris foncé

		2 x E27		20w	
			16467	5000k	
AL INY.	PC OPAL		IP 54		1/4

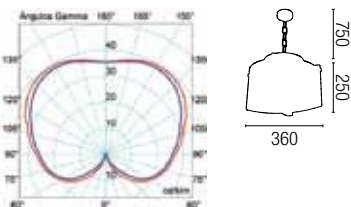


CROSS-1

colgante | pendant lamp | suspension

74354 **DG** Dark grey | Gris oscuro | Gris foncé

1 x E27		máx. 100w			1 x E27		20w	
							16467	5000k
AL INY.	PC OPAL		IP 54		1/2			



designed by
faro



moderno | modern | moderne

1

2

3

4

5

6

7

8



CROSS-1

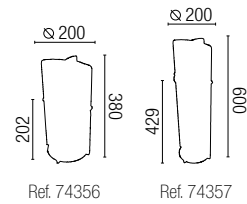

baliza | beacon | balise

74356 **DG** Dark grey | Gris oscuro | Gris foncé

74357 **DG** Dark grey | Gris oscuro | Gris foncé

1 x E27 máx. 60w 1 x E27 20w 16467 5000k

AL INY. PC OPAL IP 65 1/2



Ref. 74356

Ref. 74357

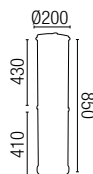

CROSS-1

baliza | beacon | balise

74359 **DG** Dark grey | Gris oscuro | Gris foncé

1 x PL 2G11 36w 6400k

AL INY. PC OPAL IP 65 1/1



designed by **faro**



moderno | modern | moderne


- 1
- 2
- 3
- 4
- 5
- 6
- 7
- 8

CROSS-1

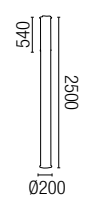

farola | pole lamp | lampadaire

designed by **faro**

74358 **DG** Dark grey | Gris oscuro | Gris foncé

1 x PL 2G11  15925 máx. 55w
3700 LM - 5000k

AL INY. PC OPAL  IP 65    1/1





CROSS-2

applique | wall lamp | applique

74360 **G** Grey | Gris | Gris

1 x E27	máx. 60w	✗	1 x E27	20w	✗
			16467	5000k	

AL INY.	PC OPAL	IP 65	F	1/4
---------	---------	-------	---	-----

CROSS-2

sobremuro P | post lamp P | borne P

74361 **G** Grey | Gris | Gris

1 x E27	máx. 60w	✗	1 x E27	20w	✗
			16467	5000k	

AL INY.	PC OPAL	IP 65	F	1/2
---------	---------	-------	---	-----



CROSS-2

sobremuro G | post lamp G | borne G

74362 **G** Grey | Gris | Gris

1 x E27	máx. 100w	✗	1 x E27	20w	✗
			16467	5000k	

AL INY.	PC OPAL	IP 65	F	1/2
---------	---------	-------	---	-----



moderno | modern | moderne

- 1
- 2
- 3
- 4
- 5
- 6
- 7
- 8

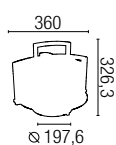

CROSS-2

portátil | portable | portable

74363 **G** Grey | Gris | Gris

1 x E27 máx. 100w 1 x E27 20w
16467 5000k

AL INY. PC OPAL IP 65 3 mts 1/2



designed by **faro**

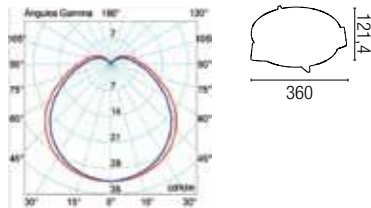
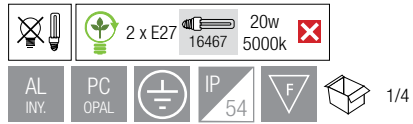


designed by
faro

CROSS-2

plafón | ceiling lamp | plafond

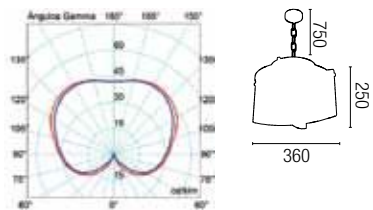
74365 G Grey | Gris | Gris



CROSS-2

colgante | pendant lamp | suspension

74364 G Grey | Gris | Gris



designed by
faro



moderno | modern | moderne

1

2

3

4

5

6

7

8



CROSS-2

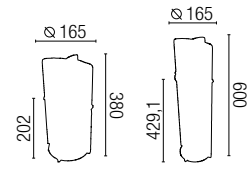

baliza | beacon | balise

74366 G Grey | Gris | Gris

74367 G Grey | Gris | Gris

1 x E27 máx. 60w 1 x E27 20w 16467 5000k

AL INY. PC OPAL IP 65 1/2



Ref. 74366

Ref. 74367




CROSS-2

farola | pole lamp | lampadaire

74368 G Grey | Gris | Gris

1 x PL 2G11 15925 max 55w 3700LM - 5000k

AL INY. PC OPAL IP 65 1/1



Designed by faro



moderno | modern | moderne

1

2

3

4

5

6

7

8



designed by **faro**

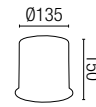



KIT ANTICONTAMINACIÓN LUMÍNICA P

74369 CH Chrome | Cromo | Chromé

Adaptable para I for I pour: 74350, 73351, 74356, 74357, 74360, 74361, 74366 y 74367

PC TRANS. AC  1/1



designed by **faro**

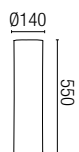



KIT ANTICONTAMINACIÓN LUMÍNICA G

74370 CH Chrome | Cromo | Chromé

Adaptable para I for I pour: 74358 y 74368

PC TRANS. AC  1/1





Novedoso kit para reducir la contaminación lumínica. Adaptable para cross-1 y cross-2, consta de un difusor de policarbonato transparente y una rejilla cromada metálica que cubre la lámpara.

New kit to reduce light pollution. Suitable for cross-1 and cross-2, consists of a transparent polycarbonate diffuser and metal chrome grille that covers the lamp.

Nouveauté: kit permettant de réduire la pollution lumineuse. Adaptable sur cross-1 et cross-2, comprend un diffuseur en polycarbonate transparent et une grille chromée métallique qui couvre la lampe.

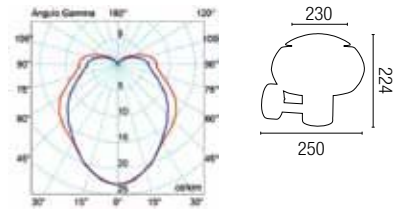


BOLETUS

applique | wall lamp | applique

74391 **DG** Dark grey | Gris oscuro | Gris foncé

	1 x E27	16467	20w 5000k	
AL INY.	PC OPAL		IP 44	

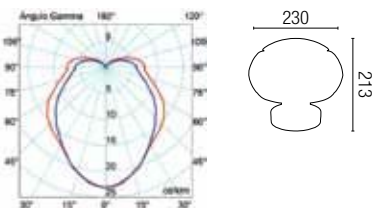


BOLETUS

sobremuro P | post lamp P | borne P

74392 **DG** Dark grey | Gris oscuro | Gris foncé

	1 x E27	16467	20w 5000k	
AL INY.	PC OPAL		IP 44	





Con un diseño moderno y de líneas redondeadas, Boletus es ideal para espacios exteriores actuales. Su cuerpo está realizado en aluminio inyectado e incorpora difusor de policarbonato.

Boasting a modern design and rounded lines, Boletus is ideal for today's outdoor spaces. Cast aluminum body and polycarbonate diffuser.

Avec son design contemporain et ses lignes arrondies, Boletus est le modèle idéal pour les espaces extérieurs modernes. Son corps est en aluminium injecté et son diffuseur en polycarbonate.



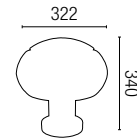

designed by **faro**

BOLETUS

sobremuro G | post lamp G | borne G

74393 **DG** Dark grey | Gris oscuro | Gris foncé

		3 x E27		16467	20w	5000k	
AL INY.	PC OPAL		IP 44			1/1	

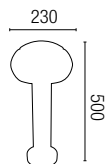



BOLETUS

baliza | beacon | balise

74394 **DG** Dark grey | Gris oscuro | Gris foncé

		1 x E27		16467	20w	5000k	
AL INY.	PC OPAL		IP 44			1/1	









designed by **faro**

BOLETUS


farola | pole lamp | lampadaire

designed by
faro

74395 **DG** Dark grey | Gris oscuro | Gris foncé

  3 x E27  16467  20w  5000k 

 AL INV.  PC OPAL   IP 44   1/1



moderno | modern | moderne

- 1
- 2
- 3
- 4
- 5
- 6
- 7
- 8



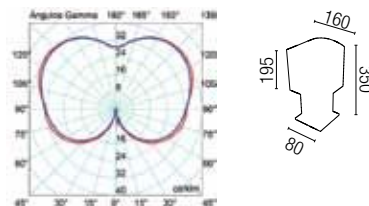
Designed by **faro**

TRIAL

baliza | beacon | balise

74384 **DG** Dark grey | Gris oscuro | Gris foncé

1 x E27 16467 20w 5000k
MET **PC** IP 44 1/2

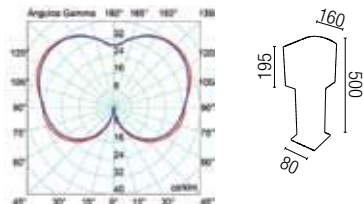


TRIAL

baliza | beacon | balise

74385 **DG** Dark grey | Gris oscuro | Gris foncé

1 x E27 16467 20w 5000k
MET **PC** IP 44 1/2



Designed by **faro**



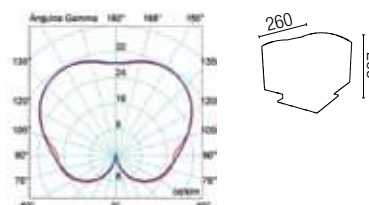
Designed by **faro**

TRIAL

sobremuro G | post lamp G | borne G

74383 **DG** Dark grey | Gris oscuro | Gris foncé

2 x E27 16467 20w 5000k
MET **PC** IP 44 1/2





Colección de diseño propio ideal para ambientes modernos de exterior. Esta familia ofrece una amplia oferta de soluciones gracias a su extensa gama de productos.

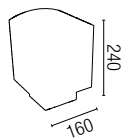

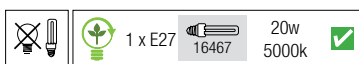
Proprietary design collection for modern outdoor environments. This product family offers a wide array of solutions thanks to its extensive product range.

Collection au design unique idéale pour les ambiances modernes dans des espaces extérieurs. Cette gamme offre un éventail de solutions grâce à sa grande variété de produits.

TRIAL

sobremuro P | post lamp P | borne P

74382 **DG** Dark grey | Gris oscuro | Gris foncé









designed by
faro



TRIAL

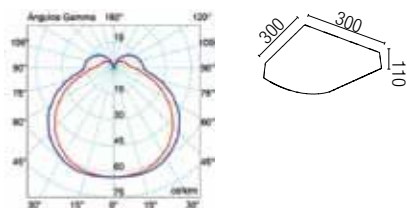
plafón | ceiling lamp | plafond

74386 **DG** Dark grey | Gris oscuro | Gris foncé


 2 x E27
  16467
  20w
  5000k
 

MET **PC**

 IP 44
 
 1/4



designed by **faro**





designed by **faro**

TRIAL

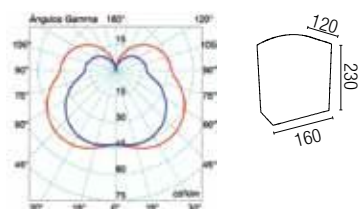
applique | wall lamp | applique

74380 **DG** Dark grey | Gris oscuro | Gris foncé


 1 x E27
  16467
  20w
  5000k
 

MET **PC**

 IP 44
 
 1/4









designed by **faro**

TRIAL

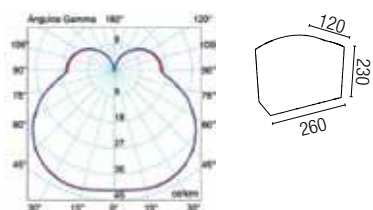
applique | wall lamp | applique

74381 **DG** Dark grey | Gris oscuro | Gris foncé


 2 x E27
  16467
  20w
  5000k
 

MET **PC**

 IP 44
 
 1/4





moderno | modern | moderne

1

2

3

4

5

6

7

8



SUMA-G

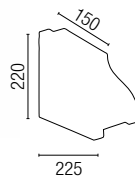
applique | wall lamp | applique

70748 BR Brown | Marrón | Marron

70749 DG Dark grey | Gris oscuro | Gris foncé

NEW!

	2 x E27		máx. 15w			2 x E27		15w	
								16592	5000k
AL INY.	CRIS TRANSL.		IP 44		1/1				



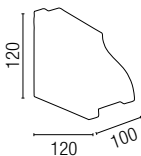
SUMA-P **NEW!**

applique | wall lamp | applique

70742 DG Dark grey | Gris oscuro | Gris foncé

70743 R Brown | Marrón | Marron

1 x G9		máx. 40w			
AL INY.	CRIS TRANSL.		IP 44		1/1






Colección de diseño moderno realizada en aluminio inyectado y con difusor de cristal opal. La serie, con protección IP44, está disponible en dos acabados: gris oscuro y marrón.

Modern design collection made of aluminum alloy, with opal glass diffuser. The series, with IP44 protection, is available in two finishes: dark gray and brown.

Collection au design moderne fabriquée en aluminium injecté et avec diffuseur en verre opaque. Cette série, qui possède le degré de protection IP44, est disponible en deux finitions : gris anthracite et marron.







SUMA-P **NEW!**

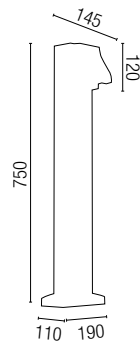
baliza | beacon | balise

70744 **DG** Dark grey | Gris oscuro | Gris foncé

70745 **R** Brown | Marrón | Marron

1 x G9  máx. 40w 

AL INY. CRIS TRANSL.  IP 44  1/1







SUMA-P **NEW!**

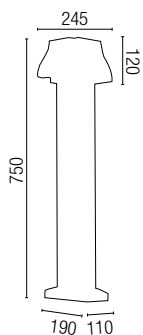
baliza | beacon | balise

70746 **DG** Dark grey | Gris oscuro | Gris foncé

70747 **R** Brown | Marrón | Marron

2 x G9  máx. 40w 

AL INY. CRIS TRANSL.  IP 44  1/1





moderno | modern | moderne

1

2

3

4

5

6

7

8

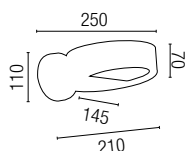
HURON **NEW!**

applique | wall lamp | applique

75005 **DB** Dark brown | Marrón oscuro | Marrón foncé

1 x G24d-1 15903 13w 4000k

AL CRIS TRANSL. IP 44 Magnético 1/1



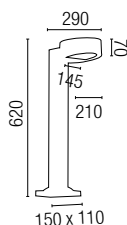
HURON **NEW!**

baliza | beacon | balise

75006 **DB** Dark brown | Marrón oscuro | Marrón foncé

1 x G24d-1 15903 13w 4000k

AL CRIS TRANSL. IP 44 Magnético 1/1



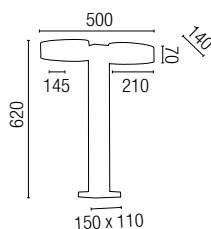
HURON **NEW!**

baliza | beacon | balise

75007 **DB** Dark brown | Marrón oscuro | Marrón foncé

2 x G24d-1 15903 13w 4000k

AL CRIS TRANSL. IP 44 Magnético 1/1





Realizada en aluminio y con difusor de cristal, la serie Huron está compuesta por un aplique y dos balizas orientables que permiten elegir la zona a iluminar.

Made of aluminum and with a chocolate-coloured finish, the Huron series consists of a fixture and two adjustable beacons that let you choose the area to be illuminated.

Fabriquée en aluminium avec finition couleur chocolat, la série Huron est composée d'une applique et de deux balises orientables qui permettent de choisir la zone à éclairer.

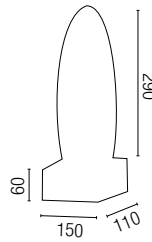
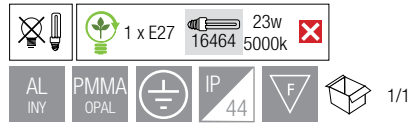
FLAME



FLAME **NEW!**

applique | wall lamp | applique

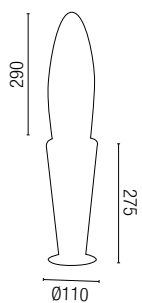
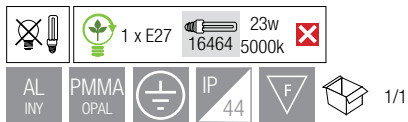
74420 **DG** Dark grey | Gris oscuro | Gris foncé



FLAME **NEW!**

baliza | beacon | balise

74421 **DG** Dark grey | Gris oscuro | Gris foncé





La colección Flame, en acabado gris oscuro, está formada por un aplique y una baliza de aluminio con difusor de PMMA opal. Ambos modelos tienen un índice de protección 44.

The Flame collection, finished in dark gray, consists of a fixture and an aluminum beacon and an opal PMMA diffuser. Both models have an IP44 protection rating.

La collection Flame, de couleur gris anthracite, est composée d'une applique et d'une balise en aluminium avec diffuseur en PMMA opaque.

Les deux modèles ont un degré de protection IP44.

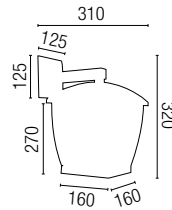


WILMA **NEW!**
 applique | wall lamp | applique

75000 **DG** Dark grey | Gris oscuro | Gris foncé

1 x E27 máx. 100w 1 x E27 20w 16467 5000k

AL **PC** TRANSL. **IP** 44 1/1

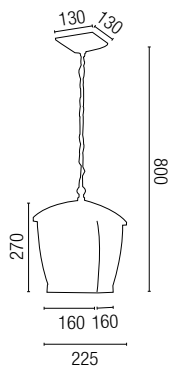


WILMA **NEW!**
 colgante | pendant lamp | suspension

75002 **DG** Dark grey | Gris oscuro | Gris foncé

1 x E27 máx. 100w 1 x E27 20w 16467 5000k

AL **PC** TRANSL. **IP** 44 1/1





moderno | modern | moderne

1

2

3

4

5

6

7

8

Wilma tiene un diseño ideal ya que se adapta tanto a espacios modernos como a espacios más clásicos. Está realizada en aluminio e incorpora difusor de policarbonato.

Wilma boasts an ideal design suited to both modern and classic spaces. It is made of aluminum and features a polycarbonate diffuser.

Le design de Wilma est idéal puisqu'il s'adapte aux espaces modernes comme aux espaces classiques.

Wilma est fabriqué en aluminium et comprend un diffuseur en polycarbonate.

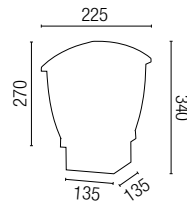


WILMA **NEW!**
sobremuro | post lamp | borne

75001 **DG** Dark grey | Gris oscuro | Gris foncé

1 x E27 máx. 100w 1 x E27 20w 16467 5000k

AL PC TRANS. IP 44 1/2

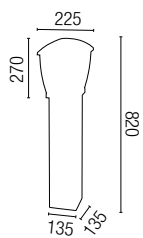


WILMA **NEW!**
baliza | beacon | balise

75003 **DG** Dark grey | Gris oscuro | Gris foncé

1 x E27 máx. 100w 1 x E27 20w 16467 5000k

AL PC TRANS. IP 44 1/1





moderno | modern | moderne

1

2

3

4

5

6

7

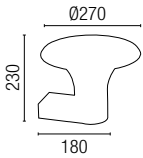
8

PALM

applique | wall lamp | applique

74425 **DG** Dark grey | Gris oscuro | Gris foncé

		1 x E27		20w	
			16467	5000k	
AL INY.	PMMA OPAL		IP 44		1/1

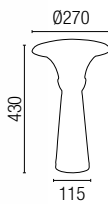


PALM

baliza | beacon | balise

74426 **DG** Dark grey | Gris oscuro | Gris foncé

		1 x E27		20w	
			16467	5000k	
AL INY.	PMMA OPAL		IP 44		1/1





Serie de cuidado diseño realizada en aluminio inyectado y con difusor de PMMA opal. Está pensada para el ahorro energético ya que sólo permite lámpara de bajo consumo.

Carefully designed series in cast aluminum, with opal PMMA diffuser. It is designed to save energy by allowing only low energy bulbs.

Série au design soigné en aluminium injecté avec diffuseur en PMMA opaque. Elle est conçue pour réaliser des économies d'énergie puisqu'elle ne fonctionne qu'avec des ampoules basse consommation.



Descubre las múltiples posibilidades que te ofrece DEXTER

Discover the many possibilities with DEXTER

Découvrez les nombreuses possibilités offertes par DEXTER

Crea tu propia lámpara en
Create your own lamp in
Créer votre lampe en

3

sencillos pasos
simple steps
étapes


1°

Elige tu modelo favorito:
aplique, colgante o pie de salón
Choose your favourite fixture: applique,
colgante o pie de salón
Choisissez votre modèle préféré:
aplique, suspension ou pied de salon



2°

Elige el acabado que más te guste
para la estructura: blanco o marrón
Choose the body finish you prefer:
white or brown
Choisir la couleur que vous aimez
pour la structure: blanc ou marron



3°

Elige la pantalla del acabado que
mejor te combine: blanca o marrón
Choose the shade finish wich
combines better: white or brown
Choisir le meilleur le coloris
d'acabats-jour qui vous convient:
blanc ou marron

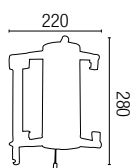
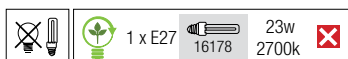


DEXTER

estruc. aplique | wall lamp struc. | applique struc.

73267 BR Brown | Marrón | Marron

73268 W White | Blanco | Blanc



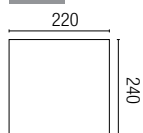
resistentes al agua | water-proof | résiste à l'eau

DEXTER

pantalla aplique | wall lamp shade | abat-jour applique

73282 W White | Blanco | Blanc

73283 BR Brown | Marrón | Marron



4

Posibles combinaciones

Different combinations

Combinacions possibles



73267 + 73282



73268 + 73283



73268 + 73282



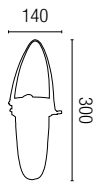
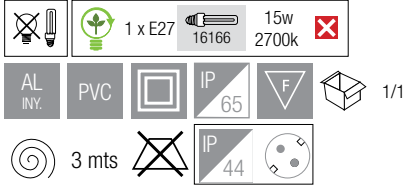
73267 + 73283

DEXTER

estruc. portátil | portable struc. | struc. portable

73271 BR Brown | Marrón | Marron

73272 W White | Blanco | Blanc

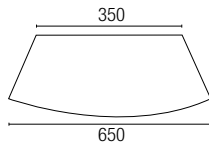


DEXTER

pantalla colgante | pendant shade | abat-jour de suspension

73284 W White | Blanco | Blanc

73285 BR Brown | Marrón | Marron



4

Posibles combinaciones
Different combinations
Combinacions possibles



1 73271+73285

2 73272+73284

3 73272+73285

4 73271+73284



Doble funcionalidad colgante/sobremesa
Dual function pendant lamp/table lamp
Double fonction suspension/lampe de table

moderno | modern | moderne

- 1
- 2
- 3
- 4
- 5
- 6
- 7
- 8

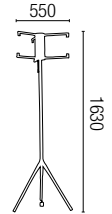


DEXTER

estruc. pie de salón | floor lamp struc. | struc. lampadaire

73265 BR Brown | Marrón | Marron

73266 W White | Blanco | Blanc



4

Posibles combinaciones
Different combinations
Combinacions possibles



1 73265+73281

2 73266+73281

3 73265+73280

4 73266+73280



1

2

3

4

5

6

7

8

DEXTER


antalla pie de salón | floor lamp shade | abat-jour lampadaire

73280 **W** White | Blanco | Blanc

73281 **BR** Brown | Marrón | Marron

PVC  1/1

570



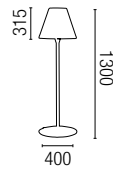
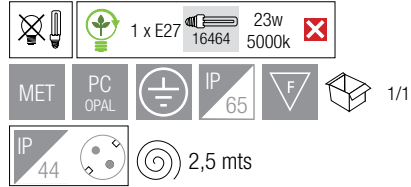


LE PACHA-P

pie de salón P | floor lamp P | lampadaire P

73206 **G** Grey | Gris | Gris

73207 **DG** Dark grey | Gris oscuro | Gris foncé

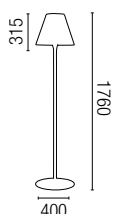
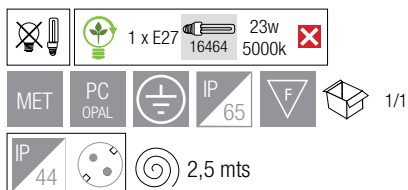


LE PACHA-G

pie de salón G | floor lamp G | lampadaire G

73208 **G** Grey | Gris | Gris

73209 **DG** Dark grey | Gris oscuro | Gris foncé





Le Pacha es diseño y funcionalidad. Gracias a los materiales con los que está fabricado y al cable que lleva incorporado, es un modelo ligero y fácil de mover.






Le Pacha dovetails design and functionality. Thanks to the materials it is made of and its cable, it is lightweight and easy to move.

Le Pacha combine le design et la fonctionnalité. Grâce aux matériaux utilisés et au câble intégré, il s'agit d'un modèle léger et facile à déplacer.

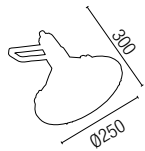
BELL

projector | projector | projecteur

- 71992** W White | Blanco | Blanc
- 71993** B Black | Negro | Noir
- 71994** BL Blue | Azul | Bleue
- 71995** RE Red | Rojo | rouge
- 71998** DG Dark grey | Gris oscuro | Gris foncé

 1 x E27  23w 
 16469  5000k

AL
INV. CRIS
TRANS.  IP
44   1/1



NEW!

NEW!

NEW!

NEW!





1

2

3

4

5

6

7

8

Bell es una colección de estilo industrial, fabricada en aluminio inyectado y difusor de cristal transparente. Disponible en varios acabados: blanco, negro, azul, rojo y gris oscuro.

Bell is an industrial-style collection, made of cast aluminum and featuring a clear glass diffuser. Available in various finishes: white, black, blue, red and dark gray.

Bell est une collection au style industriel, fabriquée en aluminium injecté et en verre transparent pour le diffuseur. Diverses finitions disponibles: blanc, noir, bleu, rouge et gris anthracite.

BELL

colgante | pendant | suspension



- 71988** W White | Blanco | Blanc
- 71989** B Black | Negro | Noir
- 71990** BL Blue | Azul | Bleue
- 71991** RE Red | Rojo | Rouge
- 71999** DG Dark grey | Gris oscuro | Gris foncé

NEW!

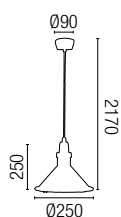
NEW!

NEW!

NEW!

 1 x E27  23w  16469  5000k 

AL
INV. CRIS
TRANS.  IP
44 F  1/1



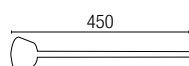
BELL

barra para colgante | bar for pendant | barre pour suspension

- 71996** DG Dark grey | Gris oscuro | Gris foncé

Para | For | Pour: Ref. 71999

AL
INV.  1/1

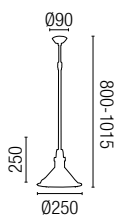
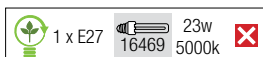




BELL

colgante telescópico | telescopic pendant | suspension télescopique

71997 DG Dark grey | Gris oscuro | Gris foncé



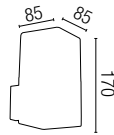


TARRACO

applique | wall lamp | applique

73260 G Grey | Gris | Gris

		1 x E27		13w	
			16132	5000k	
AL IN.	PC OPAL		IP 44		1/1


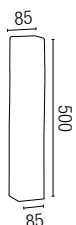


TARRACO

baliza | beacon | balise

73261 G Grey | Gris | Gris

		1 x E27		13w	
			16132	5000k	
AL IN.	PC OPAL		IP 44		1/1





COTO

applique | wall lamp | applique

73235 **IN** Inox | Stainless | Inox

1 x 3U E27
 16467
 20w
 5000k

AC INOX
 PC OPAL

 IP 44

 1/6



moderno | modern | moderne

- 1**
- 2
- 3
- 4
- 5
- 6
- 7
- 8



COTO

baliza | beacon | balise

73238 **IN** Inox | Stainless | Inox

73236 **IN** Inox | Stainless | Inox

73237 **IN** Inox | Stainless | Inox

1 x 3U E27
 16467
 20w
 5000k

AC INOX
 PC OPAL

 IP 44

 1/6

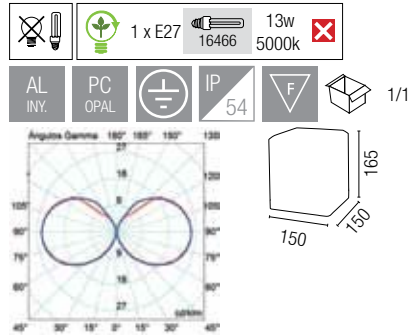
Ref. 73236 Ref. 73237 Ref. 73238



CARTAGO

sobremuro | post lamp | borne

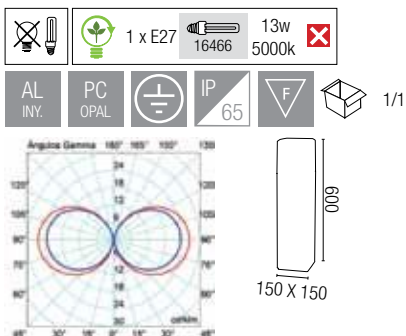
73254 **DG** Dark grey | Gris oscuro | Gris foncé



CARTAGO

baliza | beacon | balise

73255 **DG** Dark grey | Gris oscuro | Gris foncé



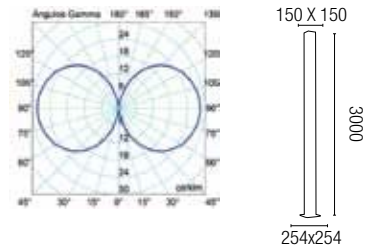
CARTAGO

farola | pole lamp | lampadaire

73256 DG Gris oscuro | Gris foncé

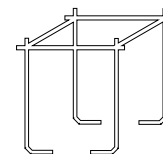
3 x FLUOR T5 28w 15833 5000k

AL INY. PC OPAL IP 54 EQ 1/1



accesorio

7R143



moderno | modern | moderne

1

2

3

4

5

6

7

8

Serie compuesta por baliza, sobremuro y farola de uso exclusivo bajo consumo. Destaca por tener un elevado índice de protección contra polvo, salpicaduras y agua.

Range comprising a beacon, wallpost light and lamppost for exclusive low-power use. Stands out for having a high protection rating against dust, splashes and water.








Série comprenant une balise, une borne et un lampadaire à utiliser exclusivement en basse consommation.

Elle se démarque par son degré de protection élevé contre la poussière, les éclaboussures et l'eau.

TURMIX-4

baliza | beacon | balise

70708 **DG** Dark grey | Gris oscuro | Gris foncé

1 x GU10  máx. 35w   1 x GU10  14030 11w 5000k  | 1 x GU10 LED  14160 3w 6000k 

AL INY.  CRIS TRANS.  IP 44  F  1/2 



TURMIX-1

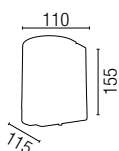
applique | wall lamp | applique

70703 **DG** Dark grey | Gris oscuro | Gris foncé

1 x GU10  máx. 35w   1 x GU10  14030 11w 5000k 

1 x GU10 LED  14160 3w 5000-6000k 

AL INY.  CRIS TRANS.  IP 44  F  1/4 





TURMIX-3

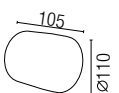
plafón | ceiling lamp | plafond

70705 **DG** Dark grey | Gris oscuro | Gris foncé

1 x GU10  máx. 35w   1 x GU10  14030 11w 5000k 

1 x GU10 LED  14160 7w 5000k 

AL INY.  CRIS TRANS.  IP 44  F  1/4 





Familia de líneas modernas compuesta por un aplique, un plafón y una baliza. Esta colección está realizada en aluminio inyectado y cristal.

This set features modern lines and includes one wall fixture, a ceiling light fixture and a beacon. This collection is made of cast aluminum and glass.

Gamme aux lignes modernes qui comprend un appliques, un plafonnier et une balise. Cette collection est fabriquée en aluminium injecté et en verre

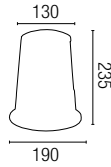


SURAT

baliza | beacon | balise

72310 **DG** Dark grey | Gris oscuro | Gris foncé

	1 x E27	20w 16467 5000k	
AL INY.	CRIS TRANSL.		IP 54
			1/1



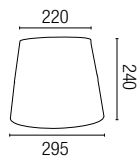
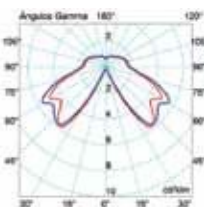
KON

baliza | beacon | balise

71395 **DG** Dark grey | Gris oscuro | Gris foncé

1 x G12	HQI	máx. 35w	
		5000k	
AL INY.	PC TRANS.		IP 67
			1/1

vossloh-schwabe **IK 10**





Baliza de líneas modernas ideal para iluminar jardines. Su principal característica es que distribuye la luz de una forma singular dando un efecto luminoso diferente y funcional.

Modern-style beacon ideal for illuminating gardens. Its main feature is that it distributes light uniquely, giving a different and functional light effect.

Balise aux lignes modernes idéale pour l'éclairage des jardins. Sa caractéristique essentielle est qu'elle diffuse la lumière de façon unique: elle crée un effet lumineux original et fonctionnel.

moderno | modern | moderne

1

2

3

4

5

6

7

8





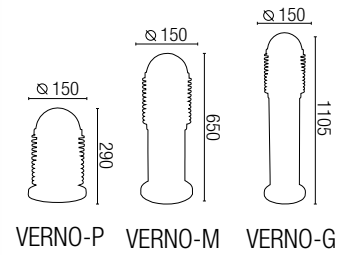
VERNO

baliza | beacon | balise

73450	B	Black Negro Noir	VERNO-P
73440	B	Black Negro Noir	VERNO-M
73460	B	Black Negro Noir	VERNO-G

1 x E27 máx. 60w 1 x E27 20w 16467 5000k

AL INY. PC TRANS. IP 44 2/4



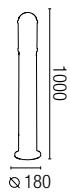
ARISTO

baliza | beacon | balise

73196 **B** Black | Negro | Noir

1 x G24d3 26w 15905 4000k

AL INY. PC TRANS. IP 65 IK 06 1/1





moderno | modern | moderne

1

2

3

4

5

6

7

8

OUTDOOR | EXTERIOR | EXTÉRIEUR

g r e e n i n n o v a t i o n





Led | Led | Led






RABAT **NEW!**

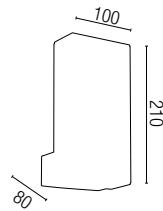
applique | wall lamp | applique

70640 **DG** Dark grey | Gris oscuro | Gris foncé

1 led CREE		3W/led	<input checked="" type="checkbox"/>	W 3,1
		130 LM - 4000K		
AL INY.	CRIS TEMP		IP 44	
				1/1



DRIVER IN



RABAT **NEW!**

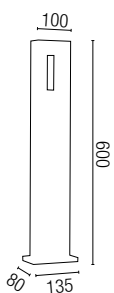
baliza | beacon | balise

70641 **DG** Dark grey | Gris oscuro | Gris foncé

1 led CREE		3W/led	<input checked="" type="checkbox"/>	W 3,1
		130 LM - 4000K		
AL INY.	CRIS TEMP		IP 44	
				1/1



DRIVER IN





led | led | led | led
1
2
3
4
5
6
7
8

Rabat es una serie de líneas actuales, realizada en aluminio inyectado y con difusor de cristal templado. Ofrece un consumo bajo ya que ilumina mediante led CREE.

The Rabat series -boasting modern lines- is made of aluminum alloy and has a tempered glass diffuser. It offers low-power, bright lighting with CREE LEDs.

Rabat est une gamme aux lignes contemporaines en aluminium injecté avec diffuseur en verre trempé. Sa consommation est faible puisqu'elle éclaire avec des LED CREE.




AGRA NEW!

baliza | beacon | balise

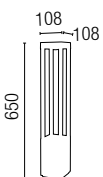
70753 DG Dark grey | Gris oscuro | Gris foncé

70754 R Rust | Marrón óxido | Brun foncé

1 led  5W - 119,5 LM ✓
BRIDGELUX 2850-3200k

AL   IP 54   1/1

DRIVER ✓





- led | led | led
- 1
- 2**
- 3
- 4
- 5
- 6
- 7
- 8

Baliza que funciona mediante tecnología LED y está disponible en marrón y en gris oscuro. Proyecta la luz en cuatro direcciones distintas, creando un bonito efecto lumínico.

Beacon with LED technology. It is available in brown and dark gray. Projects the light in four different directions, creating a nice lighting effect.

Beacon qui traverse la technologie LED et est disponible en gris marron et noir. Projets de la lumière dans quatre directions différentes, créant un effet d'éclairage agréable.



NEO

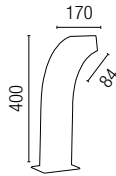
baliza | beacon | balise

70630 **DG** Dark grey | Gris oscuro | Gris foncé

32 led  3W - 150 LM 
3700-4300k

AL INY. PMMA OPAL  IP 44   1/1



DRIVER 



NEO

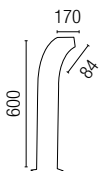
baliza | beacon | balise

70631 **DG** Dark grey | Gris oscuro | Gris foncé

32 led  3W - 150 LM 
3700-4300k

AL INY. PMMA OPAL  IP 44   1/1

DRIVER 





- led | led | led
- 1
- 2
- 3
- 4
- 5
- 6
- 7
- 8

Neo es una serie realizada en aluminio inyectado y con difusor de PMMA. Su consumo es muy bajo ya que ilumina mediante leds. El driver está incluido.

Neo is a cast aluminum series featuring a PMMA diffuser. Its LED bulbs translate into very low consumption. The driver is included.

Neo est une série réalisée en aluminium injecté avec diffuseur en PMMA. Sa consommation est très faible puisque son éclairage provient de LED. Le driver est inclus.

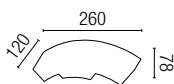
NEO

applique | wall lamp | applique

70629 **DG** Dark grey | Gris oscuro | Gris foncé

32 led		3W - 150 LM	<input checked="" type="checkbox"/>
		3700-4300k	
AL INY.	PMMA OPAL		
		IP 44	1/1


DRIVER



HEVIA

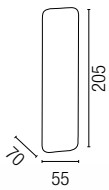
empotrable | downlight | encastrable

70922 G Grey | Gris | Gris

1 led EDISON  3w/led 150 LM 6500k W 3

AL INY.  IP 65  F  1/1


DRIVER HEP   158 x 42



HEVIA NEW!

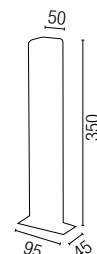
baliza | beacon | balise

70926 G Grey | Gris | Gris

1 led EDISON  3w/led - 150 LM 6500k W 3

AL INY.  IP 54  F  1/1

DRIVER HEP 





- led | led | led
- 1
- 2
- 3
- 4
- 5
- 6
- 7
- 8

Hevia es una familia, realizada en aluminio inyectado, que permite señalización mediante led. Su alto índice de protección le hace ideal para las condiciones meteorológicas más adversas.

Hevia is a cast aluminum family allowing LED signage. Its high protection rating makes it ideal for the most adverse weather conditions.

Hevia est une gamme conçue en aluminium injecté qui permet de créer une signalisation par LED. Son degré de protection élevé le rend idéal pour les conditions météorologiques les plus adverses.

HEVIA NEW!

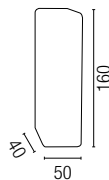

superficie | surface | apparents

70925 G Grey | Gris | Gris

1 led 3w/led - 150 LM ✓ W 3
EDISON 6500k

AL INY. IP 54 1/1

DRIVER ✓
HEP





SQUARE **NEW!**

applique | wall lamp | applique

70652 **W** Blanco | Blanc


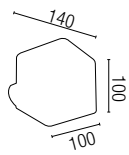
70653 **G** Gris | Gris

70654 **RE** Rojo | Rouge

1 led CREE  3W/led
100 LM - 4100K  **W 3**

PC  IP  54  F  1/1

DRIVER IN 





led | led | led

1

2

3

4

5

6

7

8

Square es un aplique que sigue las últimas tendencias en cuanto a líneas y colores. Destaca por su alto índice de protección (IP 54) y por su doble aislamiento (clase II).

Square is a fixture that follows the latest trends in colours and lines. Noted for its high protection rating (IP) and its double insulation (Class II).

Square est une applique dont les lignes et les couleurs suivent les dernières tendances. Elle se distingue par son degré de protection élevé (IP) et son isolement double (clase II).



KANDA **NEW!**

applique | wall lamp | applique

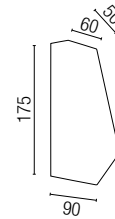

70919 **DG** Dark grey | Gris oscuro | Gris foncé

2 led EDISON 1w/led - 160 LM 3000k **W 2**



AL INY. **CRIS TRANS** **IP 54** 1/1

DRIVER
HEP



TORLA **NEW!**

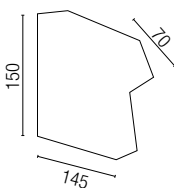
applique | wall lamp | applique

70651 **DG** Dark grey | Gris oscuro | Gris foncé

3 led CREE 1w/led 100 LM - 4100K **W 3**

AL INY. **PC TRANS** **IP 65** 1/1

DRIVER IN





led | led | led | led

1

2

3

4

5

6

7

8

Torla es un aplique, realizado en aluminio inyectado y polycarbonato, que ilumina mediante 3 led CREE y tiene un alto índice de protección contra sólidos y líquidos.

Torla is a cast aluminum and polycarbonate fixture which illuminates with three CREE LEDs and has a high degree of protection against solids and liquids.

Torla est une applique en aluminium injecté et polycarbonate qui éclaire grâce à 3 LED CREE et possède un degré de protection élevé contre les corps solides et liquides.




CANON **NEW!**

applique | wall lamp | applique

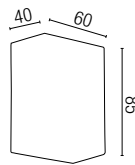
70566 **DG** Dark grey | Gris oscuro | Gris foncé

70567 **W** White | Blanco | Blanc

1 led CREE  3W/led - 80 LM 4000K **W 3,7**

AL INY. CRIS TEMP  IP 44  1/1

DRIVER



CRATA **NEW!**

applique | wall lamp | applique

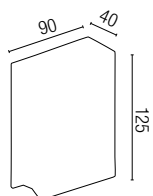
70568 **DG** Dark grey | Gris oscuro | Gris foncé

70569 **W** White | Blanco | Blanc

2 led CREE  3W/led - 126 LM 4000K **W 6,4**

AL INY. CRIS TEMP  IP 44  1/1

DRIVER





led | led | led | led

1

2

3

4

5

6

7

8

Aplicador de líneas modernas y de reducidas dimensiones, realizado en aluminio inyectado. Es ideal como bañador de pared ya que ilumina, mediante led y con precisión, zonas muy concretas.



Compact, cast aluminum fixture with a modern design. Ideal as wall washer light since it illuminates very specific areas precisely with its LEDs.

Applique aux lignes modernes et aux dimensions réduites, fabriquée en aluminium injecté. Elle est idéale en tant que lumière d'ambiance, car elle est permet d'éclairer, grâce à des LEDs, des zones très précises.

SENA-1

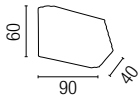
applique | wall lamp | applique

70511 **DG** Dark grey | Gris oscuro | Gris foncé

10 led  0,35w/led - 74 LM  **W 3,5**
2900-3100k

AL  IP    1/1



DRIVER IN 



SENA-2

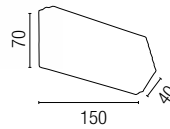
applique | wall lamp | applique

70512 **DG** Dark grey | Gris oscuro | Gris foncé

18 led  0,25w/led - 139 LM  **W 4,5**
2900-3100k

AL  IP    1/1

DRIVER IN 





- led | led | led
- 1
- 2
- 3
- 4
- 5
- 6
- 7
- 8

Aplique realizado en aluminio inyectado y difusor de cristal templado, en acabado gris oscuro. Ofrece una iluminación muy precisa mediante 1 led EDISON. El driver está incluido.



Cast aluminum wall fixture and tempered glass diffuser, featuring a dark gray finish. It offers very precise lighting via an EDISON LED. The driver is included.

Applique en aluminium injecté avec diffuseur en verre trempé et finition gris anthracite. Il offre un éclairage très précis grâce à 1 LED EDISON. Driver inclus.

KAMAL

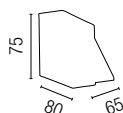
applique | wall lamp | applique

70556 **DG** Dark grey | Gris oscuro | Gris foncé

1 led EDISON  1w/led - 34,2 LM  **W 1**

AL INY.  CRIS TEMP  IP 44    1/1

DRIVER IN 





GAUSS

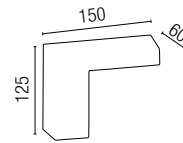

applique | wall lamp | applique

70516 **DG** Dark grey | Gris oscuro | Gris foncé

1 led 3w/led - 130 LM
 3700-4300 k

MET **PC** TRANSL. IP 44 1/1

DRIVER



TESS **NEW!**

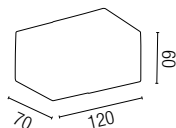
applique | wall lamp | applique

70580 **DG** Dark grey | Gris oscuro | Gris foncé

2 led 3w/led - 310 LM **W 7,8**
 EPISTAR 4000k

AL **ACR** OPAL IP 54 1/1

DRIVER






- led | led | led
- 1
- 2
- 3
- 4
- 5
- 6
- 7
- 8

ONIS NEW!

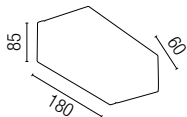
applique | wall lamp | applique

70893 DG Dark grey | Gris oscuro | Gris foncé

3 led  1w/led - 199 LM ✓ W 3
EDISON 4000k

AL INY. CRIS TRANS  IP 54   1/1

DRIVER IN ✓





GODO

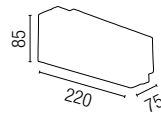
applique | wall lamp | applique

70920 **DG** Dark grey | Gris oscuro | Gris foncé

30 led EDISON 0,13w/led 60 LM 4000k **W 3**

AL INY.  IP 54   1/1


DRIVER IN



AURA

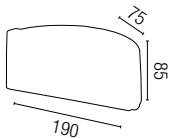
applique | wall lamp | applique

70517 **DG** Dark grey | Gris oscuro | Gris foncé

3 led  1w/led 126 LM - 6000k

AL INY. PVC TRANS.  IP 54   1/1

DRIVER IN





- led | led | led
- 1
- 2
- 3
- 4
- 5
- 6
- 7
- 8

OTUR

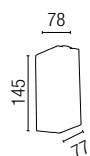
applique | wall lamp | applique

70921 **DG** Dark grey | Gris oscuro | Gris foncé

2 led EDISON  3w/led 150 LM 6500k W 6

AL INY. CRIS OPT.  IP 54   1/1

DRIVER HEP







MARAT-1

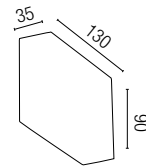

applique | wall lamp | applique

70551 **DG** Dark grey | Gris oscuro | Gris foncé

2 led  1 w/led 66 LM
2700-3000k 

AL INY. **CRIS** TRANS.  IP 44   1/1



DRIVER 



MARAT-2

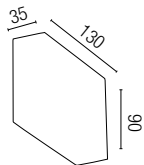

applique | wall lamp | applique

70552 **DG** Dark grey | Gris oscuro | Gris foncé

4 led  1 w/led 136 LM
2700-3000k 

AL INY. **CRIS** TRANS.  IP 44   1/1

DRIVER 





- led | led | led
- 1
- 2
- 3
- 4
- 5
- 6
- 7
- 8

Aplique que destaca por su novedoso y peculiar diseño, así como por su bajo consumo energético. Ideal para la señalización de paredes exteriores mediante led. El driver está incluido.

Wall fixture noted for its innovative and unique design, as well as its low energy consumption. Ideal for LED signalling in outdoor walls. The driver is include.

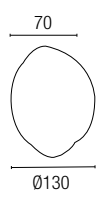
Applique caractérisée par son design avant-gardiste et unique et par sa faible consommation d'énergie. Idéale pour la signalisation LED sur des murs extérieurs. Le driver est inclus.

WILLY NEW!
aplique | wall lamp | applique

70557 DG Dark grey | Gris oscuro | Gris foncé

2 led CREE		3W/led - 250 LM 4000K	<input checked="" type="checkbox"/> W 6,4
AL INY.	CRIS TEMP		IP 44
			1/1

DRIVER





DEVA



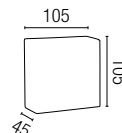
DEVA-1

applique | wall lamp | applique

70522 **G** Grey | Gris | Gris

16 led 0,1 W/led - luz cálida **W 1,6**
32 LM - 3000k

AL INY. CRIS TRANS. IP 54 1/4



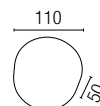
DEVA-2

applique | wall lamp | applique

70523 **G** Grey | Gris | Gris

15 led 0,1 W/led - luz cálida **W 1,5**
32 LM - 3000k

AL INY. CRIS TRANS. IP 54 1/4





- led | led | led
- 1
- 2
- 3
- 4
- 5
- 6
- 7
- 8

Luminaria de superficie, realizada en aluminio inyectado y difusor de cristal, en acabado gris. Ilumina mediante 2 leds EDISON y lleva el driver incluido.

Surface cast aluminum fixture with a glass diffuser; gray finishing. Uses 2 EDISON LEDs and includes the driver.

Luminaire en saillie en aluminium injecté et diffuseur en verre, finition grise. Il éclaire grâce à 2 LED EDISON et le driver est inclus.

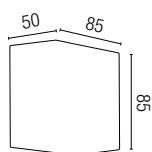

LEVA NEW!

applique | wall lamp | applique

70892 G Grey | Gris | Gris

2 led EDISON	1w/led - 14 LM 4000k	<input checked="" type="checkbox"/> W 2
AL INY.	CRIS TRANS	⊕
IP 54	F	1/1

DRIVER IN





BAIKAL-1

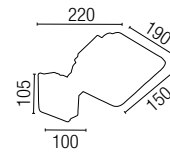

proyector | projector | projecteur

70128 **G B** Grey+Black | Gris+Negro | Gris+Noir

130 led 0,06 w/led 497 LM W 7,8
6400K

AL INY. **CRIS TRANS.** IP 54 1/1

DRIVER IN



Vida útil horas 50.000



BAIKAL-2 **NEW!**

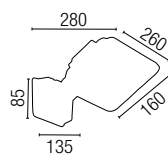

proyector | projector | projecteur

70129 **B** Black | Negro | Noir

231 led 0,06 w/led - 1150 LM W 13,86
6400K

AL INY. **CRIS TRANS.** IP 54 1/1

DRIVER IN



Vida útil horas 50.000





- led | led | led
- 1
- 2
- 3
- 4
- 5
- 6
- 7
- 8

Proyector de led orientable, realizado en aluminio inyectado y difusor de cristal, con un alto índice de protección (IP54). Destaca por su larga vida útil (50.000 horas).

Adjustable LED projector, made of aluminum alloy with a glass diffuser. High protection rating (IP54). Noted for its long service life (50,000 hours).

Projecteur à LED orientable, fabriqué en aluminium injecté avec diffuseur en cristal, et avec un haut degré de protection (IP54). Il se distingue par sa durée de vie utile (50.000 heures).

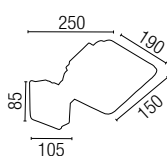

SIL NEW!

proyector | projector | projecteur

70112 G Grey | Gris | Gris

1 led	10w/led 750 LM 4000k	<input checked="" type="checkbox"/> W 10
AL <small>INY.</small>	CRIS <small>TRANS</small>	⊕
IP 54	F	1/1

DRIVER IN





Vida útil horas 50.000



EGEO

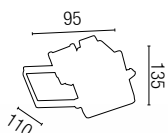
proyector | projector | projecteur

70126 **B** Black | Negro | Noir

60 led  0,06 w/led
240 LM - 6500k 

AL INY. CRIS TRANS.  IP 54   1/1



 DRIVER 



MICHIGAN-1 **NEW!**

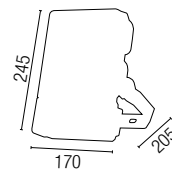

proyector | projector | projecteur

70118 **B** Black | Negro | Noir

12 led CREE  2,08W/led - 1860 LM  W 25

AL INY. CRIS TEMP.  IP 65   1/1



DRIVER 



MICHIGAN-2 **NEW!**

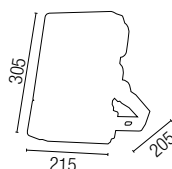

proyector | projector | projecteur

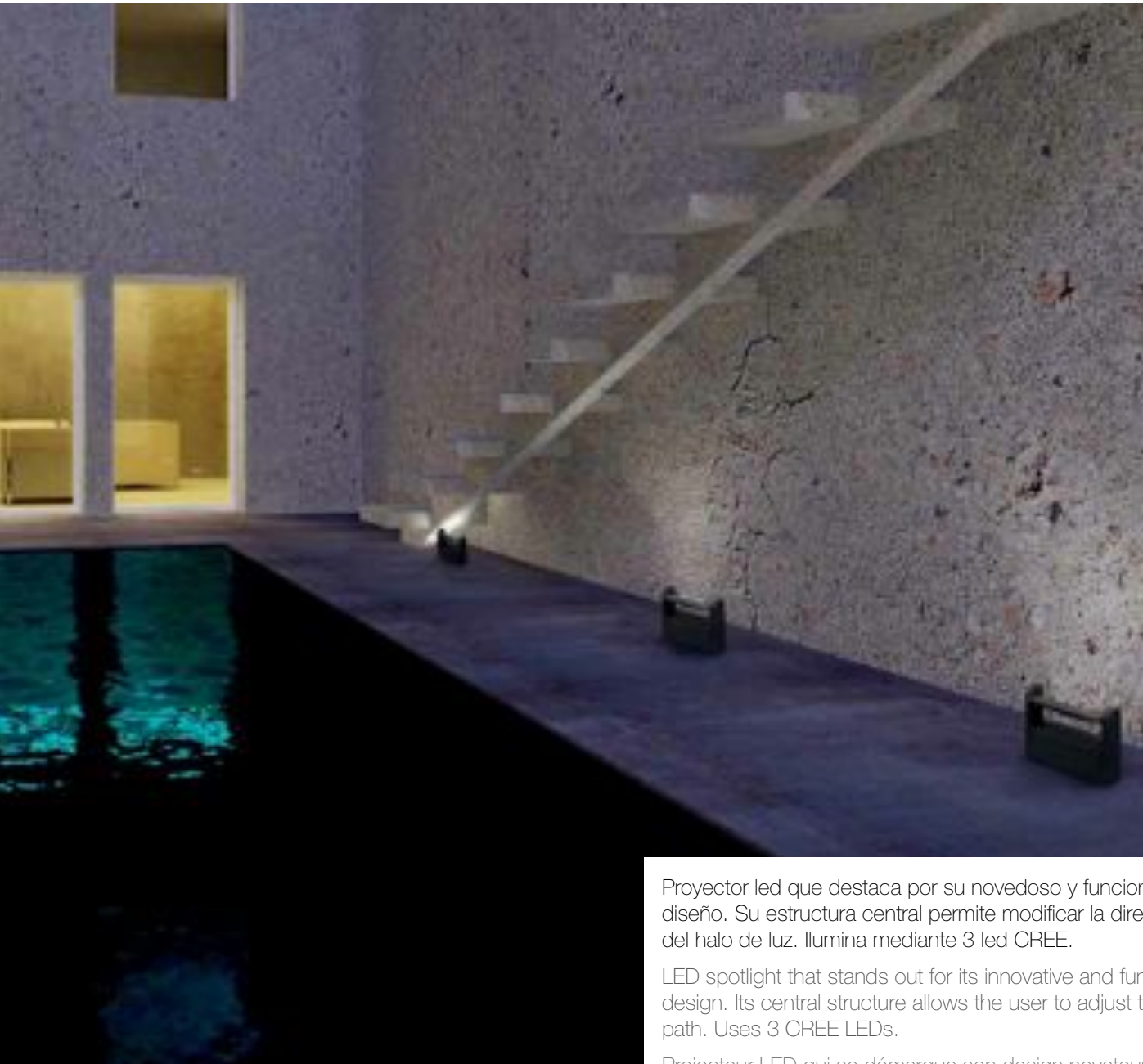
70119 **B** Black | Negro | Noir

27 led CREE  1,7W/led - 3500 LM  W 48

AL INY. CRIS TEMP.  IP 65   1/1

DRIVER 





- led | led | led
- 1
- 2
- 3
- 4
- 5
- 6
- 7
- 8

Proyector led que destaca por su novedoso y funcional diseño. Su estructura central permite modificar la dirección del halo de luz. Ilumina mediante 3 led CREE.

LED spotlight that stands out for its innovative and functional design. Its central structure allows the user to adjust the light path. Uses 3 CREE LEDs.

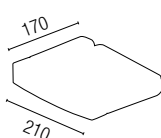
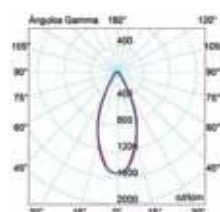
Projecteur LED qui se démarque son design novateur et fonctionnel. Sa structure centrale permet d'orienter le faisceau de lumière. Éclairage par 3 LED CREE.

AREO NEW!

proyector | projector | projecteur

70650 DG Dark grey | Gris oscuro | Gris foncé

3 led CREE	1W/led - 184 LM 4100K	<input checked="" type="checkbox"/> W 3
AL INY.	CRIS TRANS	IP 54
DRIVER IN <input checked="" type="checkbox"/>	1/1	60°







VECTOR

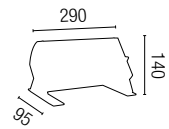

proyector | projector | projecteur

70121 **B** Black | Negro | Noir

18 led CREE M3  1W/led  **W 18**
728 LM - 6000K

AL **CRIS**  IP  **65**   1/1



DRIVER 



ONDA

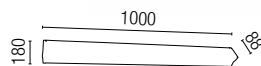

proyector | projector | projecteur

70120 **B** Black | Negro | Noir

18 led CREE M3  1W/led  **W 18**
949 LM - 6000K

AL **CRIS**  IP  **65**   1/1

DRIVER 



ONDA RGB
projector | projector | projecteur

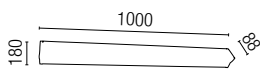


70132 **B** Black | Negro | Noir

18 led CREE 1W/led **W 18**

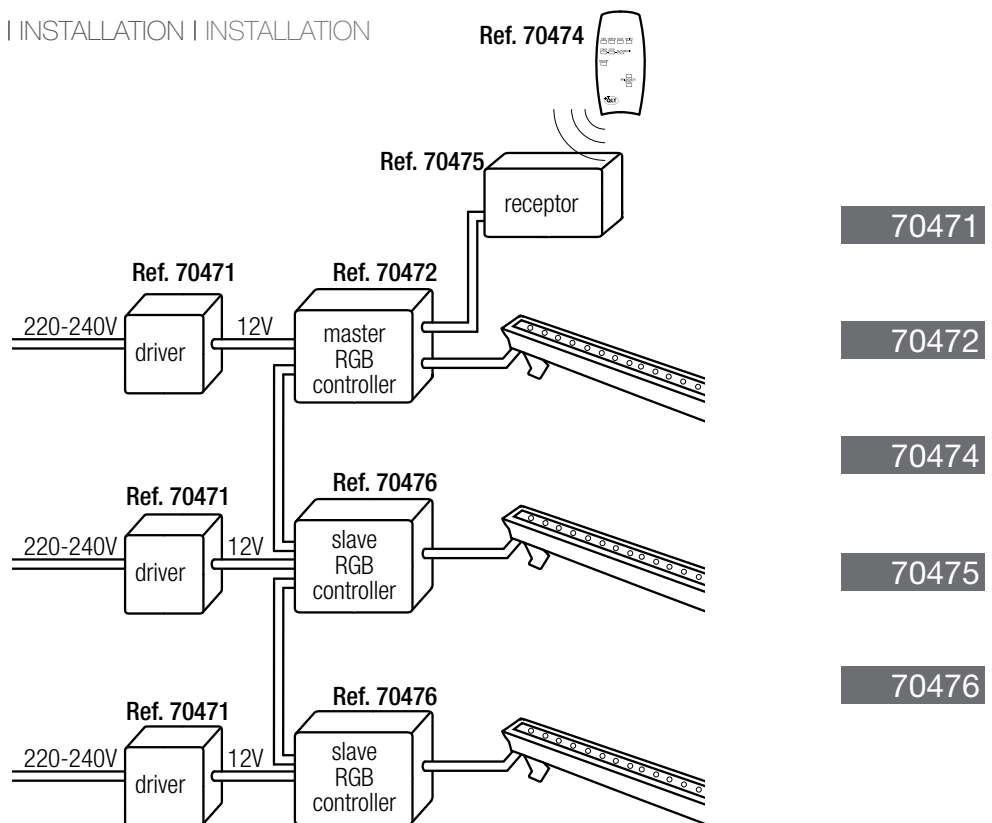
AL CRIS TRANS. IP 65 1/1

DRIVER



led | led | led
1
2
3
4
5
6
7
8

INSTALACIÓN | INSTALLATION | INSTALLATION






GARDA


projector/estaca | projector/stake | projecteur/piquet

70130 **DG** Dark grey | Gris oscuro | Gris foncé

3 led EDISON  1w/led 170 LM 6000-6200k **W 3**

LUZ FRÍA
COLD LIGHT
LUMIERE FROID

70131 **DG** Dark grey | Gris oscuro | Gris foncé

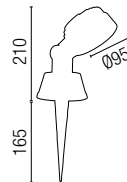
3 led EDISON  1w/led 155 LM 2900-3100k **W 3**

LUZ CÁLIDA
WARM LIGHT
LUMIERE CHARME

AL INY. **CRIS** TRANS.  IP 54   1/1

DUAL FUNCTION


 DRIVER 



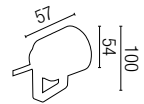
NEBEL

aplique | wall lamp | applique

70524 **AL** Aluminium | Aluminium | Aluminium

3 led EDISON  1W/led 210 LM - 7000k **W 3**

AL  IP 54   1/1



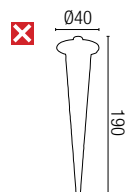
DRIVER 

NEBEL

estaca accesorio | stake accessorie | pique accesoraie

70525 **B** Black | Negro | Noir

AL INY.  1/1





Luminaria led de doble funcionalidad. Permite ser utilizada como estaca, mediante el pincho accesorio incluido, o como proyector. Disponible en dos temperaturas de luz: fría y cálida.

Dual-function LED fixture. May be used as a stake with the spike attachment included, or as a spotlight. Available in two light temperatures: cold and warm.

Luminaire LED avec double fonctionnalité. Il peut être utilisé comme piquet grâce au pieu fourni ou comme projecteur. Disponible en deux température de lumière: froide et chaude.



LANDAI **NEW!**

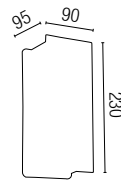
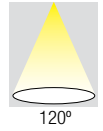
empotrable | downlight | encastrable

70400 **DG** Dark grey | Gris oscuro | Gris foncé

15 led SMD 0,06 w/led - 12,9 LM 4000k W 0,9

AL PC TRANS IP 65 F 1/1

DRIVER 237 x 97 x 92



SULA **NEW!**

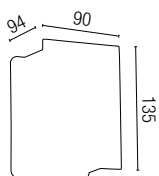
empotrable | downlight | encastrable

70401 **DG** Dark grey | Gris oscuro | Gris foncé

15 led SMD 0,06 w/led - 9,3 LM 4000k W 0,9

AL PC TRANS IP 65 F 1/1

DRIVER 142 x 97 x 92





led | led | led

1

2

3

4

5

6

7

8

Sula es un empotrable que ilumina mediante led EPISTAR y está realizado en aluminio y difusor de cristal. Ideal para iluminar zonas de paso y escaleras.

Sula is a recessed aluminum fixture that illuminates through an EPISTAR LED; includes glass diffuser. Ideal for illuminating walkways and stairs.


Sula est un luminaire encastrable qui fonctionne avec LED EPISTAR. Il est fabriqué en aluminium et possède un diffuseur en verre. Idéal pour éclairer les couloirs et les escaliers.

JEFF NEW!

empotrable | downlight | encastrable

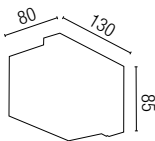
70558 DG Dark grey | Gris oscuro | Gris foncé

70559 R Rust | Marrón óxido | Brun rouille

1 led CREE  3W/led - 60 LM ✓ **W 3,4**
4000K

AL INY. CRIS TEMP  IP 65  F  1/1


DRIVER ✓  ✓  129 x 84 x 57



CITRUS-4 NEW!

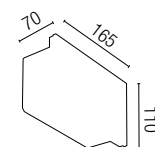

empotrable | downlight | encastrable

70562 DG Dark grey | Gris oscuro | Gris foncé

4 led CREE  1W/led - 226 LM ✓ **W 5,5**
4000K

AL INY. CRIS TEMP  IP 65  F  1/1


DRIVER ✓  ✓  165 x 109 x 62



CITRUS-6 NEW!

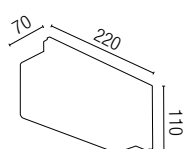

empotrable | downlight | encastrable

70563 DG Dark grey | Gris oscuro | Gris foncé

6 led CREE  1W/led - 324 LM ✓ **W 8,5**
4000K

AL INY. CRIS TEMP  IP 65  F  1/1

DRIVER ✓  ✓  220 x 108 x 62






- led | led | led
- 1
- 2
- 3
- 4
- 5
- 6
- 7
- 8

CITRUS-2 NEW!

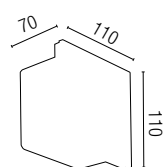

empotrable | downlight | encastrable

70561 **DG** Gris oscuro | Gris noir

2 led CREE  1W/led - 111 LM **w 3,2**
4000K

AL INY. CRIS TEMP  IP 65   1/1



DRIVER   109 x 109 x 62



FILTER

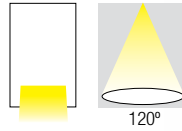
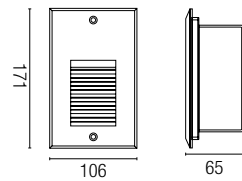
empotrable | downlight | encastrable

70460 **G** Grey | Gris | Gris

20 led  0.08w/led 75 LM  **W 1,6**
5750-6250k

AL INY.  CRIS TEMP.  PVC   IP 65    1/1



DRIVER IN    **IK 10**  98 x 160 x 85



STORE

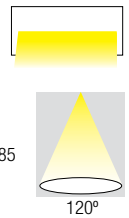
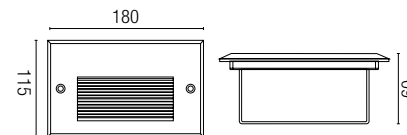
empotrable | downlight | encastrable

70461 **G** Grey | Gris | Gris

24 led  0.06w/led 82 LM  **W 1,6**
5750-6250k

AL INY.  CRIS TEMP.  PVC   IP 65    1/1



DRIVER IN    **IK 10**  160 x 98 x 85



LED-12


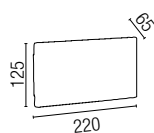
empotrable | downlight | encastrable

70541 **MN** Mat nickel | Níquel mate | Nickel mat

26 led  0,07w/led  **W2,5**
6000-6500k

AL INY.  CRIS TEMP.   IP 55    1/4

DRIVER   195 x 65





RACING

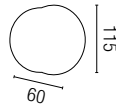
empotrable | downlight | encastrable

70606 **G** Grey | Gris | Gris

12 led 0,1w/led W 1,4
48 LM - 3800-4200k

AL INY. PVC IP 65 1/4

DRIVER IN Ø118



- 1
- 2
- 3
- 4
- 5
- 6
- 7
- 8

CARTER

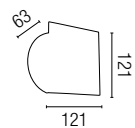
empotrable | downlight | encastrable

70607 **G** Grey | Gris | Gris

14 led 0,1w/led W 1,4
48 LM - 3800-4200k

AL INY. PVC IP 44 1/4

DRIVER IN Ø118







TOSCA-1

empotrable | downlight | encastrable

70604 G Grey | Gris | Gris

24 led  0,08w/led W 2
132 LM - 6400-6500k

AL INY. PVC TRANS.  IP 65   1/6


 IK 10  230 x 85



INDI-1

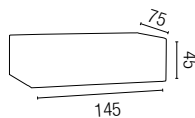
empotrable | downlight | encastrable

70632 DG Dark grey | Gris oscuro | Gris foncé

12 led  0,08w/led 48 LM
6000-7000k

AL INY. PVC TRANS.  IP 54   1/2

DRIVER  145 x 45 x 70





- led | led | led
- 1
- 2
- 3
- 4
- 5
- 6
- 7
- 8

Indi es una serie formada por dos empotrables led de aluminio inyectado, disponibles en acabado gris oscuro. Su fuente lumínica está formada por 12 leds y lleva el driver incluido.



Indi is a series consisting of two cast aluminum LED recessed units, available in a dark gray finish. Its light source comprises 12 LEDs and includes the driver.

Indi est une série composée de deux encastrables LED en aluminium injecté, disponibles en finition gris anthracite. Sa source lumineuse se compose de 12 LED et le driver est inclus.

INDI-2

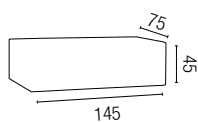
empotrable | downlight | encastrable

70633 **DG** Dark grey | Gris oscuro | Gris foncé

12 led  0,08w/led 48 LM 
6000-7000k

AL INY. PVC TRANS.  IP 54   1/2

DRIVER   145 x 45 x 70



MINI-CONTRA

empotrable | downlight | encastrable

70600 MN Mat nickel | Níquel mate | Nickel mat

9 led	0,06w/led	✓	W 0,5
	14,4 LM - 7000-9000k		
AC INOX	CRIS TRANSL.	PVC	IP 44
			1/12

68,1 x 68,1 x 50



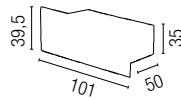
MINI-GEO

empotrable | downlight | encastrable

70602 MN Mat nickel | Níquel mate | Nickel mat

12 led	0,06w/led	✓	W 0,7
	19,2 LM - 7000-9000k		
AC INOX	CRIS TRANSL.	PVC	IP 44
			1/12

101 x 36,3 x 50,6



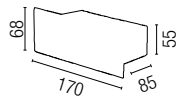
GEO

empotrable | downlight | encastrable

70603 MN Mat nickel | Níquel mate | Nickel mat

60 led	0,06w/led	✓	W 3,6
	96 LM - 7000-9000k		
AC INOX	CRIS TRANSL.	PVC	IP 44
			1/6

159 x 55 x 86





led | led | led
1
2
3
4
5
6
7
8

Luminaria empotrable de 16 led, realizada en acero inoxidable y difusor de cristal. Su alto índice de protección (IP54) le confiere una alta resistencia contra situaciones meteorológicas adversas.

16-LED recessed stainless steel fixture with a glass diffuser. Its high protection rating (IP54) ensures its high resistance in adverse weather conditions.

Luminaire encastrable de 16 LED, en acier inoxydable et diffuseur en verre. Son degré de protection élevé (IP54) lui confère une haute résistance face à des conditions météorologiques adverses.

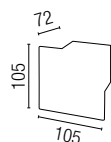
TOR-2

empotrable | downlight | encastrable

70609 MN Mat nickel | Níquel mate | Nickel mat

16 led	0,1W/led 8750 k	<input checked="" type="checkbox"/>	W 1,6
CRIS TRANS.	AC INOX		IP 54
	<input checked="" type="checkbox"/>		99 x 99 x 92

1/4





BETA

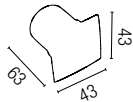
empotrable | downlight | encastrable

70599 **MN** Mat nickel | Níquel mate | Nickel mat

1 led 1w

AL AC INOX CRIS TRANSL. IP 67 1/6

39,5 x 60,5



DRIVER **46060**



KEENAN

superficie | surface | superficie

70547 **MN** Mat nickel | Níquel mate | Nickel mat

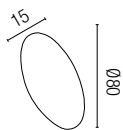
8 led 5MM 0,8w/led 21 LM - 6500K



uso exclusivo transformador ferromagnético
exclusive use with ferromagnetic transformer
utilisation exclusif avec ferromagnétique transformateur



AL CRIS TRANS. IP 68 1/1





led | led | led

1

2

3

4

5

6

7

8

Luminaria de led que destaca porque distribuye la luz a través de sus ranuras laterales.

LED fixture that stands out for its dual functionality as it can be recessed into both walls and floors. Distributes light through their side slots.

Luminaire LED avec double fonctionnalité: il peut être encastré dans un mur ou dans le sol. Il diffuse la lumière à travers ses rainures latérales.



Señalización
Signaling
Signalisation



Iluminación
Lighting
Eclairage



LED-18

empotrable | downlight | encastrable

71496 MN Mat nickel | Níquel mate | Nickel mat

71498 MN Mat nickel | Níquel mate | Nickel mat

1 led EDISON 3w/led 140-160 LM 6000k W 3 Ref. 71496

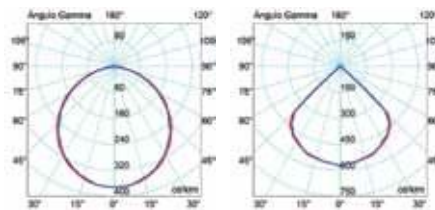
1 led EDISON 3w/led 140-160 LM 3000k W 3 Ref. 71498

NEW!

AC AL INY. CRIS TRANS. PC IP 67 1/1

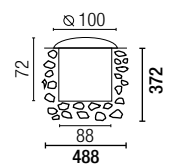
DRIVER IN IK 08 95 x 75 K 1000

DIFUSOR
DIFFUSEUR



Iluminación
Lighting
Eclairage

Señalización
Signaling
Signalisation



LED-18

empotrable | downlight | encastrable

71497 MN Mat nickel | Níquel mate | Nickel mat


71499 MN Mat nickel | Níquel mate | Nickel mat

1 led EDISON 3w/led 140-160 LM 6000k W 3 Ref. 71497

1 led EDISON 3w/led 140-160 LM 3000k W 3 Ref. 71499 **NEW!**

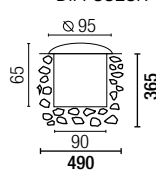
AC AL INY. CRIS TRANS. PC IP 67 1/1

DRIVER IN IK 08 92 x 92 x 80 K 1000 DIFUSOR
DIFFUSEUR



Iluminación
Lighting
Eclairage

Señalización
Signaling
Signalisation



Señalización
Signaling
Signalisation



Iluminación
Lighting
Eclairage



Señalización | Señalización | Señalización



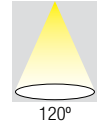
Iluminación | Iluminación | Iluminación

- led | led | led
- 1
- 2**
- 3
- 4
- 5
- 6
- 7
- 8



CROSBY cuadrado

empotrable | downlight | encastrable



70464 MN Mat nickel | Níquel mate | Nickel mat

3 led SMD 0,3w/led 15 LM 5750-6250K W 0,8

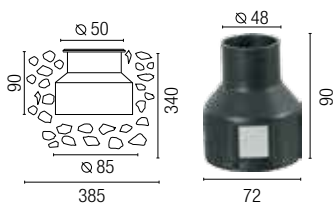
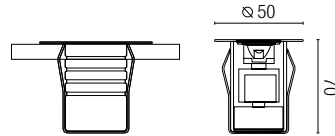
LUZ FRÍA
COLD LIGHT
LUMIERE FROID

70457 MN Mat nickel | Níquel mate | Nickel mat

3 led SMD 0,3w/led 13,7 LM 2750-3250K W 0,8

LUZ CÁLIDA
WARM LIGHT
LUMIERE CHARME **NEW!**

AC INOX 304 AL INY. CRIS TEMP. ABS IP 67 1/1
DRIVER IN 1400 Kg Ø44 IK 09



CROSBY redondo **NEW!**

empotrable | downlight | encastrable



70458 MN Mat nickel | Níquel mate | Nickel mat

3 led SMD 0,3w/led 15 LM 5750-6250K W 0,8

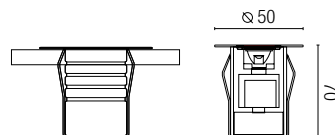
LUZ FRÍA
COLD LIGHT
LUMIERE FROID


70459 MN Mat nickel | Níquel mate | Nickel mat

3 led SMD 0,3w/led 13,7 LM 2750-3250K W 0,8

LUZ CÁLIDA
WARM LIGHT
LUMIERE CHARME

AC INOX 304 AL INY. CRIS TEMP. ABS IP 67 1/1
DRIVER IN 1400 Kg Ø44 IK 09





CURTIS

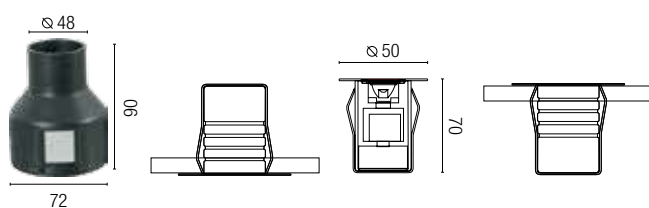
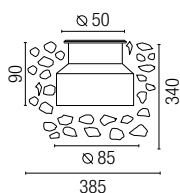

asimétrico | asymmetric | asymétrique

- 70462** MN Mat nickel | Níquel mate | Nickel mat
- 70463** MN Mat nickel | Níquel mate | Nickel mat

2750-3250K **NEW!**

5750-6250K

1 led	EPSTAR CHIP	3w/led 72,5 LM	✓	W 3,7		
AC INOX 316	AL INY.	CRIS TEMP	ABS	IP 67	F	1/1
DRIVER IN	✓	✓	Ø44	K 1400	IK 08	



led | led | led | led
1
2
3
4
5
6
7
8



LED-17

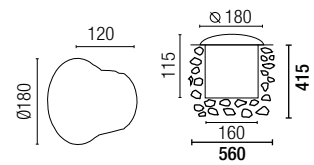

empotrable | downlight | encastrable

71493 MN Mat nickel | Níquel mate | Nickel mat

6 led EDISON 1 w/led - 329 LM 3000 k W 6

AC INOX CRIS TRANS. IP 67 F 1/1

DRIVER Ø180 2000 IK 05



LED-14

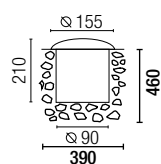

empotrable | downlight | encastrable

70543 MN Mat nickel | Níquel mate | Nickel mat

3 led CREE M3 1 w/led 130 LM 6000k W 3

AC INOX CRIS TRANS. IP 67 F 1/1

DRIVER 143 x 200 2500








led | led | led
1
2
3
4
5
6
7
8

LED-19 **NEW!**




empotrable | downlight | encastrable

70596 **MN** Mat nickel | Níquel mate | Nickel mat

3 led EDISON  1 w/led - 210 LM 3000 k  **w 3** DRIVER IN 

LUZ CÁLIDA
WARM LIGHT
LUMIERE CHARME

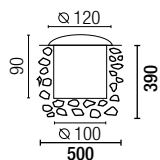
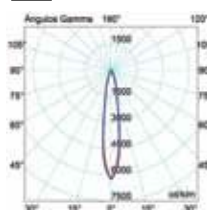
70597 **MN** Mat nickel | Níquel mate | Nickel mat

3 led EDISON  1 w/led - 270 LM 6000 k  **w 3** DRIVER IN 

LUZ FRÍA
COLD LIGHT
LUMIERE FROID

AL **CRIS** TRANS **PVC**  **IP** 67 **F**  1/1


 2000





KUIPER

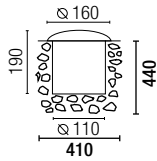
empotrable | downlight | encastrable

70548 G Grey | Gris | Gris

39 led  0,1w/led ✔ **W 3,9**
55 LM - 6500K

AL INY. CRIS TEMP IP 65 F  1/1


DRIVER IN ✔  154 x 100  100 **IK 08**





PROTEUS


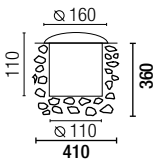
empotrable | downlight | encastrable

70549 G Grey | Gris | Gris

27 led  0,1w/led ✔ **W 2,7**
55 LM - 6500K

AL INY. CRIS TEMP IP 65 F  1/1

DRIVER ✔  154 x 100  100 **IK 08**



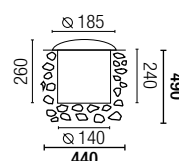



LED-13

empotrable | downlight | encastrable

70542 **MN** Mat nickel | Níquel mate | Nickel mat

49 led		0,1w/led	<input checked="" type="checkbox"/>	W 5
		67 LM - 6400-6500k		
AC INOX		CRIS TRANS.	PVC	
		IP 67		
	<input checked="" type="checkbox"/>		Ø140	
			2000	

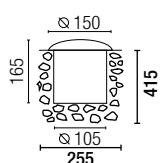



LED-15

empotrable | downlight | encastrable

70544 **G** Grey | Gris | Gris

28 led 5MM		0,08 W/led	<input checked="" type="checkbox"/>	W 4
		10 LM - 6000k		
AL INY.		IP 67		
		152 x 124		2500



- 1
- 2
- 3
- 4
- 5
- 6
- 7
- 8

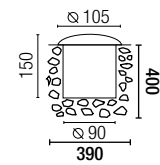



LED-16

empotrable | downlight | encastrable

70545 MN Mat nickel | Níquel mate | Nickel mat

15 led	0,125w/led - luz fria 27 LM - 6500k	✓ W 1,9
AC INOX	CRIS TRANS. PVC	IP 67
DRIVER ✓	105 x 140	1/4

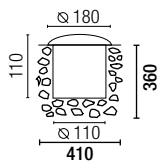


LED-10

empotrable | downlight | encastrable

70537 MN Mat nickel | Níquel mate | Nickel mat

36 led	0,07w/led 6000-6500k	✓ W 3,5
AC INOX	CRIS TRANS.	IP 65
DRIVER ✓	Ø110	800



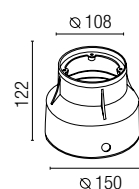
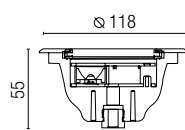
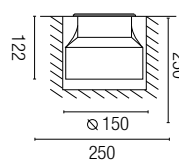
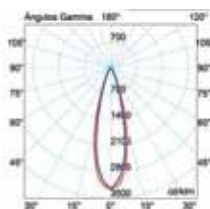


ARAL

empotrable | downlight | encastrable

70466 **MN** Mat nickel | Niquel mate | Nickel mat

3 led	1w/led - 118LM 4000-4500k	<input checked="" type="checkbox"/> W 3,8	DRIVER <input checked="" type="checkbox"/> 24 VDC	
AC INOX 316		CRIS TEMP	ABS	
	1860	IK 09	24VDC	

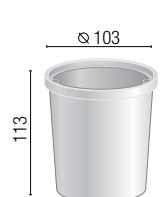
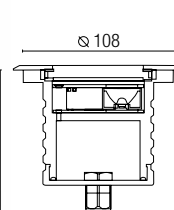
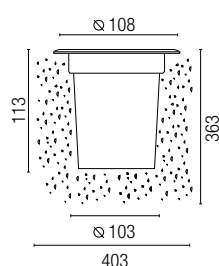
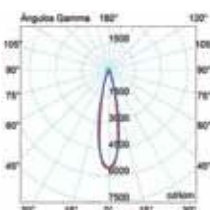


NYASA

empotrable | downlight | encastrable

70465 **IN** Inox | Stainless | Inox

3 led	1w/led 139 LM 4000-4500k	<input checked="" type="checkbox"/> W 4,4	DRIVER <input checked="" type="checkbox"/> IN	
AL INX	AC INOX 316		CRIS TEMP	ABS
	2000	IK 08		



led | led | led | led
1
2
3
4
5
6
7
8

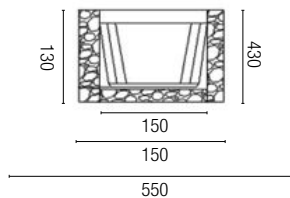
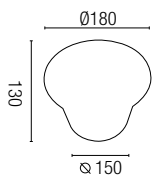


CRUBER-3 NEW!

empotrable | downlight | encastrable

70595 IN Inox | Stainless | Inox

9 led EDISON		1w/led - 540 LM 4000K	<input checked="" type="checkbox"/>	W 9	DRIVER 24 VDC	<input checked="" type="checkbox"/>	 25°
AC INOX		CRIS TEMP	ABS		IP 68		1/1
DRIVER	<input checked="" type="checkbox"/>		<input checked="" type="checkbox"/>	12VDC		1 m	1500 IK 08

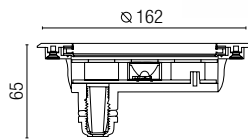
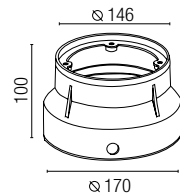
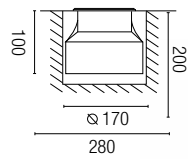
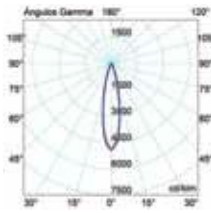


CRUBER-1 RGB

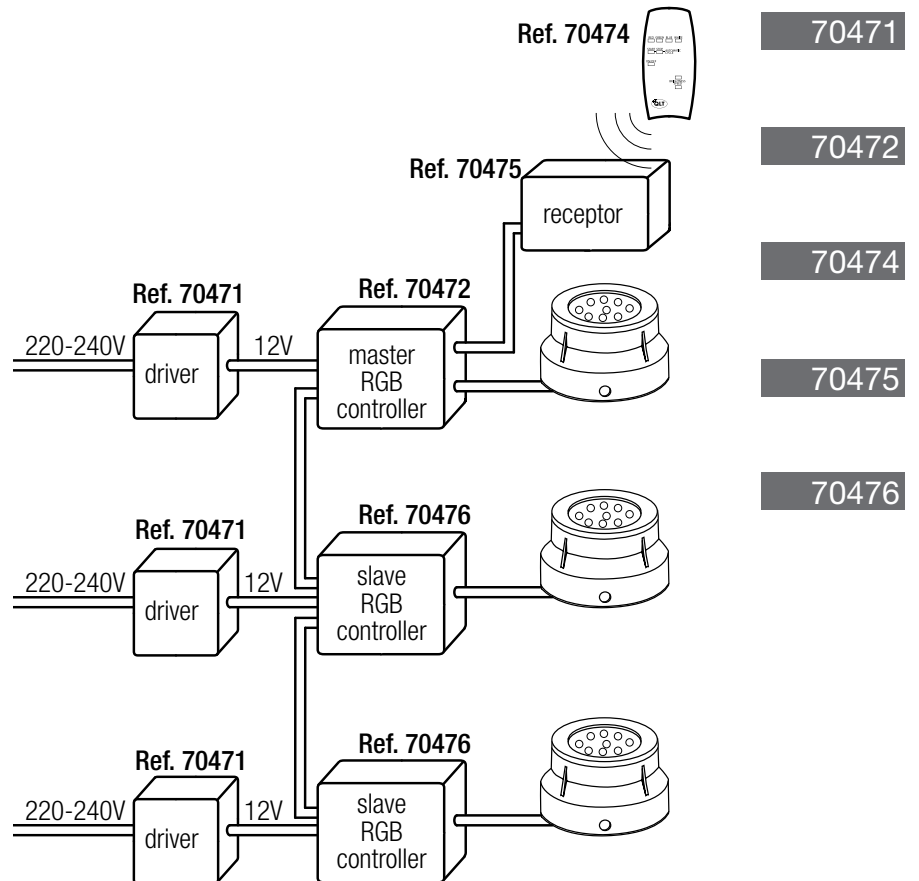
empotrable | downlight | encastrable

70467 MN Mat nickel | Níquel mate | Nickel mat

9 led EPISTAR CHIP	1w/led - 115 LM	✓	W 9,2	DRIVER 24 VDC	✗
AC INOX 316	CRIS TEMP	ABS	IP 68	1/1	
24VDC	1m	1130	IK 09		



INSTALACIÓN | INSTALLATION | INSTALLATION



- 1
- 2
- 3
- 4
- 5
- 6
- 7
- 8



19026 Blanco cálido | Warm white | Blanc charme

NEW!

60 led 0,8w/led 270 LM 2700-3000k W 4,8

PCB IP 44 1/1

DRIVER 1 mts



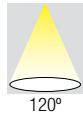
19027 Blanco cálido | Warm white | Blanc charme


NEW!

120 led 0,8w/led 540 LM 2700-3000k W 9,6


PCB IP 44 1/1

DRIVER 2 mts





led | led | led | led
1
2
3
4
5
6
7
8



tira de led exterior | outdoor led stripes | bandes de led extérieures

19020	Blanco cálido 2700-3200K	5mt	1207 LM	150 LED		1/1
19021	Blanco frío 6000-7000K	5mt	1522.5 LM	150 LED		1/1
19024	RGB	5mt	735 LM	150 LED		1/1

Datos técnicos: 30 led por metro; 0,2w/led



Equipo y accesorios no incluidos. Disponibles en pág. 154
Fácil instalación. Ver pág. 155.
Accessories and driver not included. Available on page 154
Easy installation. See page 155.
Equipo y accesorios no incluidos. Disponibles en pág. 154
Fácil instalación. Ver pág. 155.




FUENTE DE ALIMENTACIÓN para conectar la tira de led a la corriente. Dos modelos diferentes para tiras de led de 5 y 10 mts.


POWER SUPPLY allows you to connect led strip to power. Available for led 5 mts & 10 mts led strip.


SOURCE D'ALLIMENTATION pour connecter le bandeau de led au courant. Deux modèles différents pour bandeau de led de 5 et 10 mts.


19040 Para | For | Pour 5m. 100-240 V AC
36w 3A 12V DC  1/1

19041 Para | For | Pour 10m. 100-240V AC
60W 5A 12VDC  1/1



19040 




19041 

EI MANDO A DISTANCIA le permite programar diferentes juegos de luces en las tiras de led RGB.


REMOTE CONTROL for RGB led strip allows you to set different lighting colour and intensity changing.

LA TÉLECOMMANDE permet de programmer différents jeux de lumière sur les bandeaux de led RGB.


19044 Monocolor  1/1

19045  RGB  1/1



19044 





19045 

Para unir dos tiras de led utilice los **AMPLIFICADORES** y podrá cubrir una mayor superficie.


With the **AMPLIFIER** you can join two led strip to cover wider surface.

Pour unir deux bandeaux de led, utiliser les **AMPLIFICATEURS** et l'on pourra couvrir une plus grande superficie.


19042 Monocolor 12V AC 72W
6A 12 DC  1/1

19043  RGB 12V AC 120W
10A 12 DC  1/1



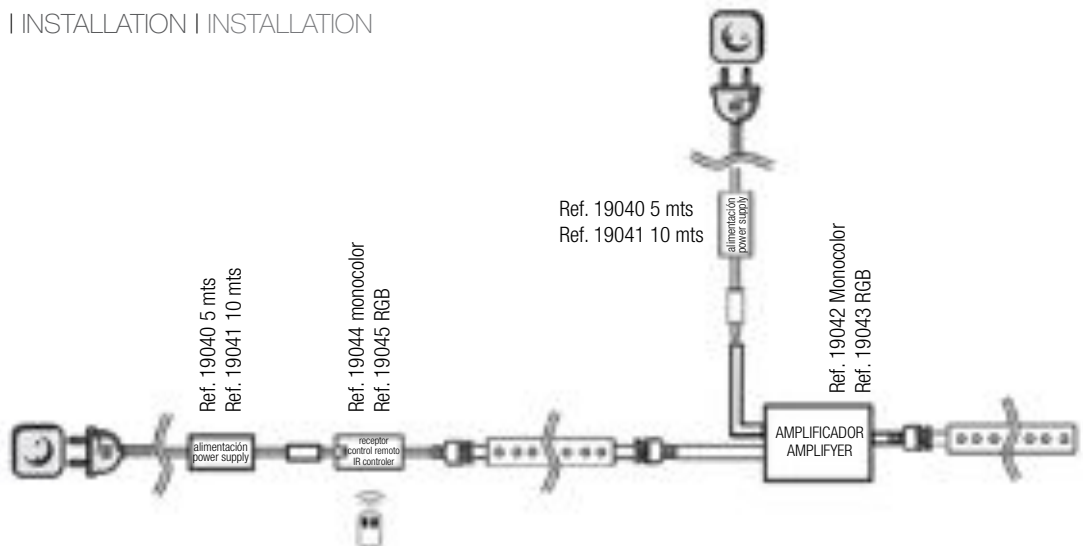
19042 




19043 

INSTALACIÓN | INSTALLATION | INSTALLATION

RGB
monocolor





Mediante su tira autoadhesiva se fijan en la superficie.
With its self adhesive strip the led strip will be properly fixed.
On peut les fixer en superficie à l'aide de bande autoadhésive.

Todas las versiones se pueden cortar.
All led strip can be cut.
On peut couper toutes les versions.



Los accesorios para las tiras LED de interior y exterior se unen fácilmente gracias a sus interconectores.
All Led accessories are easy to connect.
Les accessoires pour les bandeaux de LED d'intérieur et d'extérieur s'accrochent facilement grâce aux interconnecteurs.

OUTDOOR | EXTERIOR | EXTÉRIEUR

g r e e n i n n o v a t i o n





Empotrables | Downlights | Encastrables



LIO

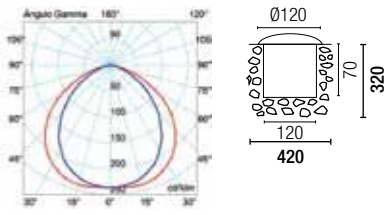
empotrable | downlight | encastrable

71495 MN Mat nickel | Níquel mate | Nickel mat

1 x GX 53 9w - 330 LM 4000K

AC INOX CRIS TRANS. IP 67 1/1

2000



TECNO-6

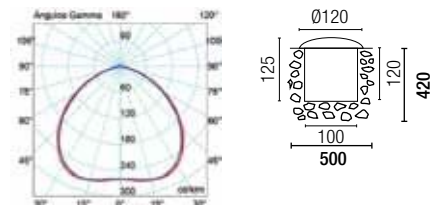
BAJO CONSUMO
empotrable | downlight | encastrable

71488 MN Mat nickel | Níquel mate | Nickel mat

1 x GU10 14030 máx. 11w 286 LM

AC INOX CRIS TRANS. IP 67 1/1

IK 08



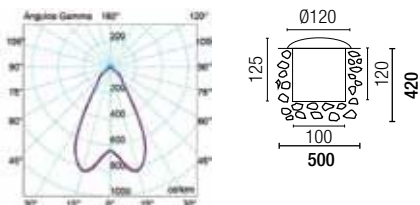
TECNO-6

HALOGENA
empotrable | downlight | encastrable

71489 MN Mat nickel | Níquel mate | Nickel mat

1 x GU10 máx. 50w

AC INOX CRIS TRANS. IP 67 1/1





TECNO-7

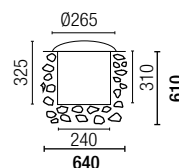

empotrable | downlight | encastrable

71492 MN Mat nickel | Níquel mate | Nickel mat

1L x G12 HQI 35/70/150w

AC INOX AL INY CRIS TRANS. IP 67 1/1

IK 08 ANTIDESLUMBRANTE
ANTI GLARE
ANTIREFLET 2000



empotrables | downlights | encastrables

1
2
3
4
5
6
7
8

TECNO-8 NEW!

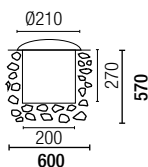
empotrable | downlight | encastrable

71506 MN Mat nickel | Níquel mate | Nickel mat

1 x QR111 máx. 50w 1 x QR111 LED 6 14179 2w 60° 3800k-4200k

AC INOX AL INY CRIS TRANS. IP 67 1/1

2000 IK 08





TECNO-4

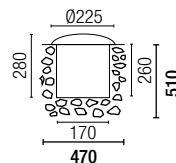

empotrable | downlight | encastrable

71486 MN Mat nickel | Níquel mate | Nickel mat

1 x RX7s HQI 70w

AL INY. AC INOX CRIS TRANS. IP 67

vossloh-schwabe



TECNO-3

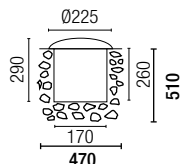

empotrable asimétrico | asymmetric downlight | encastrable asimétrique

71485 MN Mat nickel | Níquel mate | Nickel mat

1 x RX7s HQI 70w

AL INY. AC INOX CRIS TRANS. IP 67

vossloh-schwabe





- empotrables | downlights | encastrables
- 1
- 2
- 3**
- 4
- 5
- 6
- 7
- 8

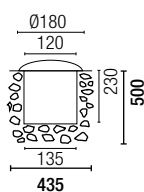

TECNO-1

empotrable | downlight | encastrable

71483 MN Mat nickel | Níquel mate | Nickel mat

1 x E27		máx. 60w			1 x E27	15w	
					16466	5000k	
AL INY.	AC INOX	CRIS TRANS.		IP 67			1/1



2000



MYSORE

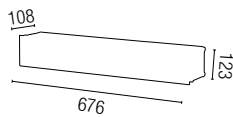

empotrable | downlight | encastrable

71476 **MN** Mat nickel | Níquel mate | Nickel mat

1L T5 G5  24w 

AL INY. AC INOX  CRIS TRANS.  IP 67   1/1

     674 x 100 x 115  2000 **IK 08**



ESCA

empotrable | downlight | encastrable

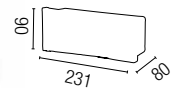
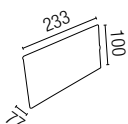
71480 **W** White | Blanco | Blanc

71481 **B** Black | Negro | Noir

1 x E27  máx. 40w   1 x E27  11w 16501 5000k 

MET CRIS TRANSL.  IP 44   2/8

 71482   230 x 89



PVC  **71482** 



LISO

empotrable | downlight | encastrable

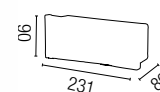
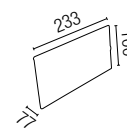
71490 **W** White | Blanco | Blanc

71491 **B** Balck | Negro | Noir

1 x E27 máx. 40w 1 x E27 11w
16501 5000k

PVC CRIS TRANS. IP 44 2/8

71482 230 x 89



PVC IP 44 **71482**

METRIC

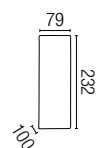
empotrable | downlight | encastrable

71375 **G** Grey | Gris | Gris

1 x G9 máx. 40w

AL INY. CRIS TRANS. IP 65 1/6

75 x 220 x 100



empotrables | downlights | encastrables

- 1
- 2
- 3
- 4
- 5
- 6
- 7
- 8

OUTDOOR | EXTERIOR | EXTÉRIEUR

g r e e n i n n o v a t i o n





Apliques | Wall lamps | Appliques



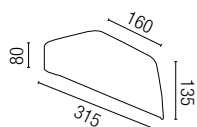
FUTURE **NEW!**

aplique+bañador de pared | wall lamp+wall washer | applique+lèche mur

71516 **W** Mat white Blanco mate | Blanc mat

71517 **DG** Dark grey | Gris oscuro | Gris foncé

	 1 x E27	 20w 16467 5000k 
PC	 IP 44	  1/1





Aplique, de diseño propio, con doble funcionalidad: aplique y bañador de pared. Future está disponible en negro, blanco y gris oscuro y destaca por sus líneas modernas.

The proprietary design fixture has a dual functionality as wall fixture and wall washer. Future is available in black, white and dark gray; it has a striking, modern design.

Applique au design unique avec double fonctionnalité : applique et lumière d'ambiance. Future est disponible en noir, blanc et gris anthracite, et se distingue par ses lignes modernes.

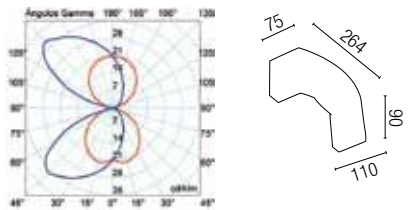


ÁNCORA

applique | wall lamp | applique

74401 **DG** Dark grey | Gris oscuro | Gris foncé

		1 x E27		20w	
			16467	5000k	
AL INY.	PC OPAL		IP 44		1/1



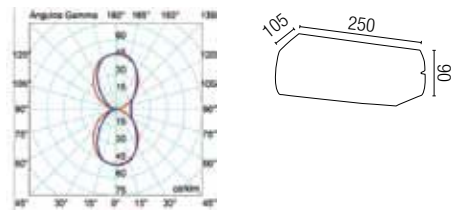
DRAGMA

applique | wall lamp | applique

designed by faro

71362 **DG** Dark grey | Gris oscuro | Gris foncé

	1 x G24q-2		18w	
		15907	5000k	
AL INY.	CRIS TRANSL.		IP 65	
	magnético			





1
2
3
4
5
6
7
8

PROA

aplique-bañador de pared | wall lamp-wall washer | applique-lèche-mur


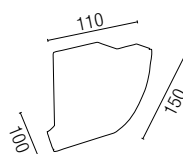

74400 **DG** Dark grey | Gris oscuro | Gris foncé

1 x GU10		máx. 35w	<input checked="" type="checkbox"/>		1 x GU10	14030	11w	5000k	<input checked="" type="checkbox"/>	1 x GU10	LED	14160	3w	6000k	<input checked="" type="checkbox"/>
----------	--	----------	-------------------------------------	--	----------	-------	-----	-------	-------------------------------------	----------	-----	-------	----	-------	-------------------------------------

AL INY.	CRIS TRANS		IP 44			1/1
------------	---------------	--	----------	--	--	-----



designed by
faro



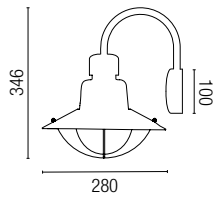
NEWPORT **NEW!**

applique | wall lamp | applique

designed by
faro

- 71151** **W** White | Blanco | Blanc
- 71152** **GR** Green | Verde | Verte
- 71153** **BU** Bordeaux | Burdeos | Bourgogne

1 x E27		máx. 60w			1 x E27		15w	
						16466	5000k	
MET	CRIS OPAL		IP 44			1/1		





Newport es inspiración en épocas pasadas. Nos propone un retorno a los objetos auténticos y entrañables de principios de siglo.

Newport is an inspiration from the past. With a desire to return to the classical shapes and design.

Newport s'inspire d'époques passées. Ce modèle nous propose un retour aux objets authentiques et émouvants du début du siècle.



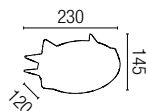
TESCO-1

applique | wall lamp | applique

- 71005** **W** White | Blanco | Blanc
- 71006** **DG** Dark grey | Gris oscuro | Gris foncé

1 x E27		máx. 60w			1 x E27		11w	16590	5000k	
---------	--	----------	--	--	---------	--	-----	-------	-------	--

AL INY.	CRIS TRANSL.		IP 54			1/6
------------	-----------------	--	----------	--	--	-----



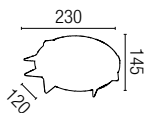
TESCO-2

applique | wall lamp | applique

- 71007** **W** White | Blanco | Blanc
- 71008** **DG** Dark grey | Gris oscuro | Gris foncé

1 x E27		máx. 60w			1 x E27		11w	16590	5000k	
---------	--	----------	--	--	---------	--	-----	-------	-------	--

AL INY.	CRIS TRANSL.		IP 54			1/6
------------	-----------------	--	----------	--	--	-----





Aplique, de diseño propio, disponible en dos acabados, blanco y gris oscuro, y con dos diseños distintos. Está realizado en aluminio inyectado y difusor de cristal.

Proprietary design wall fixture, available in two finishes, white and dark gray, and with two different designs. Cast aluminum with a glass diffuser.

Applique au design unique disponible en deux finitions, blanc et gris anthracite, et en deux designs différents. Elle est fabriquée en aluminium injecté et le diffuseur est en verre.



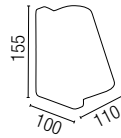
BOSS

applique | wall lamp | applique

70725 **DG** Dark grey | Gris oscuro | Gris foncé

1 x GU10 máx. 50w 1 x GU10 14030 11w 5000k - 200LM

AL INY. CRIS TRANS. IP 44 1/1



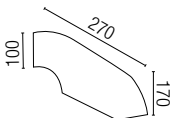
CAPRI **NEW!**

applique | wall lamp | applique

70565 **DG** Dark grey | Gris oscuro | Gris foncé

1 x E27 16466 15w 5000k

AL INY. CRIS TEMP IP 44 1/1





Capri es una luminaria de pared de cuidado diseño y realizada en aluminio inyectado y difusor de cristal templado. Está pensada para su uso exclusivo en bajo consumo.

Capri is a carefully designed wall fixture made of aluminum alloy; it includes a tempered glass diffuser. It is designed exclusively for low power consumption.

Capri est une applique murale au design très soigné en aluminium injecté avec le diffuseur en verre trempé. Conçue pour une utilisation exclusive en basse consommation.

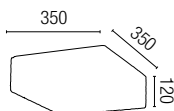
RATTAN-1

plafón | ceiling lamp | plafond



designed by
faro

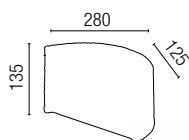
71202 **DB** Dark brown | Marrón oscuro | Brun foncé



RATTAN-2


applique | wall lamp | applique

71203 **DB** Dark brown | Marrón oscuro | Brun foncé



designed by
faro





Serie realizada en rattan, un material ideal para zonas exteriores ya que es decorativo y ofrece una alta resistencia a condiciones meteorológicas adversas.

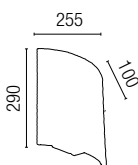
A series made with rattan, an ideal material for outdoor areas as it is decorative and provides high resistance to adverse weather conditions.

Gamme fabriquée en rotin, un matériau idéal pour les espaces extérieurs puisqu'il est décoratif mais offre également une haute résistance aux conditions météorologiques adverses.

RATTAN-3

applique | wall lamp | applique






71204 DB Dark brown | Marrón oscuro | Brun foncé




VERTEX

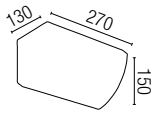
aplique | wall lamp | applique

70623 **DG** Dark grey | Gris oscuro | Gris foncé

 2 x PL G24q-3
 15906
 26w
 5000k 

 AL INY.
 CRIS TRANSL.
 IP 55
 F
 1/1

 HEP 



NELSON **NEW!**

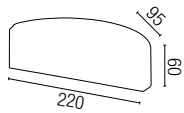
aplique | wall lamp | applique

70891 **DG** Dark grey | Gris oscuro | Gris foncé

 1 x G24d-1
 15903
 máx. 13w
  

 AL INY.
 CRIS TRANSL.
 IP 54
 F
 1/1









 ELECTRÓNICO 



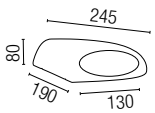
DIEPE **NEW!**

aplique | wall lamp | applique

72264 **DG** Dark grey | Gris oscuro | Gris foncé

   1 x E27
 16466
 15w
 5000k  

 AL INY.
 CRIS TRANSL.
 IP 44
 F
 1/1





apliques | wall lamps | appliques

- 1
- 2
- 3
- 4**
- 5
- 6
- 7
- 8

Aplique, realizado en aluminio inyectado y policarbonato. Pensado para uso exclusivo con lámparas de bajo consumo. Índice de protección 44 y clase II.

Diepe is a cast aluminum and polycarbonate fixture designed for exclusive use with energy-saving bulbs. IP44 and Class II protection.

Diepe est une applique en aluminium injecté et polycarbonate conçue pour un usage exclusif avec des ampoules de basse consommation. Degré de protection 44 et classe II.

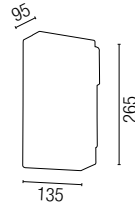


ADYAR **NEW!**

applique | wall lamp | applique

70890 **DG** Dark grey | Gris oscuro | Gris foncé

1 x E27	máx. 60w			1 x E27	20w	
					16593	5000k
AL INY.	PC OPAL		IP 54			1/1



ABRES **NEW!**

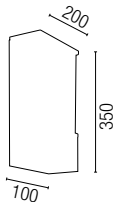
applique | wall lamp | applique

70688 **DG** Dark grey | Gris oscuro | Gris foncé

1 x E27	máx. 60w			1 x E27	20w	
					16467	5000k

AL INY.	PC OPAL		IP 44			1/1
---------	---------	--	-------	--	--	-----

2 x 16A-250V





Luminaria de pared de cuidado diseño y grandes dimensiones, realizada en aluminio inyectado y con difusor de policarbonato. Incorpora dos enchufes en su parte inferior.

Carefully designed and large wall fixture, made with cast aluminum and featuring a polycarbonate diffuser. Includes two plugs at the bottom.

Applique murale au design très soigné et de grande dimension, en aluminium injecté et avec un diffuseur en polycarbonate. Elle comprend deux prises sur sa partie inférieure.



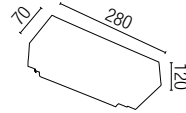
WEST-1

applique | wall lamp | applique

70888 **DG** Dark grey | Gris oscuro | Gris foncé

1 x E27 máx. 100w 1 x 4U E27 15w 16466 5000k

AL INY. CRIS TRANSL. IP 54 1/1



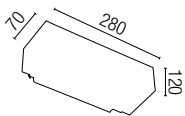
WEST-2

applique | wall lamp | applique

70899 **DG** Dark grey | Gris oscuro | Gris foncé

1 x E27 máx. 100w 1 x 4U E27 15w 16466 5000k

AL INY. CRIS TRANSL. IP 54 1/1





1
2
3
4
5
6
7
8

Aplique de aluminio inyectado que incorpora tres difusores de cristal templado a través de los cuales se proyecta la luz. Su alto índice de protección (IP54) le confiere una alta resistencia ante situaciones meteorológicas adversas.

Cast aluminum wall fixture with three tempered glass diffusers through which light is projected. Its high protection rating (IP54) gives it high resistance in adverse weather conditions.

Aplique en aluminium injecté qui comprend trois diffuseurs en verre trempé à travers lesquels la lumière est diffusée. Son degré de protection élevé (IP54) lui confère une haute résistance face à des conditions météorologiques adverses.

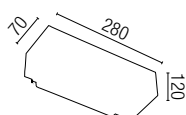
NATRON

applique | wall lamp | applique

70887 **DG** Dark grey | Gris oscuro | Gris foncé

1 x E27 máx. 100w 1 x 4U E27 20w 16467 5000k

AL INY. CRIS TRANSL. IP 54 1/1



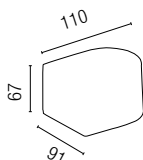


ION-1

applique | wall lamp | applique

71384 MN Mat nickel | Níquel mate | Nickel mat

	1 x GX53	14041	9w 5000k					
AC INOX		CRIS TRANS.		IP 44			1/2	

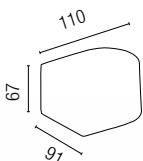


ION-2

applique | wall lamp | applique

71385 MN Mat nickel | Níquel mate | Nickel mat

	2 x GX53	14041	9w 5000k					
AC INOX		CRIS TRANS.		IP 44			1/2	



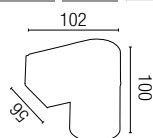


NUPO

applique | wall lamp | applique

- 70809** G Grey | Gris | Gris
- 70810** DG Mat nickel | Níquel mate | Nickel mat

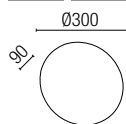
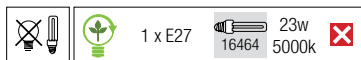
		1 x GU10 led CREE		14161	11w	3000-35000k		
		1 x GU10		14030	11w	5000k		
AL /INY.		IP 54	F		1/2			



DUERO-1

applique | wall lamp | applique

71232 **B** Black | Negro | Noir



acesorio | accessorie | accessoire

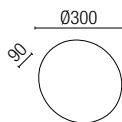
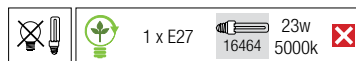
71237 **X**



DUERO-2

applique | wall lamp | applique

71233 **B** Black | Negro | Noir



acesorio | accessorie | accessoire

71237 **X**

ACCESORIO

accessorie | accessoire

71237 **B** Black | Negro | Noir

Adaptador para | Adapter For | Adaptateur pour:
Ref. 71232, 71233, 71234, 71235, 71236





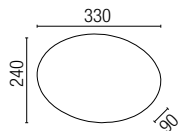
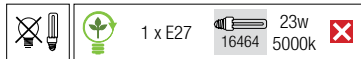
Aplique de exterior pensado para poder ser integrado en cualquier tipo de ambiente. Con accesorio, no incluido, para permitir su movilidad en la pared.

Outdoor fixture designed to fit into any environment. Accessory available (not included) to allow for greater adjustability on the wall.

Applique extérieure conçue pour pouvoir être intégrée à tous types d'ambiances. Elle peut être installée avec un accessoire (vendu séparément) qui lui confère une plus grande mobilité sur le mur.

ARNO-1

applique | wall lamp | applique

71234 **B** Black | Negro | Noir

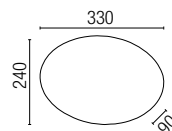
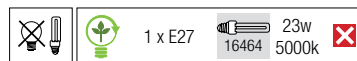
acessorio | accessorie | accessoire

71237



ARNO-3

applique | wall lamp | applique

71236 **B** Black | Negro | Noir

acessorio | accessorie | accessoire

71237

ACCESORIO

accessorie | accessoire

71237 **B** Black | Negro | NoirAdaptador para | Adapter For | Adaptateur pour:
Ref. 71232, 71233, 71234, 71235, 71236



Aplique de formas redondas, disponible en tres tipos de diseño distintos. Permite instalarse con un accesorio, no incluido, que le confiere mayor movilidad en la pared.

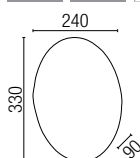
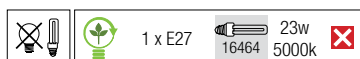
Rounded fixture available in three different design types. May be installed with an accessory, not included, which gives it greater adjustability on the wall.

Aplique aux formes arrondies, disponible en trois designs différents. Elle peut être installée avec un accessoire (vendu séparément) qui lui confère une plus grande mobilité sur le mur.

ARNO-2

applique | wall lamp | applique

71235 **B** Black | Negro | Noir



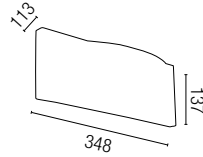


MOL-1

applique | wall lamp | applique

70720 **DG** Dark grey | Gris oscuro | Gris foncé

	1 x E27	11w 16161 2700k
AL INV.	PC OPAL	
	IP 44	
		1/1

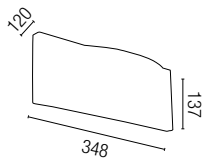


MOL-2

applique | wall lamp | applique

70721 **DG** Dark grey | Gris oscuro | Gris foncé

	1 x E27	11w 16161 2700k
AL INV.	PC OPAL	
	IP 44	
		1/1

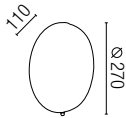


GABÓN

aplique/plafón | wall lamp/ceiling lamp | applique/plafond

70716 **G** Grey | Gris | Gris

1 x E27	máx. 60w	<input checked="" type="checkbox"/>		1 x mini 3U E27	16132	13w	2700k	<input checked="" type="checkbox"/>
AL INY.	PVC OPAL		IP 44			1/1		



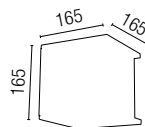
KUBICK

aplique | wall lamp | applique

70689 **DG** Dark grey | Gris oscuro | Gris foncé

70715 **G** Grey | Gris | Gris

1 x E27	máx. 60w	<input checked="" type="checkbox"/>		1 x 4 E27	16466	15w	5000K	<input checked="" type="checkbox"/>
AL INY.	PVC OPAL		IP 44			1/1		



NEW!

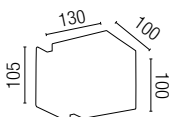
1
2
3
4
5
6
7
8

RIDA

aplique | wall lamp | applique

71386 **MN** Mat nickel | Níquel mate | Nickel mat

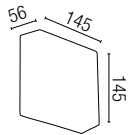
1 x G9	máx. 25w	<input checked="" type="checkbox"/>		1 x G9	13027	9w	2700k	<input checked="" type="checkbox"/>
AC	PVC OPAL		IP 44			1/1		



MOSCO

applique | wall lamp | applique

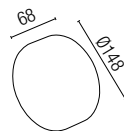
70681 **G** Grey | Gris | Gris



POLAR

applique | wall lamp | applique

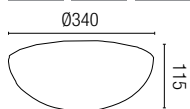
70680 **G** Grey | Gris | Gris



DAKYU

plafón | ceiling lamp | plafond

70719 **W** White | Blanco | Blanc



YEN

applique | wall lamp | applique

70690 **G** Grey | Gris | Gris

1 x E27		máx. 60w			1 x E27		20w	
						16467	5000k	

AL	PC OPAL		IP 54			1/1
----	---------	--	-------	--	--	-----

Ø275



1
2
3
4
5
6
7
8



DAKRON

plafón | ceiling lamp | plafond

70722 **w** White | Blanco | Blanc

1 x E27		máx. 40w			1 x E27		20w	
						16467	5000k	

ABS	PC OPAL		IP 65			1/1
-----	---------	--	-------	--	--	-----

Ø270

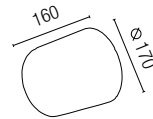


GRUTA

applique | wall lamp | applique

70807 **DG** Dark grey | Gris oscuro | Gris foncé

1 x E27		máx. 100w			1 x E27		15w		
						16466	5000k		
AL INY.	CRIS T. TRANS.		IP 54			1/1			



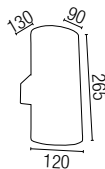
PISTÓN

applique | wall lamp | applique

70808 **G** Grey | Gris | Gris

2 x GU10		máx. 50w			2 LED x 2w		3 LM		
						14164	5000-6000k		
					2 x GU10		11w		
						14030	5000k		

AL INY.	CRIS TRANS.		IP 44			1/1			
---------	-------------	--	-------	--	--	-----	--	--	--

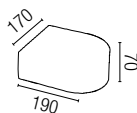


LEY

applique | wall lamp | applique

71370 **B** Black | Negro | Noir

1 x G9		máx. 40w							
AL INY.	CRIS TRANSL.		IP 44			1/8			







LATINA

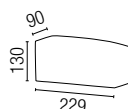
applique | wall lamp | applique

70694 **DG** Dark grey | Gris oscuro | Gris foncé

1 x G24d-3  26w 

AL **CRIS**  **IP** **65**   1/4

EQ magnético 





DIDOT

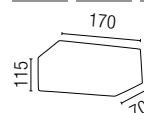
applique | wall lamp | applique

71368 **G** Grey | Gris | Gris

71369 **B** Black | Negro | Noir

1 x R7s JP78  máx. 100w 

AL **CRIS**  **IP** **44**   1/4



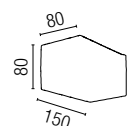
RUBYK

applique | wall lamp | applique

71373 **DG** Dark grey | Gris oscuro | Gris foncé

1 x G9  máx. 40w 

AL **INY.** **CRIS** **OPT.**  **IP** **65**   1/6





LACRE

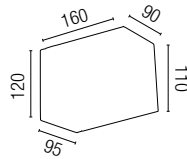
applique | wall lamp | applique

70802 DG Dark grey | Gris oscuro | Gris foncé

70803 G Grey | Gris | Gris

1 x E27	max. 100w	<input checked="" type="checkbox"/>	1 x E27	15w	5000k	<input checked="" type="checkbox"/>
			16498			

AL INY.	CRIS TRANS.	<input checked="" type="checkbox"/>	IP 54	F	1/1
---------	-------------	-------------------------------------	-------	---	-----




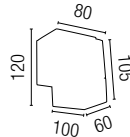
MARA-1

applique | wall lamp | applique

71378 G Grey | Gris | Gris

1 x GU10	9w	2700K	<input checked="" type="checkbox"/>
	14036		

AL	CRIS TRANS.	<input checked="" type="checkbox"/>	IP 44	F	1/2
----	-------------	-------------------------------------	-------	---	-----



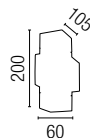
MARA-2

applique | wall lamp | applique

71379 G Grey | Gris | Gris

2 x GU10	9w	5000K	<input checked="" type="checkbox"/>
	14036		

AL	CRIS TRANS.	<input checked="" type="checkbox"/>	IP 44	F	1/2
----	-------------	-------------------------------------	-------	---	-----





Aplique realizado en aluminio inyectado que emite luz tanto hacia arriba como hacia abajo. Es de reducidas dimensiones y tiene un alto índice de protección (IP54).

Cast aluminum wall fixture that shines both up and down. It is small and boasts a high protection rating (IP54).



Applique en aluminium injecté qui diffuse la lumière aussi bien vers le haut que vers le bas. Elle est de dimensions réduites et son degré de protection est élevé (IP54).

LAMA

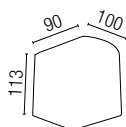
applique | wall lamp | applique

70804 **DG** Dark grey | Gris oscuro | Gris foncé

70805 **G** Grey | Gris | Gris

1 x G9  máx. 40w 

AL INY. CRIS TRANS.  IP 54   1/1





FEDON • NEGUS • BONN



FEDON

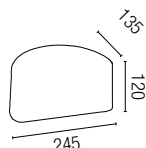
applique | wall lamp | applique

70713 **MN** Mat nickel | Níquel mate | Nickel mat

70714 **B** Black | Negro | Noir

1 x E27 máx. 60w 1 x E27 20w 5000k

AC INOX PVC OPAL IP 54 1/1



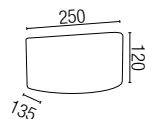
NEGUS

applique | wall lamp | applique

70696 **G** Grey | Gris | Gris

1 x E27 máx. 60w 1 x E27 20w 5000k

AL PC OPAL IP 54 1/4



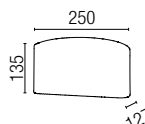
BONN-2

applique | wall lamp | applique

70697 **DG** Dark grey | Gris oscuro | Gris foncé

1 x E27 máx. 100w 1 x E27 20w 5000k

AL PVC IP 44 1/4







BONN

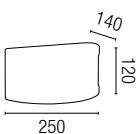
applique | wall lamp | applique

70702 **DG** Dark grey | Gris oscuro | Gris foncé

1 x G24 d3  26w 

AL PVC  IP 44   1/4 

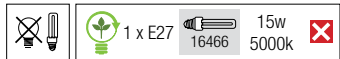
 



DORVAL-1

applique | wall lamp | applique

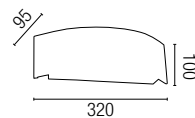
72260 MN Mat nickel | Níquel mate | Nickel mat



DORVAL-2

applique | wall lamp | applique

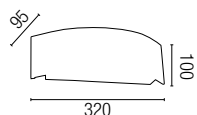
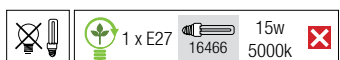
72261 MN Mat nickel | Níquel mate | Nickel mat



DORVAL-3

applique | wall lamp | applique

72262 MN Mat nickel | Níquel mate | Nickel mat





apliques | wall lamps | appliques

1
2
3
4
5
6
7
8

Dorval es una serie formada por tres apliques, de distinto diseño, ideal tanto para ambiente modernos como clásicos.

Dorval is a series consisting of three fixtures, featuring different designs, ideal for both modern and classic atmospheres.

Dorval est une gamme composée de trois appliques de design différents idéales aussi bien pour les ambiances modernes que classiques.



FENES-1

applique | wall lamp | applique

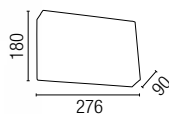
72004 **DG** Dark grey | Gris oscuro | Gris foncé

72014 **G** Grey | Gris | Gris

1 x G24 d-3 15905 26w 5000k

AL INY. PC OPAL IP 54 F 1/1

EQ magnético ✓



FENES-2

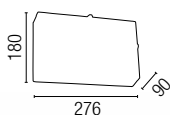
applique | wall lamp | applique

72005 **DG** Dark grey | Gris oscuro | Gris foncé

1 x G24 d-3 15905 26w 5000k

AL INY. PC OPAL IP 54 F 1/1

EQ magnético ✓



OBLO-1P

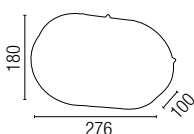
applique | wall lamp | applique

72006 **DG** Dark grey | Gris oscuro | Gris foncé

1 x G24 d-3 15905 26w 5000k

AL INY. PC OPAL IP 54 F 1/1

EQ magnético



OBLO-1G

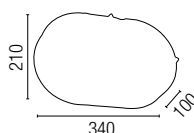
applique | wall lamp | applique

72007 **DG** Dark grey | Gris oscuro | Gris foncé

2 x G24 d-3 15905 26w 5000k

AL INY. PC OPAL IP 54 F 1/1

EQ magnético



OBLO-2G

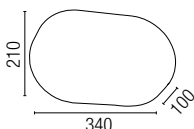
applique | wall lamp | applique

72009 **DG** Dark grey | Gris oscuro | Gris foncé

2 x G24 d-3 15905 26w 5000k

AL INY. PC OPAL IP 54 F 1/1

EQ magnético



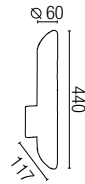


OVA

applique | wall lamp | applique

72256 G Grey | Gris | Gris

	1 x E27		15w	
		16466	5000k	
AL INY.	PVC		IP 56	
				1/9

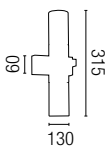


KUNA-2

applique | wall lamp | applique

71377 G Grey | Gris | Gris

	2 x E27		11w	
		16290	5000K	
AL	CRIS OPAL		IP 44	
				1/2





Original aplique de exterior, realizado en aluminio y con difusor de cristal. Disponible en dos diseños: con un solo cilindro o con doble cilindro para iluminar hacia arriba y hacia abajo.

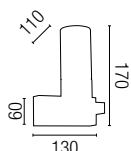
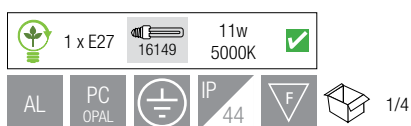
Original outdoor aluminum wall fixture, featuring a glass diffuser. Available in two designs: with a single cylinder or double cylinder to shine up and down.

Applique originale pour l'extérieur, fabriquée en aluminium avec diffuseur en verre. Deux designs disponibles: un seul cylindre ou deux cylindres, pour éclairer vers le haut et vers le bas.

KUNA-1

aplique | wall lamp | applique

71376 G Grey | Gris | Gris





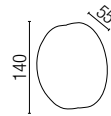
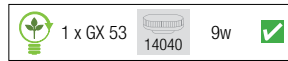
CIRCLE • CITY



CIRCLE-2

applique | wall lamp | applique

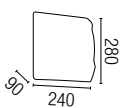
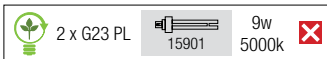
70692 **DG** Dark grey | Gris oscuro | Gris foncé



CITY

applique | wall lamp | applique

70701 **DG** Dark grey | Gris oscuro | Gris foncé





1
2
3
4
5
6
7
8

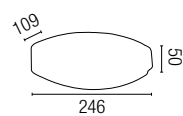
MAIPU

applique | wall lamp | applique

72027 **B** Black | Negro | Noir

1 x G23 PL  9w 5000k  magnético

PVC  IP 44   1/4





STEEL-2

applique | wall lamp | applique

72236 MN Mat nickel | Níquel mate | Nickel mat

72242 MN Mat nickel | Níquel mate | Nickel mat

1 x E27 máx. 60w 1 x E27 15605 13w 5000k

AC INOX PVC OPAL IP 44



1/4

PIR

1/6



STEEL-5

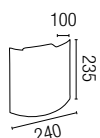
applique | wall lamp | applique

72239 MN Mat nickel | Níquel mate | Nickel mat

72243 MN Mat nickel | Níquel mate | Nickel mat

1 x E27 máx. 60w 1 x E27 16466 15w 5000k

AC INOX PC OPAL IP 44



1/4

PIR 1/6





Luminaria, de diseño propio, que destaca por su acertada combinación de materiales: acero inoxidable y madera. Adecuada para su uso con lámparas de bajo consumo.

Luminaire noted for its successful combination of materials: stainless steel and wood. Suitable for use with energy-saving bulbs.

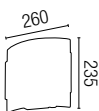
Luminaire qui se caractérise par son association osée de deux matériaux: l'acier inoxydable et le bois. Adéquat pour une utilisation avec des ampoules basse consommation.

STEEL-2 madera

applique | wall lamp | applique

72244 MN Mat nickel | Níquel mate | Nickel mat

1 x E27		máx. 60w			1 x E27		15w	
						16466	5000k	
AC INOX		MAD	PC OPAL		IP 44		F	



designed by
faro

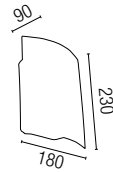


MAYA-2

applique | wall lamp | applique

72248 MN Mat nickel | Níquel mate | Nickel mat

1 x E27	máx. 40w	<input checked="" type="checkbox"/>	1 x E27	15w	<input checked="" type="checkbox"/>
			16466	5000k	
AC INOX	PC OPAL	IP 23	F	1/4	

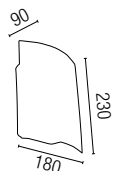


MAYA-1

applique | wall lamp | applique

72247 MN Mat nickel | Níquel mate | Nickel mat

1 x E27	máx. 40w	<input checked="" type="checkbox"/>	1 x E27	15w	<input checked="" type="checkbox"/>
			16466	5000k	
AC INOX	PC OPAL	IP 23	F	1/4	





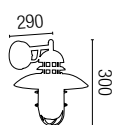
- 1
- 2
- 3
- 4
- 5
- 6
- 7
- 8

DRIZA

applique | wall lamp | applique

71148 MN Mat nickel | Níquel mate | Nickel mat

1 x E27	máx. 60w	<input checked="" type="checkbox"/>	1 x E27	16620	11w	5000k	<input checked="" type="checkbox"/>
AC INOX	PVC TRANS.	IP 44	F	1/4			





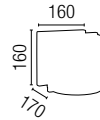
DELTA-P

applique | wall lamp | applique

70699 **DG** Dark grey | Gris oscuro | Gris foncé

1 x E27 máx. 60w 1 x E27 16466 15w 5000k

AL INY. PC TRANS. IP 44 1/4



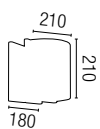
DELTA-G

applique | wall lamp | applique

70700 **DG** Dark grey | Gris oscuro | Gris foncé

1 x E27 máx. 75w 1 x E27 16466 15w 5000k

AL INY. PVC TRANS. IP 54 1/4





Myra es un aplique de cuidado diseño que emite luz tanto hacia arriba como hacia abajo y permite una rotación casi total (320°) gracias al eje móvil que lo sostiene.



Myra is a carefully designed fixture that shines both up and down and rotates almost completely (320°) thanks to the movable shaft that supports it.

Myra est une applique au design soigné qui diffuse la lumière aussi bien vers le haut que vers le bas et permet une rotation presque totale (320°) grâce son axe de fixation mobile.

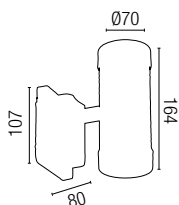
MYRA

applique | wall lamp | applique

72250 **G** Grey | Gris | Gris

2 x GU10  máx. 50w 

AL INY. CRIS TRANS.  IP 55   1/2





OSMIO

applique | wall lamp | applique

73164 **G** Grey | Gris | Gris

1 x GX 53 9w 14040 5000k

AL INY. CRIS TRANSL. IP 44 F  1/6



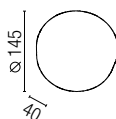
CRONOS-1

applique | wall lamp | applique

73153 **MN** Mat nickel | Niquel mate | Nickel mat

1 x G9 máx. 40w

AL INY.  CRIS TRANSL. IP 44 F  1/12



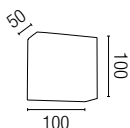
TALIO

applique | wall lamp | applique

73163 **G** Grey | Gris | Gris

1 x GX 53 9w 14040

AL INY. CRIS TRANSL. IP 44 F  1/6



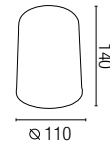


TASA

plafón | ceiling lamp | plafond

70806 **DG** Dark grey | Gris oscuro | Gris foncé

1 x PAR 30		máx. 75w				
AL INV.	CRIS TRANS.		IP 44			1/1



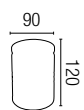
1 apliques | wall lamps | appliques
2
3
4
5
6
7
8

SET

plafón | ceiling lamp | plafond

68102 **DG** Dark grey | Gris oscuro | Gris foncé

	1 x GU10		14039	9w	5000K	
AL	CRIS TRANS.		IP 44			1/2





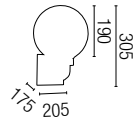
SPOT

applique | wall lamp | applique

72025 **B** Black | Negro | Noir

1 x E27 máx. 40w 1 x E27 16501 11w 5000k

PVC IP 43 F 1/4



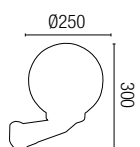
DORA

applique | wall lamp | applique

72026 **B** Black | Negro | Noir

1 x E27 16467 20w 5000k

PVC IP 44 F 1/1





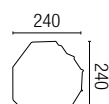
SETO-P / SETO-G

plafón | ceiling lamp | plafond

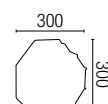
71433	R	Rust Marrón óxido Brun rouille	SETO-P
71436	B	Black Negro Noir	SETO-G

1 x E27 máx. 60w 1 x E27 15w 5000k

AL INY. CRIS TRANSL. IP 44 1/4



Ref. 71433



Ref. 71436



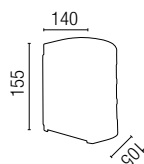
GRID

applique | wall lamp | applique

70717	DG	Dark grey Gris oscuro Gris foncé
--------------	-----------	--------------------------------------

1 x E27 12w 5000k

AL IP 44 1/1



1
2
3
4
5
6
7
8

MENTA

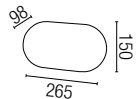
applique | wall lamp | applique

72080 **W** White | Blanco | Blanc

72081 **B** Black | Negro | Noir

1 x E27  máx. 60w   1 x E27  11w  16620 5000k

ABS     2/12



MIRTO

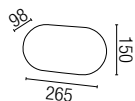
applique | wall lamp | applique

72070 **W** White | Blanco | Blanc

72071 **B** Black | Negro | Noir

1 x E27  máx. 60w   1 x E27  11w  16201 5000k

HIPP    2/12



ÓVALO

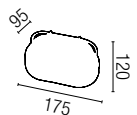
applique | wall lamp | applique

71000 **W** White | Blanco | Blanc

71001 **B** Black | Negro | Noir

1 x E27  máx. 60w   1 x E27  15w  16498 5000k

ABS TERM.     6/20





1
2
3
4
5
6
7
8



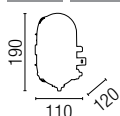
CRIPTA

applique | wall lamp | applique

71002	W	White Blanco Blanc
71003	B	Black Negro Noir
71004	G	Grey Gris Gris

1 x E27		máx. 60w			1 x E27		13w	
							16466	5000k

PVC	CRIS TRANSL.	MET		IP 44			1/12
------------	------------------------	------------	--	-----------------	--	--	------



SACO

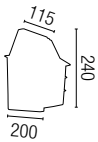
applique | wall lamp | applique

71410 **W** White | Blanco | Blanc

71411 **B** Black | Negro | Noir

1 x E27  máx. 60w   1 x E27  15w  16498 5000k 

AL  CRIS  TRANSL.  IP  23  F   2/6



LIPO

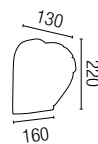
applique | wall lamp | applique

71400 **W** White | Blanco | Blanc

71401 **B** Black | Negro | Noir

1 x E27  máx. 60w   1 x E27  15w  16498 5000k 

AL  CRIS  TRANSL.  IP  44  F   1/5



COPO

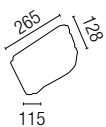
applique | wall lamp | applique

71340 **W** White | Blanco | Blanc

71341 **B** Black | Negro | Noir

1 x E27  máx. 60w   1 x E27  15w  16466 5000k 

AL  CRIS  TRANSL.  IP  44  F   1/5



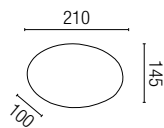
TERRA-P

applique | wall lamp | applique

- 71553** **W** White | Blanco | Blanc
- 71554** **B** Black | Negro | Noir
- 71555** **G** Grey | Gris | Gris

1 x E27  máx. 60w   1 x E27  15w  16466 5000k

AL **CRIS OPAL**  IP 44   1/10



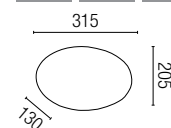
TERRA-G

applique | wall lamp | applique

- 71550** **W** White | Blanco | Blanc
- 71551** **B** Black | Negro | Noir
- 71552** **G** Grey | Gris | Gris

1 x E27  máx. 100w   1 x E27  15w  16466 5000k

AL **CRIS OPAL**  IP 44   1/4



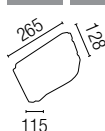
CALA

applique | wall lamp | applique

- 71360** **W** White | Blanco | Blanc
- 71361** **B** Black | Negro | Noir

1 x E27  máx. 60w   1 x E27  15w  16466 5000k

AL **CRIS TRANSL.**  IP 44   1/5



ESTAY-P

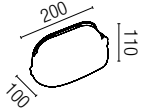
applique | wall lamp | applique

72010 **W** White | Blanco | Blanc

72011 **B** Black | Negro | Noir

1 x E27  máx. 60w   1 x E27  15w 5000k 

AL  CRIS  TRANSL.  IP 44   2/10



ESTAY-G

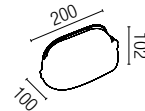
applique | wall lamp | applique

72012 **W** White | Blanco | Blanc

72013 **B** Black | Negro | Noir

1 x E27  máx. 100w   1 x E27  15w 5000k 

AL  CRIS  TRANSL.  IP 44   2/6



NONO-G

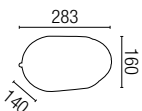
applique | wall lamp | applique

71260 **W** White | Blanco | Blanc

71261 **B** Black | Negro | Noir

1 x E27  máx. 100w   1 x E27  15w 5000k 

AL  CRIS  TRANSL.  IP 44   2/5





ARCO

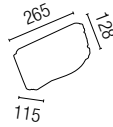
applique | wall lamp | applique

71350 **W** White | Blanco | Blanc

71351 **B** Black | Negro | Noir

1 x E27 máx. 60w 1 x E27 15w 5000k

AL CRIS TRANSL. IP 44 1/5



NONO-P

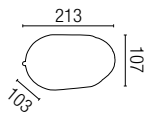
applique | wall lamp | applique

71270 **W** White | Blanco | Blanc

71271 **B** Black | Negro | Noir

1 x E27 máx. 60w 1 x E27 15w 5000k

AL CRIS TRANSL. IP 44 2/10



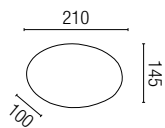
PASEO-P

applique | wall lamp | applique

71543	W	White Blanco Blanc
71544	B	Black Negro Noir
71545	G	Grey Gris Gris

1 x E27		máx. 60w			1 x E27		15w	5000k	
---------	---	----------	---	---	---------	---	-----	-------	---

AL	CRIS TRANSL.		IP 44			1/10
----	-----------------	---	----------	---	---	------



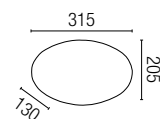
PASEO-G

applique | wall lamp | applique

71540	W	White Blanco Blanc
71541	B	Black Negro Noir
71542	G	Grey Gris Gris

1 x E27		máx. 100w			1 x E27		15w	5000k	
---------	---	-----------	--	---	---------	---	-----	-------	---

AL	CRIS TRANSL.		IP 44			1/4
----	-----------------	--	----------	---	---	-----



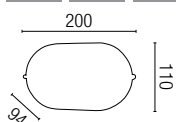
DERBY-P

applique | wall lamp | applique

72000	W	White Blanco Blanc
72001	B	Black Negro Noir

1 x E27		máx. 60w			1 x E27		15w	5000k	
---------	---	----------	---	---	---------	---	-----	-------	---

AL	CRIS TRANSL.		IP 44			2/10
----	-----------------	---	----------	---	---	------





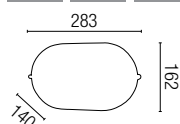
DERBY-G

applique | wall lamp | applique

72002	W	White Blanco Blanc
72003	B	Black Negro Noir

1 x E27		máx. 100w			1 x E27		15w	
							5000k	

AL	CRIS TRANSL.		IP 44			2/6
----	-----------------	--	----------	--	--	-----



RADIO-P

applique | wall lamp | applique

- 71503** W White | Blanco | Blanc
- 71504** B Black | Negro | Noir
- 71505** G Grey | Gris | Gris

1 x E27	máx. 60w ✘	1 x E27	16592	13w	5000k ✘
---------	--	---------	-------	-----	---

AL	CRIS OPAL		IP 44		1/10
----	--------------	--	-------	--	------



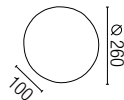
RADIO-G

applique | wall lamp | applique

- 71500** W White | Blanco | Blanc
- 71501** B Black | Negro | Noir
- 71502** G Gris | Gris

1 x E27	máx. 100w ✘	1 x E27	16466	15w	5000k ✘
---------	---	---------	-------	-----	---

AL	CRIS OPAL		IP 44		1/4
----	--------------	--	-------	--	-----



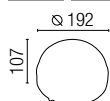
HEPTA-P

applique | wall lamp | applique

- 71250** W White | Blanco | Blanc
- 71251** B Black | Negro | Noir

1 x E27	máx. 60w ✘	1 x E27	16592	15w	5000k ✘
---------	--	---------	-------	-----	---

AL	CRIS TRANSL.		IP 44		2/10
----	-----------------	--	-------	--	------





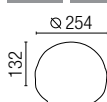
HEPTA-G

applique | wall lamp | applique

71240 W White | Blanco | Blanc
71241 B Black | Negro | Noir

1 x E27  máx. 100w   1 x E27  16466 15w 5000k 

AL  CRIS  TRANSL.  IP  44    1/5



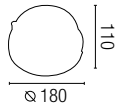
ASKOT-P

applique | wall lamp | applique

72020 **W** White | Blanco | Blanc

1 x E27  máx. 100w   1 x E27  15w 5000k 

AL **CRIS** TRANSL.  IP 44   2/10



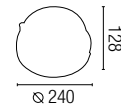
ASKOT-G

applique | wall lamp | applique

72022 **W** White | Blanco | Blanc

1 x E27  máx. 100w   1 x E27  15w 5000k 

AL **CRIS** TRANSL.  IP 44   2/10



RONDO

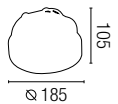
applique | wall lamp | applique

71010B **W** White | Blanco | Blanc

71011N **B** Black | Negro | Noir

1 x E27  máx. 60w   1 x E27  15w 5000k 

ABS TERM **CRIS** TRANSL.  IP 44   4/12






- 1
- 2
- 3
- 4**
- 5
- 6
- 7
- 8

POLA-1

applique | wall lamp | applique

73131 **B** Black | Negro | Noir

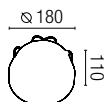


AMURA-P

applique | wall lamp | applique

72030 **W** White | Blanco | Blanc

72031 **B** Black | Negro | Noir

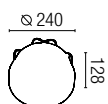
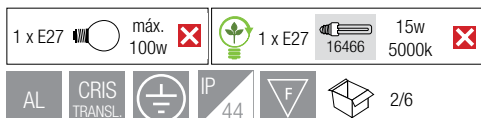


AMURA-G

applique | wall lamp | applique

72032 **W** White | Blanco | Blanc

72033 **B** Black | Negro | Noir





PALO-P

applique | wall lamp | applique

71513	W White Blanco Blanc
71514	B Black Negro Noir
71515	G Grey Gris Gris

1 x E27		máx. 60w			1 x E27		15w	16592	5000k	
---------	---	----------	---	---	---------	---	-----	-------	-------	---

AL	CRIS TRANSL		IP 44		 1/10
----	----------------	---	----------	---	--



OUTDOOR | EXTERIOR | EXTÉRIEUR

g r e e n i n n o v a t i o n





Proyectores | Projectors | Projecteurs





designed by
faro

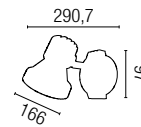



PROJECT

proyector | projector | projecteur

71382 **G** Grey | Gris | Gris

71389 **DG** Dark grey | Gris oscuro | Gris foncé

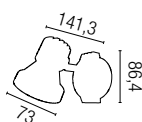

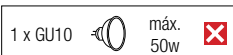


MINI-PROJECT

proyector | projector | projecteur

71383 **G** Grey | Gris | Gris

71390 **DG** Dark grey | Gris oscuro | Gris foncé



designed by
faro





Serie de proyectores, de diseño propio, realizado en aluminio inyectado y disponible en dos tamaños y acabados distintos. Es totalmente orientable, tanto vertical como horizontalmente.

Series of projectors, of proprietary design, made in cast aluminum and available in two sizes and different finishes. It is fully swivable both vertically and horizontally.

Gamme de projecteurs au design unique en aluminium injecté. Modèles disponibles en diverses dimensions et couleurs. Vous pouvez l'orienter comme vous le souhaitez, aussi bien horizontalement que verticalement.



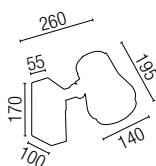

PARK-1

projector | projector | projecteur

71391 **DG** Dark grey | Gris oscuro | Gris foncé

1 x G12	HQL	máx. 35w		philips		46°
AL INY.	CRIS TEMP	IP 65		1/1		

IK 08



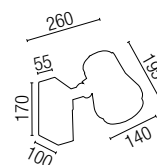

PARK-2

projector | projector | projecteur

71392 **DG** Dark grey | Gris oscuro | Gris foncé

1 x G12	HQL	máx. 70w		philips		46°
AL INY.	CRIS TEMP	IP 65		1/1		

IK 08



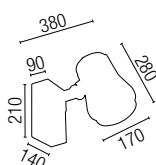

PARK-3

projector | projector | projecteur

71393 **DG** Dark grey | Gris oscuro | Gris foncé

1 x G12	HQL	máx. 150w		philips		35°
AL INY.	CRIS TEMP	IP 65		1/1		

IK 08





Park es una serie de proyectores, de diferentes tamaños, que permite ser instalado tanto en pared como en suelo. Lleva incluido transformador Philips y tiene un alto índice de protección (IP65).

Park is a series of spotlights of different sizes which can be wall or floor mounted. Includes Philips transformer and high protection rating (IP65).



Park est une gamme de projecteurs de différentes tailles qui peuvent être installés aussi bien au mur que sur le sol. Elle comprend un transformateur Philips et possède un degré de protection élevé (IP65).



LUXSTAR-2


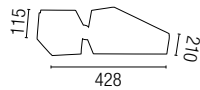

projector | projector | projecteur

70017 **DG** Dark grey | Gris oscuro | Gris foncé

2 x G24d-3  máx. 26w 

AL INY. CRIS TEMP  IP 65   1/2



  BAG 



LUXSTAR-3

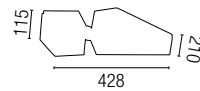

projector | projector | projecteur

70018 **DG** Dark grey | Gris oscuro | Gris foncé

1 x R X7s  máx. 70w 

AL INY. CRIS TEMP  IP 65   1/1


  BAG 



LUXSTAR-4

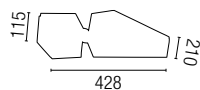

projector | projector | projecteur

70019 **DG** Dark grey | Gris oscuro | Gris foncé

1 x R X7s  máx. 150w 

AL INY. CRIS TEMP  IP 65   1/1

  BAG 





Luxstar es una serie de proyectores, adaptados para diferentes lámparas, con un alto índice de protección (IP65) y transformador incluido. Disponible también en versión up&down light.

Luxstar is a series of spotlights, tailored for different lamps, with high protection rating (IP65) and transformer included. Available also in "up&down light" version.

Luxstar est une série de projecteurs adaptés pour différentes lampes, avec un degré de protection élevé (IP65) et un transformateur inclus. Également disponible en version up&down light.




LUXSTAR-1

proyector | projector | projecteur

70016 **DG** Dark grey | Gris oscuro | Gris foncé

1 x R7s		máx. 300w			1 x R7s		200w 2900k	
AL INY.	CRIS TEMP		IP 65			1/2		



- 1
- 2
- 3
- 4
- 5**
- 6
- 7
- 8

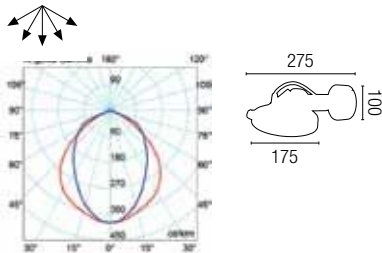
KONIC

proyector | projector | projecteur

70012 **G** Grey | Gris | Gris

1 x R7s JP78  máx. 150w   1 x R7s  100w 2900k 



AL **CRIS** TRANS.  IP 65   1/2



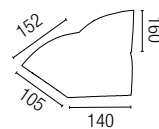
PRIMO

proyector | projector | projecteur

70011 **G** Grey | Gris | Gris

1 x R7s JP78  máx. 100w 

AL **CRIS** TRANS.  IP 44   1/1





TITÁN

proyector | projector | projecteur

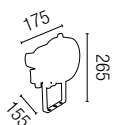
70080B **W** White | Blanco | Blanc

70081N **B** Black | Negro | Noir

70082A **G** Grey | Gris | Gris

1 x R7s JP117  máx. 300w 

AL **CRIS** TRANS.  IP 44   3/16





El proyector Konic cumple cualquier necesidad lumínica ya que se puede orientar hacia todas las direcciones y tiene una alto índice de protección contra cuerpos sólidos y líquidos (IP65).

The Konic spotlight meets any need since it can be turned to any direction and has a high protection rating against solids and liquids (IP65).



Le projecteur konic répond à tous les besoins en matière d'éclairage car il peut être orienté dans toutes les directions et son degré de protection contre les corps solides et liquides est élevé (IP65).



ALNUS

proyector | projector | projecteur

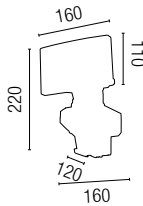
70013 **B** Black | Negro | Noir

1 x R7s JP78 max. 150w ✓ 10 led 0,07w/led ✓

AL PVC CRIS TRANS. IP 44 F 1/1

MOV | PIR | 5" - 4'

180° máx.



MADOL PIR **NEW!**

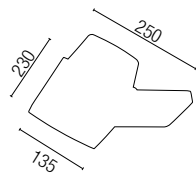
proyector | projector | projecteur

70024 **B** Black | Negro | Noir

1 x E27 máx. 23w ✗ 1 x E27 16464 23w 5000k ✗

PC CRIS TRANS. IP 44 F 1/1

MOV | PIR | 20" - 4' | 120°





proyectors | projectors | projecteurs

1
2
3
4
5
6
7
8

Proyector realizado en policarbonato y con difusor de cristal. Disponible en versión con sensor de movimiento y de luz. Gracias a su eje de sujeción, permite su orientación vertical.

Polycarbonate spotlight with glass diffuser. Available with motion and light sensor. Thanks to its clamping axis it can swivel vertically.

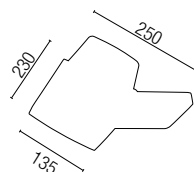
Projecteur en polycarbonate avec diffuseur en verre. Disponible avec capteur de mouvement et de lumière. Son axe de fixation permet de l'orienter verticalement.

MADOL **NEW!**

proyector | projector | projecteur

70023 **B** Black | Negro | Noir

	1 x E27		máx. 23w			1 x E27		23w	
								16464	5000k
PC	CRIS TRANS.		IP 44			1/1			





MIKRO-PIR

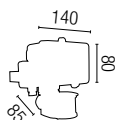
proyector | projector | projecteur

- 70032** **B** Black | Negro | Noir
- 70033** **W** White | Blanco | Blanc

1 x R7s JP78 max. 150w

AL CRIS TRANS. IP 44 F 1/4

MOV VIDRIO IK 06



MIKRO

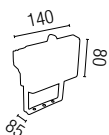
proyector | projector | projecteur

- 70030** **W** White | Blanco | Blanc
- 70031** **B** Black | Negro | Noir

1 x R7s JP78 max. 150w

AL CRIS TRANS. IP 55 F 3/24

VIDRIO IK 06





ZENIT

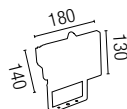
proyector | projector | projecteur

70040B W White | Blanco | Blanc

70041N B Black | Negro | Noir

1 x R7s
JP117 max. 300w

AL CRIS TRANS. IP 54 3/16



ZENIT-PIR

proyector | projector | projecteur

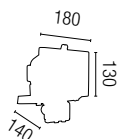
70043B W White | Blanco | Blanc

70042N B Black | Negro | Noir

1 x R7s
JP117 max. 300w

AL CRIS TRANS. IP 54 1/4

MOV









PACTO-4

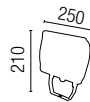
proyector | projector | projecteur

70005 **B** Black | Negro | Noir

2 x G24q-3  26w 6500K   

AL PVC TRANS.  IP 44   1/6

 1,5 mts 





TRIDE


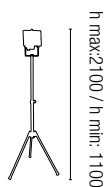
proyector | projector | projecteur

70210 **w** White | Blanco | Blanc

70211 **B** Black | Negro | Noir

1 x R7s JP117  max. 500w 

AL PVC CRIS TRANS.  IP 54   1/4





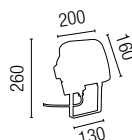
CEDRO

projector | projector | projecteur

70008 **B** Black | Negro | Noir

1 x R7s 3U 14050 24w 6400K

AL CRIS TRANS. IP 44 F 1/4



projectores | projectors | projecteurs

- 1
- 2
- 3
- 4
- 5**
- 6
- 7
- 8

CEDRO-PIR

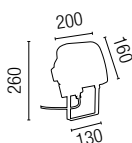
projector | projector | projecteur

70009 **B** Black | Negro | Noir

1 x R7s 3U 14050 24w 6400K

AL CRIS TRANS. IP 44 F 1/4



MOV 5"-8" 180° máx. 10m



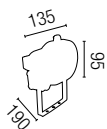
LUMEN

projector | projector | projecteur

- 70090** **W** White | Blanco | Blanc
- 70091** **B** Black | Negro | Noir
- 70092** **G** Grey | Gris | Gris
- 70093** **GR** Green | Verde | Verte

1 x R7s JP78  max. 150w 



AL  CRIS TRANS.   IP 54    3/24



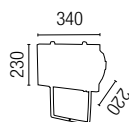
ZOLTA

projector | projector | projecteur

- 70061** **B** Black | Negro | Noir

1 x R7s JP254  max. 1500w 



AL  CRIS TRANS.   IP 54    1/4



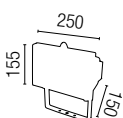
ZIBA

projector | projector | projecteur

- 70051** **B** Black | Negro | Noir

1 x R7s JP189  max. 1000w 

AL  CRIS TRANS.   IP 54    1/4



MURAL

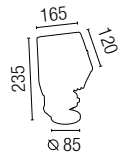
projector | projector | projecteur

70000 **W** White | Blanco | Blanc

70001 **B** Black | Negro | Noir

1 x R7s JP117 max. 300w

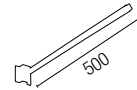
AL CRIS TRANS. IP 33 F  2/12



tubo mural
tube
tube

70905 **B** Negro | Noir


AC  1/2



BREZO-PIR

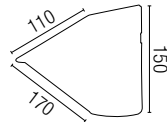
projector | projector | projecteur

70628 **B** Black | Negro | Noir

1 x led  0,3/led 9000k

AC ABS  IP 44 F  1/1

 MOV |  PIR | 3 x AA  1,2V |  100° máx. 7m |  1-4 min |  I



BRUGO-PIR

projector | projector | projecteur

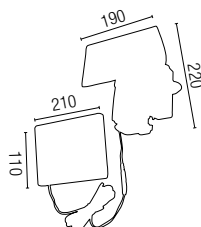
70034 **B** Black | Negro | Noir

80 led  0,075w/led 180 LM - 9000 K 

ABS  IP 33 F  1/1

 MOV |  PIR |  180° máx. 12m

 10°-60° |  5 mts |  I



SANSÓN-1

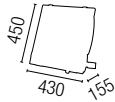
proyector | projector | projecteur



70218 **B** Black | Negro | Noir

70219 **B** Black | Negro | Noir

AL CRIS TRANS.  IP 65   1/2



E40  250w 





E40  400w 



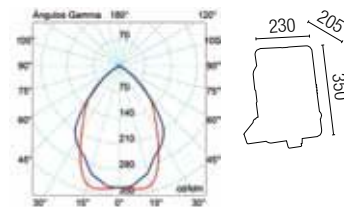
SATTA-1 **NEW!**

proyector | projector | projecteur

70062 **G B** Grey+Black | Gris+Negro | Gris+Noir

1 x RX7s HQI  máx. 70w   





CRIS TEMP PVC  IP 65   1/1



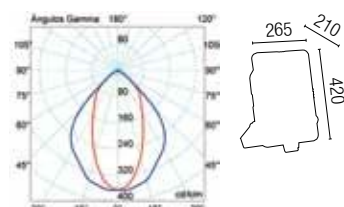
SATTA-2 **NEW!**

proyector | projector | projecteur

70063 **G B** Grey+Black | Gris+Negro | Gris+Noir

1 x RX7s HQI  máx. 150w   

CRIS TEMP PVC  IP 65   1/1



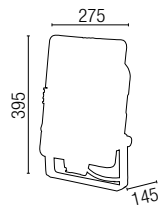
APOLO

proyector | projector | projecteur

70021 **B** Black | Negro | Noir

2 x G24q		1800 LM 32w	<input checked="" type="checkbox"/>
PVC	MET	CRIS TRANS.	
	IP 65		
		<input checked="" type="checkbox"/>	

45°



OLMO

proyector | projector | projecteur

70007 **B** Black | Negro | Noir

2 x G24q-3		26w 6400K	<input checked="" type="checkbox"/>
AL	CRIS TRANS.		
	IP 44		
		ELECTRÓNICO	<input checked="" type="checkbox"/>

200
131 385

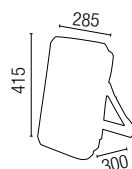


BIG

proyector | projector | projecteur

70006 **B** Black | Negro | Noir

3 x 2G11		máx. 24w 6500K	<input checked="" type="checkbox"/>
PVC		IP 54	
	IP 54		
			<input checked="" type="checkbox"/>




proyectors | projectors | projecteurs
1
2
3
4
5
6
7
8

OUTDOOR | EXTERIOR | EXTÉRIEUR

g r e e n i n n o v a t i o n





Clásico | Classic | Classique



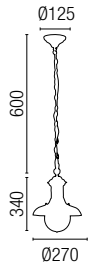
ESTORIL-P

colgante | pendant | suspension

71142 **R** Rust | Marrón óxido | Brun rouille

1 x E27  máx. 60w   1 x E27  16592 15w 5000k 

MET **CRIS BURB**  **IP** 33   1/1



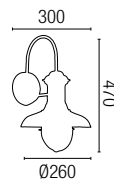
ESTORIL-P

applique | wall lamp | applique

71140 **R** Rust | Marrón óxido | Brun rouille

1 x E27  máx. 60w   1 x E27  16592 15w 5000k 

MET **CRIS BURB**  **IP** 33   1/1



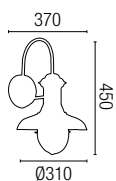
ESTORIL-G

applique | wall lamp | applique

71141 **R** Rust | Marrón óxido | Brun rouille

1 x E27  máx. 60w   1 x E27  16592 15w 5000k 

MET **CRIS BURB**  **IP** 33   1/1





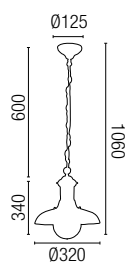
ESTORIL-G

colgante | pendant | suspension

71143 R Rust | Marrón óxido | Brun rouille

1 x E27  máx. 60w   1 x E27  15w 5000k 

MET CRIS BURB  IP 33   1/1





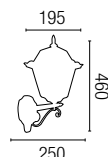
MÉRIDA

applique | wall lamp | applique

74265 OS Old silver | Plata envejecida | Argent antique

1 x E27 100w 1 x E27 20w 16467 5000k

AL INY. CRIS TRANSL. IP 44 F 1/1



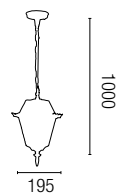
MÉRIDA

colgante | pendant | suspension

74266 OS Old silver | Plata envejecida | Argent antique

1 x E27 100w 1 x E27 20w 16467 5000k

AL INY. CRIS TRANSL. IP 44 F 1/1





clásico | classical | classique

1

2

3

4

5

6

7

8

Colección, realizada en aluminio inyectado y acabado en plata envejecida. Disponible en diferentes formatos según la necesidad de iluminación: aplique, colgante, sobremuro, baliza y farola.

Cast aluminum collection finished in antique silver. Available in different formats depending on the need for lighting: wall fixture, hanging light, wallpost light, beacon and lampost.

Collection réalisée en aluminium injecté avec finition couleur argent vieilli. Divers formats disponibles selon vos besoins: applique, suspension, borne, balise et lampadaire.



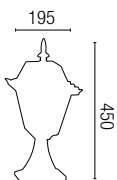
MÉRIDA

sobremuro | post lamp | borne

74267 OS Old silver | Plata envejecida | Argent antique

1 x E27 máx. 100w 1 x E27 20w 16467 5000k

AL INY. CRIS TRANSL. IP 44 1/1



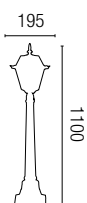
MÉRIDA

baliza | beacon | balise

74268 OS Old silver | Plata envejecida | Argent antique

1 x E27 máx. 100w 1 x E27 20w 16467 5000k

AL INY. CRIS TRANSL. IP 44 1/1





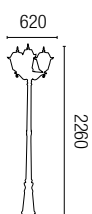
MÉRIDA

farola | pole lamp | lampadaire

74269 OS Old silver | Plata envejecida | Argent antique

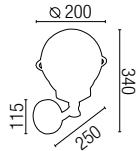
3 x E27 100w 3 x E27 20w 5000k

AL INY. CRIS TRANSL. IP 44 F 1/1



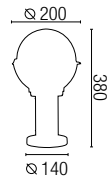
SOL

applique | wall lamp | applique

74387 **B** Black | Negro | Noir1 x E27  máx. 60w   1 x E27  16467 20w 5000k AL INY. CRIS OPAL  IP 44   1/1

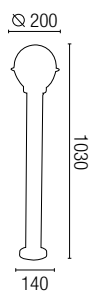
SOL

sobremuro | post lamp | borne

74388 **B** Black | Negro | Noir1 x E27  máx. 60w   1 x E27  16467 20w 5000k AL INY. CRIS OPAL  IP 44   1/1

SOL

baliza | beacon | balise

74389 **B** Black | Negro | Noir1 x E27  máx. 60w   1 x E27  16467 20w 5000k AL INY. CRIS OPAL  IP 44   1/1



La serie Sol está formada por un aplique, un sobremuro, una baliza y una farola. Está realizada en aluminio inyectado y tiene difusor de cristal opal. Su índice de protección es 44.

The Sol series consists of a wall fixture, a wallpost light, a beacon and a lamppost. It is made of cast aluminum and has an opal glass diffuser. Its protection rating is IP44.

La série Sol se compose d'une applique, d'une borne, d'une balise et d'un lampadaire. Elle est réalisée en aluminium injecté et son diffuseur est en verre opaque. Son degré de protection est de 44.


SOL

farola | pole lamp | lampadaire

74390 **B** Black | Negro | Noir

3 x E27 máx. 60w 3 x E27 20w 16467 5000k

AL INY. CRIS OPAL IP 44 1/1





BRINDISI

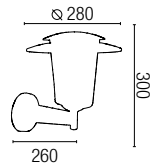
applique | wall lamp | applique

74252 DG Dark grey | Gris oscuro | Gris noir

74225 W White | Blanco | Blanc

1 x E27 16466 máx. 15w

AL INY. PVC TRANS. IP 33 F 1/8



BRINDISI

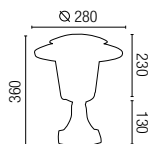
sobremuro | post lamp | borne

74254 DG Dark grey | Gris oscuro | Gris noir

74226 W White | Blanco | Blanc

1 x E27 16466 máx. 15w

AL INY. PVC TRANS. IP 33 F 1/8





BRINDISI

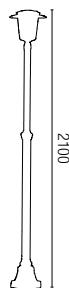
farola | pole lamp | lampadaire

74257 **DG** Dark grey | Gris oscuro | Gris noir

74228 **W** White | Blanco | Blanc

1 x E27  máx. 15w

AL INY. PVC TRANS.  IP 33   1/2



clásico | classical | classique

1
2
3
4
5
6
7
8

BRINDISI

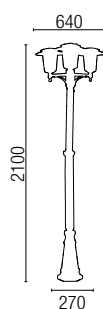
farola | pole lamp | lampadaire


74258 **DG** Dark grey | Gris oscuro | Gris noir

74229 **W** White | Blanco | Blanc

3 x E27  máx. 15w

AL INY. PVC TRANS.  IP 33   1/2





NAUTA

colgante | pendant | suspension

74216

R

Rust | Marrón óxido | Brun rouille

1 x E27



16466

máx.
15w



AL
INY.

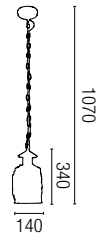
CRIS
TRANS.



IP
23



1/4



NAUTA

colgante | pendant | suspension

74217

R

Rust | Marrón óxido | Brun rouille

3 x E27



16466

máx.
15w



AL
INY.

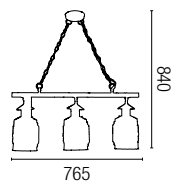
CRIS
TRANS.



IP
23



1/4





clásico | classical | classique

1

2

3

4

5

6

7

8

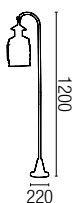
NAUTA

baliza | beacon | balise

74218 R Rust | Marrón óxido | Brun rouille

1 x E27  máx. 15w 

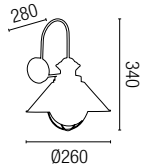
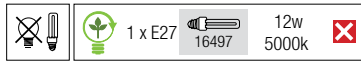
AL INY CRIS TRANS.  IP 23   1/4



NÁUTICA-P

aplique | wall lamp | applique

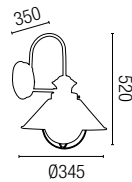
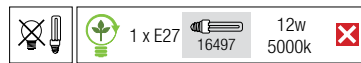
71128 R Rust | Marrón óxido | Brun rouille



NÁUTICA-G

aplique | wall lamp | applique

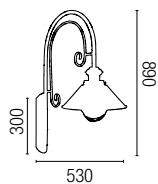
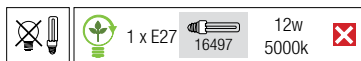
71129 R Rust | Marrón óxido | Brun rouille



NÁUTICA

aplique | wall lamp | applique

71109 R Rust | Marrón óxido | Brun rouille

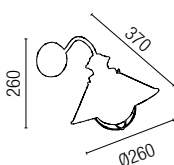
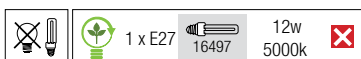




NÁUTICA

applique | wall lamp | applique

71110 R Rust | Marrón óxido | Brun rouille

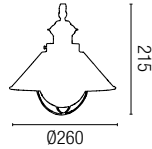
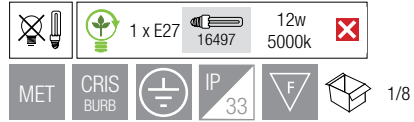




NÁUTICA-P

colgante | pendant | suspension

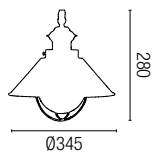
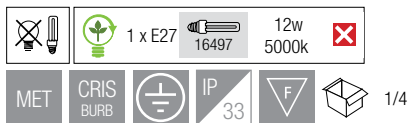
71138 R Rust | Marrón óxido | Brun rouille



NÁUTICA-G

colgante | pendant | suspension

71139 R Rust | Marrón óxido | Brun rouille



NÁUTICA

colgante | pendant | suspension

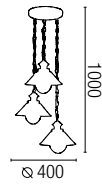
71112

R

Rust | Marrón óxido | Brun rouille



∅ 250



clásico | classical | classique

- 1
- 2
- 3
- 4
- 5
- 6
- 7
- 8

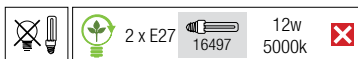
NÁUTICA

colgante | pendant | suspension

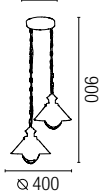
71111

R

Rust | Marrón óxido | Brun rouille



∅ 250





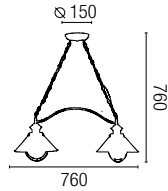
NÁUTICA

colgante | pendant lamp | suspension

71113 R Rust | Marrón óxido | Brun rouille

	2 x E27	16497	12w 5000k	
--	---------	-------	--------------	--

MET	CRIS BURB		IP 33		1/2
-----	--------------	--	----------	--	-----



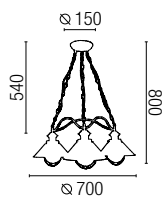
NÁUTICA

colgante | pendant lamp | suspension

71114 R Rust | Marrón óxido | Brun rouille

	3 x E27	16497	12w 5000k	
--	---------	-------	--------------	--

MET	CRIS BURB		IP 33		1/2
-----	--------------	--	----------	--	-----





clásico | classical | classique
1
2
3
4
5
6
7
8

Náutica destaca por su amplia variedad de formatos: apliques, de distintos tamaños y diseños; colgantes, con diferentes número de lámparas; y tres tipos distintos de farolas.

Náutica stands out for its wide variety of formats: fixtures of various sizes and designs, hanging lights with different number of bulbs, and three different types of lamps.

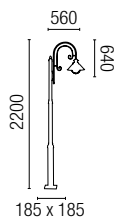
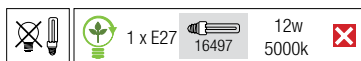
La gamme Náutica se démarque par la variété de ses modèles : appliques aux dimensions et design variés; suspensions avec différents nombres de lumières; et trois types de lampadaires distincts.



NÁUTICA

farola | pole lamp | lampadaire

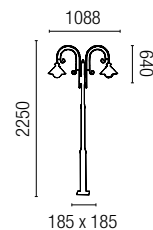
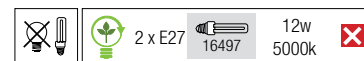
71116 R Rust | Marrón óxido | Brun rouille



NÁUTICA

farola | pole lamp | lampadaire

71117 R Rust | Marrón óxido | Brun rouille

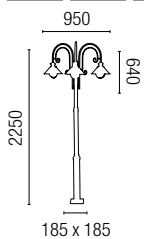
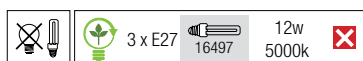




NÁUTICA

farola | pole lamp | lampadaire

71118 R Rust | Marrón óxido | Brun rouille





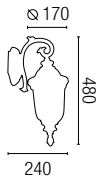
TOLEDO

applique | wall lamp | applique

74132 OS Old silver | Plata envejecida | Argent antique

1 x E27 máx. 60w 1 x E27 20w 16467 5000k

MET CRIS RUST IP 44 1/6



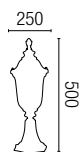
TOLEDO

sobremuro | post lamp | borne

74134 OS Old silver | Plata envejecida | Argent antique

1 x E27 máx. 60w 1 x E27 20w 16467 5000k

MET CRIS RUST IP 44 1/6





Toledo es una colección de estilo clásico y en acabado plata envejecida. Lleva lámpara de bajo consumo incluida y está disponible en diferentes formatos.

Toledo is a classic-style collection with an antique silver finish. It includes an energy-saving lamp and is available in different formats.

Toledo est une collection au style classique de couleur argent vieilli. Elle comprend une lampe basse consommation et est disponible en divers formats.



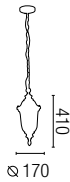
TOLEDO

colgante | pendant | suspension

74131 OS Old silver | Plata envejecida | Argent antique

1 x E27 máx. 60w 1 x E27 20w 16467 5000k

MET CRIS RUST IP 44 1/6



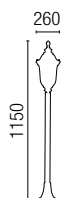
TOLEDO

baliza | beacon | balise

74137 OS Old silver | Plata envejecida | Argent antique

1 x E27 máx. 60w 1 x E27 20w 16467 5000k

MET CRIS RUST IP 44 1/2



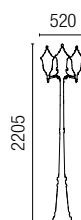
TOLEDO

farola | pole lamp | lampadaire

74138 OS Old silv. | Plata enveja. | Argent antiq.

3 x E27  máx. 60w   3 x E27  20w 16467 5000k 

MET CRIS RUST  IP 44   1/2



clásico | classical | classique

- 1
- 2
- 3
- 4
- 5
- 6**
- 7
- 8



TERUEL

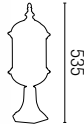
sobremuro | post lamp | borne

74104 **OG** Old gold | Oro envejecido | Or antique

1 x E27 máx. 100w 1 x E27 20w 16467 5000k

AL INY. **CRIS** BIS **IP** 23 1/4

∅ 190



TERUEL

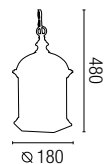
colgante | pendant | suspension

74101 **OG** Old gold | Oro envejecido | Or antique

74121 **BR** Brown | Marrón | Marron

1 x E27 máx. 100w 1 x E27 20w 16467 5000k

AL INY. **CRIS** BIS **IP** 23 1/4





TERUEL

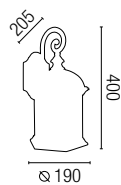
applique | wall lamp | applique

74102 **OG** Old gold | Oro envejecido | Or antique

74122 **BR** Brown | Marrón | Marron

1 x E27 máx. 100w 1 x E27 16467 20w 5000k

AL INY. **CRIS BIS** **IP 23** 1/4

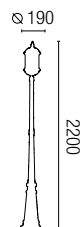




TERUEL

farola | pole lamp | lampadaire

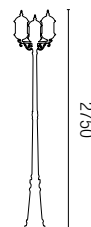
74107	OG	Old gold Oro envej. Or antiq.						
74127	BR	Brown Marrón Marron						
1 x E27	máx. 100w	<input type="checkbox"/>	<input checked="" type="checkbox"/>	1 x E27	16467	20w	5000k	<input checked="" type="checkbox"/>
AL INY.	CRIS BIS	<input checked="" type="checkbox"/>	IP 23	F	<input checked="" type="checkbox"/>	1/1		



TERUEL

farola | pole lamp | lampadaire

74108	OG	Old gold Oro envej. Or antiq.						
74128	BR	Brown Marrón Marron						
3 x E27	máx. 100w	<input type="checkbox"/>	<input checked="" type="checkbox"/>	3 x E27	16467	20w	5000k	<input checked="" type="checkbox"/>
AL INY.	CRIS BIS	<input checked="" type="checkbox"/>	IP 33	F	<input checked="" type="checkbox"/>	1/1		





clásico | classical | classique

1

2

3

4

5

6

7

8



CÁDIZ

colgante | pendant | suspension

73531 **B** Black | Negro | Noir

1 x E27 máx. 100w 1 x E27 16467 20w 5000k

AL INY. EPOX CRIS BIS IP 23 1/4



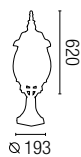
CÁDIZ

sobremuro | post lamp | borne

73534 **B** Black | Negro | Noir

1 x E27 máx. 100w 1 x 3U E27 16467 20w 5000k

AL INY. EPOX CRIS BIS IP 23 1/4





La familia Cádiz está formada por un aplique, un colgante, un sobremuro y tres farolas de diferentes diseños. Está realizada en aluminio inyectado y lleva incluida lámpara de bajo consumo.

The Cádiz family consists of a wall fixture, a hanging light, a wallpost lamp and three lampposts of various designs. It is made of cast aluminum and includes an energy-saving bulb.

La gamme Cádiz est composée d'une applique, d'une suspension, d'une borne et de trois lampadaires au design différent. Elle est fabriquée en aluminium injecté et comprend une ampoule basse consommation.

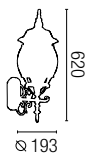
CÁDIZ

applique | wall lamp | applique

73532 B Black | Negro | Noir

1 x E27 máx. 100w 1 x E27 16467 20w 5000k

AL INV. EPOX. CRIS BIS IP 23 1/4





CÁDIZ

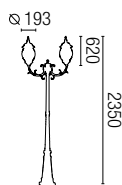
farola | pole lamp | lampadaire

73526

B Black | Negro | Noir

2 x E27 máx. 100w 2 x E27 20w 16467 5000k

AL INY. EPOX CRIS BIS IP 23 1/1



CÁDIZ

farola | pole lamp | lampadaire

73546

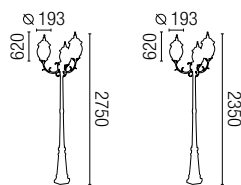
B Black | Negro | Noir

73556

B Black | Negro | Noir

3 x E27 máx. 100w 3 x E27 20w 16467 5000k

AL INY. EPOX CRIS BIS IP 23 1/1



Ref. 73556

Ref. 73546

CÁDIZ

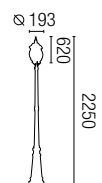
farola | pole lamp | lampadaire

73536

B Black | Negro | Noir

1 x E27  máx. 100w   1 x E27  20w 16467 5000k 

AL INV. EPOX CRIS BIS  IP 23   1/1



VIENA

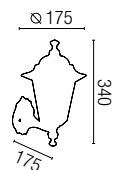
applique | wall lamp | applique

73402 **W** White | Blanco | Blanc

73412 **B** Black | Negro | Noir

1 x E27  máx. 60w   1 x E27  15w  16466 5000k

AL INY. EPOX. **CRIS** TRANS.  IP 33   2/6



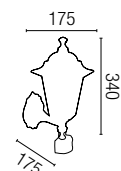
VIENA-PIR

applique | wall lamp | applique

73413 **B** Black | Negro | Noir

1 x E27  máx. 60w 

AL INY. EPOX. **CRIS** TRANS.  IP 43   1/4





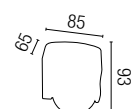
sensor | sensor | capteur

73115 **W** White | Blanco | Blanc

73116 **B** Black | Negro | Noir

PVC  IP 44   2/6

 180° máx. 12m |  5:20 seg. a 2:4 min. | w máx. 800





VIENA

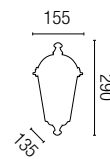
1/2 applique | 1/2 wall lamp | 1/2 Applique

73397 **W** White | Blanco | Blanc

73398 **B** Black | Negro | Noir

1 x E27 máx. 100w 1 x E27 16466 15w 5000k

AL (NY. EPOX) CRIS (TRANS.) IP 33 2/6



VIENA

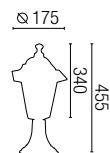
sobremuro | post lamp | borne

73404 **W** White | Blanco | Blanc

73414 **B** Black | Negro | Noir

1 x E27 máx. 60w 1 x 3U E27 16432 13w 5000k

AL (NY. EPOX) CRIS (TRANS.) IP 33 2/6



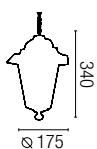
VIENA

colgante | pendant | suspension

73411 **B** Black | Negro | Noir

1 x E27 máx. 60w 1 x 3U E27 16466 15w 5000k

AL (NY. EPOX) CRIS (TRANS.) IP 33 2/6



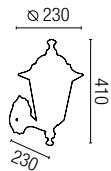
PARIS

applique | wall lamp | applique

73432 **B** Black | Negro | Noir

1 x E27		máx. 60w			1 x E27		20w 5000k	
---------	--	----------	--	--	---------	--	-----------	--

AL INY. EPOX.	CRIS TRANS.		IP 33			2/6
------------------	----------------	--	----------	--	--	-----



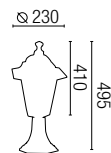
PARIS

sobremuro | post lamp | borne

73434 **B** Black | Negro | Noir

1 x E27		máx. 60w			1 x E27		20w 5000k	
---------	--	----------	--	--	---------	--	-----------	--

AL INY. EPOX.	CRIS TRANS.		IP 33			2/6
------------------	----------------	--	----------	--	--	-----



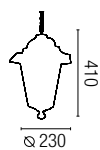
PARIS

colgante | pendant | suspension

73431 **B** Black | Negro | Noir

1 x E27		máx. 60w			1 x E27		20w 5000k	
---------	--	----------	--	--	---------	--	-----------	--

AL INY. EPOX.	CRIS TRANS.		IP 33			2/6
------------------	----------------	--	----------	--	--	-----





Colección de luminarias de exterior, de estilo clásico, que ofrece un amplio abanico de formatos: apliques, sobremuro, colgante y farolas. Realizada en aluminio inyectado y con difusor de cristal.

Outdoor, classic-style lighting collection offering a wide range of formats: wall fixtures, wallpost light, hanging lights and lampposts. Made of cast aluminum and glass diffuser.

Gamme de luminaires pour utilisation extérieure, de style classique, qui offre un éventails de modèles différents: appliques, borne, suspension et lampadaires. En aluminium injecté avec diffuseur en verre.

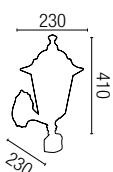
PARIS-PIR

applique | wall lamp | applique

73433 **B** Black | Negro | Noir

1 x E27  máx. 100w 

AL INV. EPOX **CRIS** TRANS.  IP 43   1/4





PARIS

farola | pole lamp | lampadaire

73436		B	Black Negro Noir	
1 x E27	máx. 100w		1 x E27	20w 5000k
AL INY. EPOX.	CRIS TRANS.		IP 43	1/1



PARIS

farola | pole lamp | lampadaire

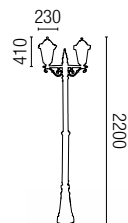
73438		B	Black Negro Noir	
3 x E27	máx. 100w		3 x E27	20w 5000k
AL INY. EPOX.	CRIS TRANS.		IP 33	1/1



PARIS

farola | pole lamp | lampadaire

73456		B Black Negro Noir
2 x E27	máx. 60w	2 x E27
		20w
		16467
		5000k
AL INV. EPOX	CRIS TRANS.	IP 43
		1/1



clásico | classical | classique

- 1
- 2
- 3
- 4
- 5
- 6**
- 7
- 8

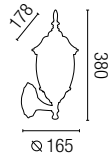
DUBLIN

applique | wall lamp | applique

73572 **B** Black | Negro | Noir

1 x E27		máx. 60w			1 x E27		15w	
							16466	5000k

AL INY. EPOX	CRIS BIS		IP 44			2/6
-----------------	-------------	--	----------	--	--	-----



DUBLIN

sobremuro | post lamp | borne

73574 **B** Black | Negro | Noir

1 x E27		máx. 60w			1 x E27		15w	
							16466	5000k

AL INY. EPOX	CRIS BIS		IP 44			2/6
-----------------	-------------	--	----------	--	--	-----




DUBLIN

colgante | pendant | suspension

73571 **B** Black | Negro | Noir

1 x E27		máx. 100w			1 x E27		13w	
							16432	5000k

AL INY. EPOX	CRIS BIS		IP 23			2/6
-----------------	-------------	--	----------	--	--	-----





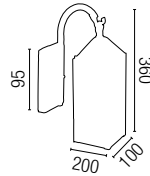
LASTRES

applique | wall lamp | applique

72263 **B** Black | Negro | Noir

1 x E27 máx. 60w 1 x E27 15w 16466 5000k

AC CRIS TRANS. IP 44 1/1



ORLY 1/2

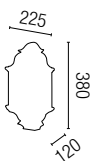
applique | wall lamp | applique

71420 **w** White | Blanco | Blanc

71421 **B** Black | Negro | Noir

2 x E27 máx. 60w 2 x E27 15w 16466 5000k

AL CRIS BIS IP 44 2/6





PARMA-PIR

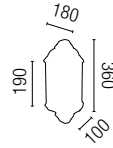
1/2 applique | 1/2 wall lamp | 1/2 applique

73316 **B** Black | Negro | Noir

1 x E27 máx. 60w

AL INY | PC TRANS. | | IP 44 | 1/1

MOV | PIR | 100° máx. 10m



PARMA

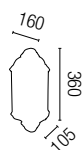
1/2 applique | 1/2 wall lamp | 1/2 applique

73305 **W** White | Blanco | Blanc

73315 **B** Black | Negro | Noir

1 x E27 máx. 60w 1 x E27 16466 15w 5000k

AL INY | PC TRANS. | | IP 44 | 1/6



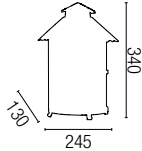
PATERNA

1/2 applique | 1/2 wall lamp | 1/2 applique

74298 **R** Rust | Marrón óxido | Brun rouille

1 x E27 máx. 100w 1 x E27 16467 20w 5000k

MET CRIS BURB IP 23 R-CRIS 7R126 1/4




PATERNA

applique | wall lamp | applique

74296 **R** Rust | Marrón óxido | Brun rouille

1 x E27 máx. 100w 1 x E27 16467 20w 5000k

MET CRIS BURB IP 23 R-CRIS 7R125 1/4



PADUA

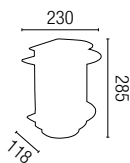
1/2 applique | 1/2 wall lamp | 1/2 applique

73660 **W** White | Blanco | Blanc

73670 **B** Black | Negro | Noir

1 x E27 máx. 60w 1 x E27 16466 15w 5000k

AL. INY. EPOX PVC TRANS. IP 43 1/4





DADO-P

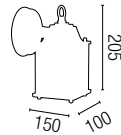
applique | wall lamp | applique

71605 **OG** Old gold | Oro envej. | Or antiq.

71606 **BR** Brown | Marrón | Marron

1 x E27 máx. 60w 1 x E27 15w 5000k

MET **CRIS BIS** **IP 23** 1/12



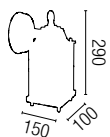
DADO-G

applique | wall lamp | applique

71601 **OG** Old gold | Oro envejecido | Or antique

1 x E27 máx. 60w 1 x E27 13w 5000k

MET **CRIS BIS** **IP 23** 1/4





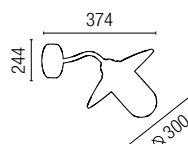
WALLY-2

applique | wall lamp | applique

74261

R

Rust | Marrón óxido | Brun rouille



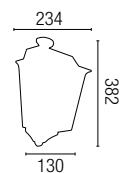
ARGOT

1/2 applique | 1/2 wall lamp | 1/2 applique

71424

R

Rust | Marrón óxido | Brun rouille



OUTDOOR | EXTERIOR | EXTÉRIEUR

g r e e n i n n o v a t i o n





Varios | Miscellaneous | Diivers




NUK **NEW!**

bola blanca (sin serigrafía) | white ball (without screen print) | boule blanche (sans sérigraphie)

- 70484** O Orange | Naranja | Orange
- 70485** GR Green | Verde | Verte
- 70486** G Grey | Gris | Gris
- 70487** F Fuchsia | Fucsia | Fuchsia

1 x E27  máx. 60w 

PMMA  IP  44   1/1

 2,5 mts



Elige la serigrafía (bajo pedido)
Choose the screen print (by previous order)
Choisissez la sérigraphie (sur demande)

- LINES**
- 75203** O Orange | Naranja | Orange
 - 75204** GR Green | Verde | Verte
 - 75205** G Grey | Gris | Gris
 - 75206** F Fuchsia | Fucsia | Fuchsia



- DRIP**
- 75207** O Orange | Naranja | Orange
 - 75208** GR Green | Verde | Verte
 - 75209** G Grey | Gris | Gris
 - 75210** F Fuchsia | Fucsia | Fuchsia

- SPLASH**
- 75211** O Orange | Naranja | Orange
 - 75212** GR Green | Verde | Verte
 - 75213** G Grey | Gris | Gris
 - 75214** F Fuchsia | Fucsia | Fuchsia





Nuk ofrece amplias posibilidades de personalización ya que permite elegir entre 4 posibles colores y entre 4 tipos de serigrafía distintas (círculos, rallas y gotas de pintura).

Nuk features great customisation options, letting you choose between four different colours and between four different types of patterns (circles, stripes and paint drops).

Nuk offre de nombreuses possibilités de personnalisation puisqu'elle vous permet de choisir entre 4 couleurs et entre 4 différents types de sérigraphie (cercles, rayures et gouttes de peinture).



BALL-30 **NEW!**

bola | ball | boule

70490 w White | Blanco | Blanc

48 led 0,025w/led W 1,2

Con dimmer y temporizador

PE OPAL IP 68 1/1

DRIVER IN 6 h. 8 h.



BATERIA RECARGABLE 5V/1A

CARGADOR CON 1,80 MTS DE CABLE

Se recomienda desconectar una vez cargada la batería.

BALL-50 **NEW!**

bola | ball | boule

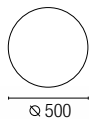
70491 w White | Blanco | Blanc

58 led 0,025w/led W 1,45

Con dimmer y temporizador

PE IP 68 1/1

DRIVER IN 6 h. 8 h.



BATERIA RECARGABLE 5V/1A

CARGADOR CON 1,80 MTS DE CABLE

Se recomienda desconectar una vez cargada la batería.





Bola de polietileno que incorpora tecnología led RGB. Funciona con batería recargable (duración 6h) y lleva mando a distancia. Su alto IP le permite ser sumergible.

Polyethylene ball featuring RGB LED technology. Powered by rechargeable battery (6-hour life) and includes remote control. Its high IP protection makes it waterproof.

Boule en polyéthylène avec la technologie LED RGB. Elle fonctionne avec une batterie rechargeable (durée 6h) et comprend une télécommande. Son degré de protection IP élevé permet de l'immerger.

KLAR



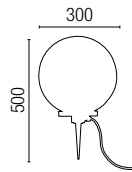
KLAR Ø300 mm

bola | ball | boule

73109 w White | Blanco | Blanc



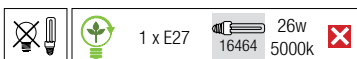
2,5 mts



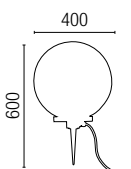
KLAR Ø400 mm

bola | ball | boule

73110 w White | Blanco | Blanc



2,5 mts





BALDA

bola | ball | boule

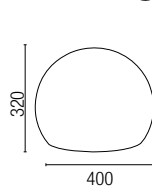
70498 W White | Blanco | Blanc

70499 W White | Blanco | Blanc

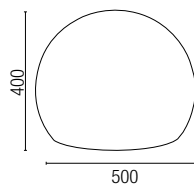
1 x E27 15w 5000k
 16592

PE OPAL IP 55 F 1/1

2 mts



Ref. 70498



Ref. 70499







FLIPPER



FLIPPER


bola | ball | boule

70619 w White | Blanco | Blanc

1 led  multicolor 0,025w 

PVC  IP  66   1/4

  8 h.

 150
130



Función multicolor | Multicolored function | Multicolore fonction





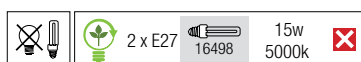
Luminaria de polietileno, con tres metros de cable, de uso exclusivo para lámparas de bajo consumo. Ideal para iluminar y ambientar zonas ajardinadas.


Polyethylene fixture with three metres of cable, for exclusive use with energy-saving bulbs. Ideal for mood lighting landscaped areas.

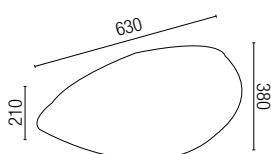
Luminaire en polyéthylène fourni avec trois mètres de câble et conçu pour une utilisation exclusive avec des ampoules basse consommation. Idéal pour éclairer et créer une ambiance dans les jardins.

STEIN

70750 W White | Blanco | Blanc



 3 mts




LED-8



estaca | stake | pique

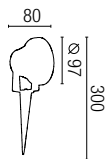
70530 **B** Black, white led | Negro, led blanco | Noir, led blanc

70531 **B** Black, green led | Negro, led verde | Noir, led verte

15 led  0,1w/led W 1,5
6000-6500k

AL INY. CRIS TRANS.  IP 55   1/2


 2,5 mts 





LED-9

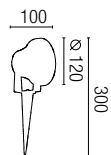
estaca | stake | pique

70535 **B** Black, green led | Negro, led verde | Noir, led verte

30 led  0,07w/led-110LM W 2,3

AL INY. CRIS TRANS.  IP 65   1/2


DRIVER  2 mts H05RN-F  IK 08





LED-9

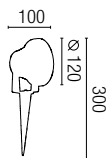

estaca | stake | pique

70468 **B** Black, white led | Negro, led blanco | Noir, led blanc

30 led  0,07w/led-110 LM W 2,3
4000-4500k

AL INY. CRIS  IP 65   1/2

DRIVER  2 mts H05RN-F  IK 08





Led-8 es una estaca de led con 2 metros y medio de cable. Realizada en aluminio inyectado y con un alto índice de protección contra cuerpos sólidos y líquidos (Ip55).

Led-8 is a LED stake with 2½ metres of cable. Made of cast aluminum with a high protection rating against solids and liquids (IP55).



Led-8 est un piquet de LED avec 2 mètres et demi de câble. Il est fabriqué en aluminium injecté et possède un indice de protection élevé contre les corps solides et liquides (IP55).

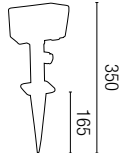
GARTEN-1

estaca | stake | pique

73100 **B** Black | Negro | Noir

ABS T.  IP 44   1/6

 2 mts | Máx. 2000w  2



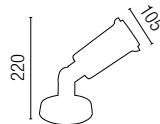
GARTEN-2

estaca | stake | pique

73101 **B** Black | Negro | Noir

1 x E27 PAR 38  máx. 80w   1 x E27 PAR 38  20w  16285




ABS T.  IP 44   2/6



SPIKE-1

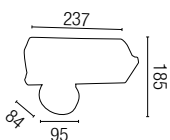
applique | wall lamp | applique

73117 **B** Black | Negro | Noir

 1 x PL G23  7R159 13w 6500k 

PVC  IP 44   1/6





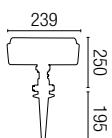
SPIKE-2

estaca | stake | pique

73118 **B** Black | Negro | Noir

1 x PL G23 7R159 13w 6500k

PVC IP 44 1/6



GARTEN-5

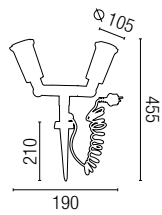
estaca | stake | pique

73112 **B** Black | Negro | Noir

2 x E27 PAR 38 16285 20w

ABS T. IP 44 2/6

2,5 mts



GARTEN-4

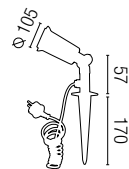
estaca | stake | pique

73111 **B** Black | Negro | Noir

1 x E27 PAR 38 16285 20w

ABS T. IP 44 2/6

2,5 mts



GARTEN-4

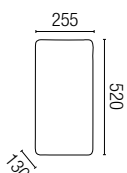
blister | blister | blister

73103 **B** Black | Negro | Noir

1 x E27 PAR 38 16285 20w

ABS T. IP 44 2/6

2,5 mts



TONO

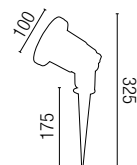
estaca | stake | pique

73150 **B** Black | Negro | Noir

1 x GU10 máx. 50w

AL INY. CRIS TRANS. IP 44 1/6

1,8 mts



INCA

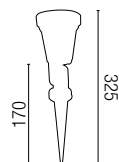
estaca | stake | pique

73113 **G** Grey | Gris | Gris

1 x MR16 12V 50w

AL INY. CRIS TRANS. IP 44 2/6

2 mts



AGAR PACK 2

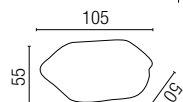
aplique | wall lamp | applique

70520 **DG** Dark grey | Gris oscuro | Gris foncé

2 led 0,06w/led
3 ML - 10000k

PC PVC IP 44 1/8

6H AA 1.2V



varios | miscellaneous | diuers
1
2
3
4
5
6
7
8

OUTDOOR | EXTERIOR | EXTÉRIEUR

g r e e n i n n o v a t i o n



8

Información, simbología, índice
Information, symbols, index
Information, symbules, index



ES

Laboratorio técnico propio de **faro** Barcelona

Faro Barcelona ha ampliado la capacidad de su Departamento de Control de Calidad, dotando su laboratorio de una maquinaria capaz de hacer los siguientes ensayos:

- Pruebas de IP
- Choques eléctricos.
- Choques de impacto.
- Hilo incandescente.
- Resistencia térmica y mecánica.
- Consumos y factores de potencia.

Gracias a estos avances, Faro Barcelona eleva el nivel de rigurosidad en sus ensayos y garantiza el estricto cumplimiento de las normativas y estándares europeos.

Faro colabora en la mejora del medio ambiente

apostando por las bombillas eficientes y contribuyendo con el ahorro energético y la lucha contra el calentamiento global.

En los catálogos Faro podrá encontrar junto a la bombilla de uso standard de cada artículo cual es la bombilla de bajo consumo que recomendamos y lo diferenciamos con este símbolo:



ENG

faro Barcelona Technical Laboratory

Faro Barcelona has extended the capacity of its Quality Control Department by equipping its laboratory with machinery that can conduct the following tests:

- IP Tests
- Electric shocks.
- Impacts.
- Incandescent thread.
- Thermal and mechanical resistance.
- Consumption and power factors.

Thanks to these advances, Faro Barcelona has raised the bar regarding the thoroughness of its tests and ensures that European regulations and standards are complied with fully.

Faro collaborates on improvements to the environment

with its commitment to efficient light bulbs and its contribution to energy saving and the campaign against global warming.

In Faro catalogues, next to the standard-use light bulb given for each item, you will see the recommended low-energy light bulb,

highlighted by this symbol:



FR

Laboratoire technique appartenant à **faro** Barcelona

Faro Barcelona a élargi la capacité de son Département de contrôle qualité, en dotant son laboratoire de machines capables de procéder aux essais suivants :

- Essais d'IP
- Chocs électriques.
- Chocs d'impact.
- Fil incandescent.
- Résistance thermique et mécanique.
- Consommations et facteurs de puissance.

Grâce à ces avancées, Faro Barcelona élève le niveau de rigueur de ses essais et garantit le strict respect des réglementations et normes européennes.

Faro collabore à améliorer l'environnement

en misant sur des ampoules efficaces, en contribuant aux économies d'énergie et en participant à la lutte contre le réchauffement de la planète.

Dans les catalogues Faro, vous trouverez, à côté de l'ampoule standard utilisée pour chaque article, l'ampoule basse consommation recommandée et qui se différencie avec ce

symbole:



POR

Laboratório técnico próprio da **faro** Barcelona

A Faro Barcelona ampliou a capacidade do seu Departamento de Controlo de Qualidade, dotando o seu laboratório de uma maquinaria capaz de fazer os seguintes ensaios:

- Testes de IP
- Choques eléctricos.
- Choques de impacto.
- Fio incandescente.
- Resistência térmica e mecânica.
- Consumos e factores de potência.

Graças a estes avanços, a Faro Barcelona eleva o nível de rigor nos seus ensaios e garante o estrito cumprimento das normas e padrões europeus.

A Faro colabora na melhoria do meio ambiente

apostando nas lâmpadas eficientes e contribuindo para a poupança energética e para a luta contra o aquecimento global.

Nos catálogos Faro poderá encontrar, junto à lâmpada de uso padrão de cada artigo, a lâmpada de baixo consumo recomendada e que se diferencia com este símbolo:



GER
Eigenes technisches Labor von faro Barcelona


Faro Barcelona hat die Leistungsfähigkeit seiner Qualitätssicherungsabteilung durch die Ausstattung ihres Labors mit Einrichtungen für folgende Tests erweitert.

- IP-Tests
- Elektroschocks
- Mechanische Stöße
- Glühfäden
- Thermische und mechanische Widerstandskraft
- Verbrauchs- und Leistungsaspekte

Dank dieser Erweiterungen kann Faro Barcelona jetzt seine Produktprüfungen noch wesentlich rigoroser durchführen und eine strikte Erfüllung der europäischen Normen und Standards garantieren.

Faro bemüht sich ständig um den Umweltschutz

Daher verwenden wir immer mehr effiziente Leuchtmittel und tragen damit zum Einsparen von Energie und zum Kampf gegen die Klimaerwärmung bei.

In den Katalogen von Faro finden Sie neben den Standard-Leuchtmitteln für die einzelnen Artikel auch jeweils passende Sparbirnen, die mit folgendem Symbol gekennzeichnet sind: 

NL
Eigen technisch laboratorium van faro Barcelona


Faro Barcelona heeft de capaciteit van haar Afdeling Kwaliteitscontrole uitgebreid met een laboratorium waarin de volgende testen kunnen worden uitgevoerd:

- Testen van de IP-code
- Elektrische schokken.
- Schok door impact.
- Gloeidraad.
- Thermische en mechanische weerstand.
- Verbruik en vermogensfactoren.

Dankzij deze vooruitgang is er bij Faro Barcelona sprake van een hoger striktheidsniveau tijdens het testen en garandeert een strikte naleving van de Europese normen en standaards.

Faro werkt mee aan de verbetering van het milieu

middels het gebruik van efficiënte lampen. Zo draagt zij bij aan de energiebesparing en aan de strijd tegen de opwarming van de aarde.

In de catalogi van Faro treft u naast de lamp voor standaardgebruik van ieder artikel de aanbevolen lamp met laag verbruik aan die met dit symbool wordt onderscheiden: 

IT
Laboratorio tecnico proprio di faro Barcelona


Faro Barcellona ha ampliato la capacità del suo Dipartimento di Controllo della Qualità, dotando il suo laboratorio di macchinari in grado di realizzare i seguenti test:

- Prove di IP
- Scariche elettriche.
- Test di impatto.
- Filo incandescente.
- Resistenza termica e meccanica.
- Consumi e fattori di potenza.

Grazie a questi progressi, Faro Barcelona alza il livello di rigorosità nei suoi test e garantisce il rigido rispetto delle normative e degli standard europei.

Faro collabora al miglioramento dell'ambiente

scommettendo sulle lampadine efficienti e contribuendo al risparmio energetico e alla lotta contro il riscaldamento globale.

Nei cataloghi Faro potrete trovare, assieme alla lampadina d'uso standard di ogni articolo, la lampadina di basso consumo consigliata e che si distingue con questo simbolo: 

GRK
Ιδιόκτητο τεχνικό εργαστήριο της faro Barcelona


Η Faro Barcelona έχει διευρύνει τις δυνατότητες του Τμήματος Ελέγχου Ποιότητας, εξοπλίζοντας το εργαστήριό της με μηχανήματα που πραγματοποιούν τα εξής τεστ:

- Τεστ IP
- Ηλεκτροπληξία.
- Κρούση.
- Νήμα πυρακτώσεως.
- Θερμική και μηχανική αντοχή.
- Κατανάλωση και παράγοντες ισχύος.

Χάρη σε αυτές τις εξελίξεις, η Faro Barcelona αυξάνει το επίπεδο αυστηρότητας στις δοκιμές της και εξασφαλίζει την απόλυτη τήρηση των ευρωπαϊκών κανονισμών και προτύπων

Η Faro συμβάλλει στη βελτίωση του περιβάλλοντος

χρησιμοποιώντας αποδοτικούς λαμπτήρες και συμβάλλοντας στην εξοικονόμηση ενέργειας και την καταπολέμηση της υπερθέρμανσης του πλανήτη.

Στους καταλόγους της Faro μπορείτε να βρείτε, μαζί με τον συμβατικό λαμπτήρα για κάθε προϊόν, τον συνιστώμενο λαμπτήρα χαμηλής κατανάλωσης που διακρίνεται με αυτό το σύμβολο: 

RUS

Собственная техническая лаборатория компании **faro** Barcelona

Потенциал Отдела контроля качества компании Faro Barcelona увеличился благодаря появлению в лаборатории оборудования, с помощью которого можно проводить следующие испытания:

- Тестирование IP
- Поражение электрическим током.
- Воздействие от столкновения.
- Спираль накаливания.
- Механическое и тепловое сопротивление.
- Потребление и коэффициент мощности.

Благодаря этому компания Faro Barcelona предъявляет все более жесткие требования к проведению исследований и обеспечивает строгое соответствие европейским стандартам и нормам.

Faro заботится об окружающей среде делая ставку на эффективные электрические лампы, позволяющие экономить энергию и бороться с глобальным потеплением.

В каталогах Faro можно найти как стандартные лампы различных типоразмеров, так и рекомендуемые энергосберегающие лампы, отмеченные специальным символом:



CZ

Vlastní technická laboratoř společnosti **faro** Barcelona

Faro Barcelona rozšířila kapacitu oddělení kontroly kvality a vybavila svou laboratoř přístroji, na nichž lze provádět následující testy:

- Zkoušky krytí IP
- Elektrické šoky.
- Nárazy.
- Žhavicí vlákno.
- Tepelný a mechanický odpor.
- Spotřeba a výkonové faktory.

Díky tomuto modernímu přístupu zvyšuje Faro Barcelona úroveň přesnosti svých testů a zaručuje tak striktní plnění evropských norem a standardů.

Používáním efektivních žárovek přispívá firma Faro

ke zlepšení životního prostředí, úspore elektrické energie a boji proti globálnímu oteplování.

V katalozích Faro naleznete vedle standardní žárovky vhodné pro jednotlivé zboží i doporučenou žárovku s nízkou spotřebou, která je označena tímto symbolem:



BL

Собствена техническа лаборатория на **faro** Barcelona

Faro Barcelona разшири капацитета на своя Отдел за контрол на качеството, като обзаведе лабораториите си с оборудване за осъществяване на следните изпитвания:

- Изпитвания за степен на защита (IP)
- Токови удари.
- Удари в твърд предмет.
- Нажежена жичка.
- Термична и механична устойчивост.
- Консумирана мощност и коефициент на мощността.

По този начин Faro Barcelona повишава точността на изпитванията и гарантира стриктно спазване на европейските

Faro съдейства за подобряване на околната среда чрез използване на енергоспестяващи крушки, с което дава своя принос в борбата с глобалното затопляне.

В каталозите на Faro всеки продукт може да се използва както със стандартна, така и с енергоспестяваща крушка, която е препоръчителна и е означена със следния символ:



PL

Laboratorium techniczne należące do **faro** Barcelona

Firma Faro Barcelona rozszerzyła zakres kompetencji swojego Działu Kontroli Jakości, wyposażając laboratorium w urządzenia wykonujące następujące testy:

- Próby IP
- Porażenia prądem.
- Wstrząsy.
- Włókno żarzenia.
- Wytrzymałość termiczna i mechaniczna.
- Zużycie i czynniki mocy.

Dzięki tym procedurom firma Faro Barcelona zaostrzyła poziom testów, gwarantując bezwzględne przestrzeganie norm i standardów europejskich.

Firma Faro chroni środowisko

stawiając na wydajne żarówki i oszczędność energii, przyczyniając się tym samym do walki z globalnym ociepleniem.

Oprócz informacji o standardowych żarówkach, katalogi Faro zawierają zalecenia dotyczące żarówek energooszczędnych wyróżnione tym symbolem:



























	ES	GB	FR	PT	GER	NL	I	GRK	RUS	CZ	BL	PL
	Con toma de tierra Aisla. clase I	Has a protective earth Class I protection	Avec prise de terre Catégorie de protection I	Com ligação terra Isolamento classe I	Mit Erdschluss Isolierung der Klasse I	Met aardleiding Isolatie klasse I	Con messa a terra Isola. tipo I	Με γείωση Μόνωση κλάσης I	С контактом заземления Изоляция класс I	S uzemněním Izolace třídy I	Със заземляване Изолация клас I	Z uziemieniem Izolacja klasy I
	Aislamiento clase II	Reinforced or double insulation (class II protection)	Isolément de protection (classe de protection II)	Isolamento (clase II)	Isolierung der Klasse II	Isolatie klasse II	Isolamento tipo II	Μόνωση κλάσης II	Изоляция класс II	Izolace třídy II	Изоляция клас II	Izolacja klasy II
	Aislamiento clase III	Low voltage protection (class III protection)	Très basse tension de protection (classe protec. III)	Isolamento (clase III)	Isolierung der Klasse III	Isolatie klasse III	Isolamento tipo III	Μόνωση κλάσης III	Изоляция класс III	Izolace třídy III	Изоляция клас III	Izolacja klasy III
	Para montaje en superficies inflamables	For installation on flammable surfaces	Pour montage sur matériaux inflammables	Para montagem em superficies inflamáveis	Montageschild bei entflammbaren Oberflächen	Om te monteren op ontvlambare oppervlakken	Per il montaggio su superfici infiammabili	Για τοποθέτηση σε εύφλεκτες επιφάνειες	Для монтажа на легковоспламеняющихся поверхностях	Pro montáž na hořlavých površích	За монтаж/уру леозагаляими повърхности	Domontaż na powłaczalnych powierzchniach
	ABS	ABS	ABS	ABS	ABS	ABS	ABS	ABS	ABS	ABS	ABS	ABS
	ABS TERM	ABS TERM	ABS TERM	ABS TERM	ABS TERM	ABS TERM	ABS TERM	ABS TERM	ABS TERM	ABS TERM	ABS TERM	ABS TERM
	Acero	Steel	Acier	Aço	Stahl	Staal	Acciaio	χάλυβας	сталь	Ocel	Стомана	Stal
	Acero inox.	Stainless	Acier inoxydable	Aço inoxidável	Edelstahl	Roestvrij staal	Acciaio inossi.	Ανοξείδωτο χάλυβα	нержавеющая сталь	Nerez	нерждаема стомана	Stali nierd-zewnej
	Acrílico	Acrylic	Acrylique	Acrílico	Acryl	Acryl	Acrilico	Ακρυλικό	Акриловый	Akryl	Акрил	Akrylowy
	Acrílico opal	Opal acrylic	Acrylique opale	Acrílico opal	Opal Acryl	Opaal acrylaat	Acrílico opale	Opal ακρυλικό	Опал акриловые	Opal akrylové	Опал акрил	Mlecznego akrylu
	Aluminio	Aluminium	Aluminium	Alumínio	Aluminium	Aluminium	Alluminio	Αλουμίνιο	Алюминий	Hliník	Алуминий	Aluminium
	Aluminio inyectado	Cast aluminum	Fonte d'aluminium	Alumínio fundido	Aluminium-guss	Gegoten aluminium	Alluminio pressofuso	Χυτό αλουμίνιο	Литой алюминиевый	Litého hliníku	Участват алуминий	Odlwanego aluminium
	Cristal	Glass	Verre	Vídrdo	Glas	Glas	Vetro	Υαλί	Стекло	Sklo	Стькло	Szko
	Cristal biselado	Beveled glass	Verre biseauté	Vídrdo biselado	Abgeschrägte Glas	Schuine glas	Vetro smussato	λοζόμητη γυαλί	Скошенные стекла	Zkosené sklo	Beveled стькло	Fazowane szklo
	Cristal burbuja	Glass bubble	Verre bulle	Crystal Bolha	Glas Blase	Glazen zeeperbel	Vetro con bolle	γυαλί φουσαλίδας	пузырь стекла	Skleněné bublině	Стьклени балон	Bańka szklana
	Cristal opal	Opal glass	Verre opale	Vídrdo opal	Opalglas	Opaal glas	Vetro opalino	Opal γυαλί	Матовое стекло	Opálové sklo	Млечно стькло	Szko mleczne
	Cristal óptico	Optical glass	Verre optique	Vídrdo óptico	Optisches Glas	Optisch glas	Vetro ottico	Οπτική γυαλί	Оптическое стекло	Optické sklo	Оплично стькло	Szka optycznego
	Cristal rústico	Rustic glass	Verre rustique	Vídrdo rústico	Landhaus Glas	Rustieke glas	Vetro rustico	ρουστίκ γυαλί	деревенский стекло	Rustikální sklo	Селски стькло	Szko proste
	Cristal templado	Tempered glass	Verre trempé	Vídrdo temperado	Gehärtetes Glas	Gehard glas	Vetro temperato	γυαλί	закаленное стекло	Tvrzené sklo	Закалено стькло	Szko hartowane
	Cristal transpa.	Transparent glass	Verre transparent	Vídrdo transpa.	Transparentem Glas	Transparant glas	Vetro trasparente	Διαφανές γυαλί	Прозрачное стекло	Průhledné sklo	Прозрачно стькло	Przezroczystego szkła
	Cristal translucido	Translucent glass	Verre translucide	Vídrdo translúcido	Translucent Glas	Doorschijnend glas	Vetro traslucido	Διαφανές γυαλί	Прозрачные стекла	Translucent стькло	Průhledné sklo	Przezroczyste szkła

1
2
3
4
5
6
7
8
 información, simbología, índice | information, symbols, index | information, symbolen, index | information, symbolen, index






	ES	GB	FR	PT	GER	NL	I	GRK	RUS	CZ	BL	PL
HIPP	Hipp	Hipp	Hipp	Hipp	Hipp	Hipp	Hipp	Hipp	Hipp	Hipp	Hipp	Hipp
MAD	Madera	Wood	Bois	Madeira	Holz	Hout	Legno	ξύλο	дерево	Dřevo	дърво	Drewno
MET	Metal	Metal	Métal	Metal	Metall	Metaal	Metallo	Μέταλλο	Металл	Kov	Метал	Metal
PMMA	PMMA	PMMA	PMMA	PMMA	PMMA	PMMA	PMMA	PMMA	PMMA	PMMA	PMMA	PMMA
PMMA OPAL	PMMA OPAL	PMMA acrylic	PMMA opale	PMMA opal	Opal PMMA	Opaal PMMA	PMMA opale	Opal PMMA	PMMA акриловые	Opal PMMA	Опал PMMA	Mlecznego PMMA
PC	Policarbonato	Polycarbonate	Polycarbonate	Policarbonato	Polycarbonat	Polycarbonnat	Policarbonato	πολυάνθρακας	поликарбонат	polykarbonát	поликарбонат	Poliwęglan
PC OPAL	Policarbonato opal	Opal polycarbonate	Polycarbonate opale	Policarbonato opal	Opal polycarbonat	Opaal polycarbonnat	Policarbonato opale	Opal πολυάνθρακας	Опал поликарбонат	Opal polykarbonát	Опал поликарбонат	Mlecznego Poliwęglan
PC TRANS	Policarbonato transp.	Transparent polycarbonate	Polycarbonate transparent	Policarbonato transp.	Transparentem polycarbonat	Transparant polycarbonnat	Policarbonato transp.	Διαφανές πολυάνθρακας	Прозрачное поликарбонат	Průhledné polykarbonát	Прозрачно поликарбонат	Przezroczyste Poliwęglan
PC TRANSL	Policarbonato transl.	Translucent polycarbonate	Polycarbonate translucide	Policarbonato transl.	Translucent polycarbonat	Doorschijnend polycarbonnat	Policarbonato transl.	Διαφανές πολυάνθρακας	Прозрачные поликарбонат	Translucent polykarbonát	Průhledné поликарбонат	Przezroczyste Poliwęglan
PE	Polietileno	Polyethylene	Polyéthylène	Polietileno	Polyethylen	Polyethyleen	Polietilene	πολυαιθυλένιο	полиэтилен	Polyethylen	полиэтилен	Polietylen
PE OPAL	Polietileno opal	Opal polyethylene	Polyéthylène opale	Polietileno opal	Polyethylen opal	Polyethyleen opaal	Polietilene opale	πολυαιθυλένιο opal	полиэтилен опал	Polyethylen opál	Полиэтиленови Опал	Polietylen opal
PVC	PVC	PVC	PVC	PVC	PVC	PVC	PVC	PVC	PVC	PVC	PVC	PVC
PVC OPAL	PVC opal	Opal PVC	PVC opale	PVC opal	Opal PVC	Opaal PVC	PVC opale	Opal PVC	Опал PVC	Opal PVC	Опал PVC	PVC Poliwęglan
PVC TRANS	PVC transp.	Transparent PVC	PVC transparent	PVC transp.	Transparentem PVC	Transparant PVC	PVC transp.	Διαφανές PVC	Прозрачное PVC	Průhledné PVC	Прозрачно PVC	PVC Poliwęglan









	ES	GB	FR	PT	GER	NL	I	GRK	RUS	CZ	BL	PL
AL	Aluminio	Aluminium	Aluminium	Alumínio	Aluminium	Aluminium	Alluminio	Αλουμίνιο	Αλουμίνιο	Hliník	Алуминий	Aluminium
B	Negro	Black	Noir	Preto	Schwarz	Zwart	Nero	Μαύρο	Черный	Černá	Черен	Czarny
BL	Azul	Blue	Bleue	Azul	Blau	Blauw	Blu	Μπλε	Синий	Modrý	Син	Niebieski
BR	Marrón	Brown	Marron	Castanho	Braun	Bruin	Marrone	καφετής	Аоричневый цвет	Hnědá	Кафяв	Brazowy
BU	Burdeos	Bordeaux	Bordeaux	Bordéus	Bordeauxrot	Bordeaux	Bordò	Μπορντό	Бордо	Bordeaux	Бордо	Bordeaux
CH	Cromo	Chrome	Chrome	Cromo	Chrom	Chroom	Cromo	Χρómιο	Хромированный	Chróm	Хром	Chrom
DB	Marrón oscuro	Dark Brown	Marron foncé	Castanho-escuro	Dunkelbraun	Donkerbruin	Marrone scuro	Σκούρο Καφέ	Темно-коричневый	Tmavé hnědá	Тъмнокфяв	Ciemny brazowy
DG	Gris oscuro	Dark gray	Gris noir	Cinza obscuro	Dunkelgrau	Donkergrijs	Grigio scuro	Γκρι σκούρο	Темно-серый	Tmavé šedá	Тъмносив	Ciemny szary
F	Fucsia	Fuchsia	Fuchsia	Fúcsia	Fuchsie	Fuchsia	Fucsia	φουξία	фуксия	Fuchsie	Обичка	Fuksja
G	Gris	Gray	Gris	Cinza	Grau	Grijs	Grigio	Γκρι	Серый	Šedá	Сив	Szary
GR	Verde	Green	Vert	verde	Grün	groen	verde	Πράσινο	зеленый	zelená	зелено	czzerwony
IN	Inoxidable	Stainless	Inoxidable	Inoxydable	Rostfrei	Roestvrij	Inossidabile	ανοξειδωτός	Нержавеющий	Nerezová	нерждаема	Stal
MN	Niquel mate	Matt nickel	Nickel mat	Niquel matte	Mattes Nickel	Nikkel mat	Nichel opaco	Νίκελ ματ	Матовый никель	Matný nikel	Матираникел	Nikiel matowy
MW	Blanco mate	Matt white	Blanc mat	Branco matte	Mattweiß	Matwit	Bianco opaco	Ματ Λευκό	Сдвоенного белого	Matte Bílá	Матираникел	Bialy matowy
O	Naranja	Orange	Orange	Laranja	Orange	Oranje	Arancione	Πορτοκάλι	Оранжевый	Oranžový	Πορτοκαλ	Pomarańczowy
OG	Oro envejecido	Old Gold	Or vieilli	Ouro envelhecido	Altgold	verouderd goud	Oro invecchiato	Χρυσό αντικέ	старое золото	Zašlé zlato	Състарено злато	stare złoto
OS	Plata envejecida	Old silver	Argent vieilli	Prata envelhecida	Antikes Silber	Antiek zilver	Argento antico	Αντίκες ασήμι	Античный серебро	Starožitné stříbro	Античен серебро	Srebro antyczne
R	Marrón óxido	Rust	Rouille	Castanho oxidado	Oxidbraun	Roestbruin	Marrone ossido	Καφέ της σκουριάς	Темная ржавчина	Hnědá s efektem oxidace	Ръждиво кафяв	Bordowy
RE	Rojo	Red	Rouge	Ouro envelhecido	Rot	rood	Rosso	Κόκκινο	красный	Červená	Червено	czzerwony
W	Blanco	White	Blanc	Branco	Weiß	Wit	Bianco	Λευκό	Белый	Bílá	Бял	Biały

	ES	GB	FR	PT	D	NL
	Cumplen norma europea	Conforms to European requirements	Conformes aux normes européennes	Cumpren as normas europeias	Erfüllen die europäische Norm	Voldoen aan de Europese wetgeving
	Uso exclusivo bajo consumo	Use only enersaving lamp	Utilisez seulement avec des ampoules de basse consommation	Use somente a lampada de baixa consumo	Benutzen Sie nur Energieeinsparungslampen	De energiebesparingslamp van het gebruik slechts
	Bombilla recomendada bajo consumo	energy saver recommended bulb	Ampoule recommandée basse consommation	Recomenda lâmpada de baixo consumo energético	Empholen energies par lampe	Aanbnden sparlamp
	No incluida Incluida	Not included Included	Non incluse Incluse	Não incluida Incluida	Nicht eingeschlossen Eingeschlossen	Niet inbegrepen Inbegrepen
	Unidad embalaje unidad de venta	Packaging unit sales unit	Unité d'emballage unité de vente	Unidade por embalagem unidade de venda	Verpackungseinheit Verkaufseinheit	Eenheid verpakking eenheid verkoop
	Tipo de bombilla, casquillo, potencia	Type of light bulb, socket, power	Type d'ampoule, douille, puissance	Tipo de lâmpada, casquilho, potencia	Art der Glühbirne, Sockel, Leistungsstärke	Type gloeilamp, lampfitting, vermogen
	Largo Diámetro	Width Diameter	Largeur Diamètre	Largura Diâmetro	Länge Durchmesser	Lang Diameter
	Sin pantalla Tomas	Without shade Sockets	Sans abat-jour Prises	Sem abat jour Tomadas	Ohne Schirm Anschlüsse	Zonder scherm Aansluitingen
	Cable	Cable	Câble	Cabo	Kabel	Kabel
	Interruptor Doble interruptor	Switch Double switch	Interrupteur Double interrupteur	Interruptor Doble interruptor	Schalter Doppelter Schalter	Schakelaar Dubbele schakelaar
	Pila Solar	Battery Solar	Pile Solaire	Pilha Solar	Batterie Sonnenenergie	Bak Bevloeren
	Transformador especial Con cable (x+y metros)	Special transformer With cable (x+y metres)	Transformateur spécial Avec câble (x+y mètres)	Transformador especial Com cabo (x+y metros)	Spezieller Transformator Mit Kabel (x+y meter)	Speciale transformator Met kabel (x+y meter)
	Agujero para empotrar	Cut out	Trou d'encastrement	Furo para encastrar	Bohrloch zum Einbauen	Gat om in te bouwen
	Autonomía Tiempo de carga	Service time Charging time	Autonomie Temps de charge	Autonomia Tiempo de carga	Brenndauer Aufladezeit	Autonomie Herlaadtijd
	Tiempo de ajuste	Adjustable duration time	Temps de réglage	Tempo de ajuste	Einstellzeit	Afsteltijd
	Resistencia en kilos	Resistance in kilos	Résistance en kilos	Resistencia em kilos	Widerstand in kilos	Weerstand in kilo's
	Ángulo de detección -Sensor de movimiento	Detection angle Sensor movement	Angle de détection Décteur de mouvement	Angulo de detacção -Sensor de movimento	Detektionswinkel Bewegungssensor	Beschermingshoek Bewegingssensor
	Con equipo Reactancia incluida	With equipment Ballast included	Avec l'équipement Ballast inclus	Com equipamento Equipamento incluido	Mit Anlage Reaktanz eingeschlossen	Met uitrusting Reactancia inbegrepen
	Repuesto o recambio	Spare part	Pièce de rechange	Substituição	Ersatzteil oder Austauschteil	Voorraad of vervanging

	ES	GB	FR	PT	D	NL
DRIVER	DRIVER	DRIVER	DRIVER	DRIVER	DRIVER	DRIVER
DRIVER HEP	DRIVER HEP	DRIVER HEP	DRIVER HEP	DRIVER HEP	DRIVER HEP	DRIVER HEP
DRIVER IN	DRIVER Incorporado	DRIVER IN	DRIVER IN	DRIVER IN	DRIVER IN	DRIVER IN
DRIVER IN HEP	DRIVER IN HEP	DRIVER IN HEP	DRIVER IN HEP	DRIVER IN HEP	DRIVER IN HEP	DRIVER IN HEP
	Sensor de luz	Light detector	Détecteur de lumière	Sensor de luz	Lichtsensor	Lichtsensor
	Nº Leds	Leds number	Nº Leds	Nº Leds	Anzahl der Led-Lichter	Nº Leds
	Día/noche	Day/night	Jour/nuit	Dia/noite	Tag/nacht	Dag/nacht
	Orientable	Adjustable	Orientable	Ajustável	Drehbar	Verstelbare
	Mando a distancia	Remote control	Télécommande	Comando à distancia	Doppelte Intensität	Dubbele intensiteit

	I	GRK	RUS	CZ	BL	PL
	Secondo la normativa europea	Πληρούν τον ευρωπαϊκό κανονισμό	Соответствуют европейскому стандарту	Splňují evropskou normu	По европейски стандарт	Zgodne z normą europejską
	Utilizzi soltanto la lampada de saving di energia	αποκλειστική χρήση λαμπτήρας χαμηλής κατανάλωσης	уникальная система энергосберегающая лампочка	Pouze úsporné užití	За ползване само с енергоспестяващи крушки	Wyłącznie do użytku energooszczędnego
	Lampadina basso consumo	Συνιστάται χαμηλής ενέργειας λαμπτήρα	рекомендовал низкой энергосберегающую лампу	Doporučená žárovka s nízkou spotřebou	Препоръчителна енергоспестяваща крушка	Zalecana żarówka energooszczędna
	Non inclusa Inclusa	Δεν συμπεριλαμβάνεται συμπεριλαμβάνεται	Не включена включена	Není přiložena Přiložena	Не е включена Включена	Nie dołączono Dołączono
	Unità di imballaggio Unità di vendita	Μονάδα συσκευασίας, μονάδα πώλησης	Ед. упаковки Ед. изделия	Jednotka balení jednotka prodeje	Опаковка, продажна единица	Jednostka opakowania jednostka sprzedaży
	Tipo di lampadina, socket, potenza	Τύπος λαμπτήρα, ντουί, ισχύς	Тип лампочки, цоколь, мощность	Typ žárovky, objímka, výkon	Вид крушка, фасунга, мощност	Rodzaj żarówki, gwint, moc
	Larghezza Diametro	Μήκος Διάμετρος	Длина Диаметр	Délka, průměr	Дължина, диаметър	Długość, średnica
	Senza paralume Prese	Χωρίς καπέλο Πρίζες	Без экрана Розетки	Bez obrazovky/přívodů	Без екран/контакти	Bez ekranu/gniazdek
	Cavo	Καλώδιο	кабель	kabel	кабел	kabel
	Interruttore Doppio interruttore	Διακόπτης Διπλός διακόπτης	Выключатель Двойной выключатель	Vypínač / dvojitý vypínač	Прекъсвач / двоен прекъсвач	Wyłącznik / podwójny wyłącznik
	Pila Solare	Μπαταρία Ηλιακό	Солнечный аккумулятор	Solární baterie	Слънчева батерия	Bateria słoneczna
	Trasformatore speciale Con cavo (x+y metri)	Ειδικός μετασχηματιστής Με καλώδιο (x+y μέτρα)	Специальный трансформатор С кабелем (x+y метров)	Speciální transformátor se šňúrou (x+y metrů)	Специален трансформатор с кабел (x+y метра)	Specjalny transformator z kablem (x+y metrów)
	Foro per incasso	Οπή για εντοίχιση	Отверстие для встраивания	Otvor k vložení	Монтажен отвор	Otwór do mocowania
	Autonomia Tiempo de carga	Αυτονομία Χρόνος επαναφόρτισης	Длительность работы Время зарядки	Výdrž - doba nabíjení	Време за автономна работа време за зареждане	Zakres czasu ładowania
	Tempo di regolazione	Χρόνος προσαρμογής	Время регулировки	Čas seřízení	Време за настройка	Czas regulacji
	Resistenza in kg	Ανθεκτικότητα σε κιλά	Сопротивление в килограммах	Odolnost v kg	Устойчивост в килограми	Wytrzymałość w kilo
	Angolo di rilevamento -Sensore movimento	Γωνία ανίχνευσης Αισθητήρας κίνησης	Угол обнаружения Датчик движения	Detekční úhel / senzor pohybu	Ъглов обхват / сензор за движение	Kąt wykrywania/ czujnik ruchu
	Con attrezzatura Reattanza inclusa	Με εξοπλισμό Συμπεριλαμβάνεται αντίσταση	С оборудованием Сопротивление включено	Včetně zařízení reaktance	С оборудване включено съпротивление	Zestaw reakcji w komplecie
	Pezzi di ricambio	Ανταλλακτικό	Сменная или запасная деталь	náhradní díly nebo	: резервни части или	części zamiennych lub

	I	GRK	RUS	CZ	BL	PL
DRIVER	DRIVER	DRIVER	DRIVER	DRIVER	DRIVER	DRIVER
DRIVER HEP	DRIVER HEP	DRIVER HEP	DRIVER HEP	DRIVER HEP	DRIVER HEP	DRIVER HEP
DRIVER IN	DRIVER IN	DRIVER IN	DRIVER IN	DRIVER IN	DRIVER IN	DRIVER IN
DRIVER IN HEP	DRIVER IN HEP	DRIVER IN HEP	DRIVER IN HEP	DRIVER IN HEP	DRIVER IN HEP	DRIVER IN HEP
	Sensor luce	Αισθητήρας φωτός	Датчик света	Světelný senzor	светлинен сензор	Czujnik światła
	N° Leds	Αρ. Led	Кол-во индикаторов	Počet LED	Брой LED светлини	Ilość diod led
	Giorno/notte	День/Ночь	Ημέρα – νύχτα	Den/noc	Ден/нощ	Dzień/noc
	Regolabile	ρυθμιζόμενο	Регулируемый	Nastavitelný	Регулируеми	Orientacja
	Doppia intensità	Τηλεχειριστήριο	Дистанционное управление	Dálkové ovládání	Дистанционно управление	Zdalne sterowanie

    	<p>ES La primera cifra (IP x...) indica la protección del aparato contra la penetración de cuerpos sólidos.</p> <p>0 No protegido</p> <p>1 Protegido contra la penetración de cuerpos sólidos con $\varnothing \geq 50$ mm</p> <p>2 Protegido contra la penetración de cuerpos sólidos con $\varnothing \geq 12$ mm</p> <p>3 Protegido contra la penetración de cuerpos sólidos con $\varnothing \geq 2,5$ mm</p> <p>4 Protegido contra la penetración de cuerpos sólidos con $\varnothing \geq 1$ mm</p> <p>5 Protegido contra el polvo</p> <p>6 Totalmente protegido contra el polvo</p>	<p>La segunda cifra (IP x...) indica la protección del aparato contra la lluvia.</p> <p>0 No protegido</p> <p>1 Protegido contra la caída vertical de gotas de agua</p> <p>2 Protegido contra la lluvia con un ángulo máx de 15° sobre la vertical</p> <p>3 Protegido contra la lluvia con un ángulo máx de 60° sobre la vertical</p> <p>4 Protegido contra salpicaduras y protección del agua</p> <p>5 Protegido contra chorros de agua</p> <p>6 Protegido contra potentes chorros de agua</p> <p>7 Protegido contra inundaciones temporales.</p> <p>8 Protegido contra inmersiones prolongadas</p>
  	<p>ENG The first digit (IP x...) indicates the protection from solid objects.</p> <p>0 Non protected.</p> <p>1 Protected against solid objects bigger than 50 mm.</p> <p>2 Protected against solid objects bigger than 12 mm.</p> <p>3 Protected against solid objects bigger than 2,5 mm.</p> <p>4 Protected against solid objects bigger than 1 mm.</p> <p>5 Dust protected.</p> <p>6 Dust tight.</p>	<p>The second digit (IP ...x) indicates protection from moisture.</p> <p>0 Non protected.</p> <p>1 Protected against dripping water.</p> <p>2 Protected against dripping water when tilted up to 15°.</p> <p>3 Protected against spraying water.</p> <p>4 Protected against splashing water.</p> <p>5 Protected against water jets.</p> <p>6 Protected against heavy seas.</p> <p>7 Protected against the effects of immersion.</p> <p>8 Protected against submersion.</p>
<p>FR</p>	<p>Le premier chiffre (IP x...) indique le degre de protection des parties contre les corps solides.</p> <p>0 Pas de protection.</p> <p>1 Protection contre corps de diamètre supérieur à 50 mm.</p> <p>2 Protection contre corps de diamètre supérieur à 12 mm.</p> <p>3 Protection contre corps de diamètre supérieur à 2,5 mm.</p> <p>4 Protection contre corps de diamètre supérieur à 1 mm.</p> <p>5 Protection contre dépôts de poussière.</p> <p>6 Protection contre toute infiltration de poussière.</p>	<p>Le deuxieme chiffre (IP ...x) indique le degre de protection contre l'eau.</p> <p>0 Pas de protection.</p> <p>1 Protection contre chute verticale de gouttes d'eau.</p> <p>2 Protection contre chute de gouttes d'eau jusqu'à 15° de la verticale.</p> <p>3 Protection contre pluie de 0° à 60° de la verticale et ruissellement.</p> <p>4 Protection contre projections d'eau de toutes les directions.</p> <p>5 Protection contre jets d'eau de toutes les directions.</p> <p>6 Protection contre jets d'eau de forte pression et paquets de mer.</p> <p>7 Protection contre immersion à moins d'un metre de profondeur.</p> <p>8 Protection contre immersion permanente à plus d'un metre de profondeur.</p>
<p>POR</p>	<p>O primeiro digito (IP x...) indica o grau de protecção contra corpos solidos.</p> <p>0 Sem protecção.</p> <p>1 Protegido contra a penetração de corpos solidos com $\varnothing > 50$ mm.</p> <p>2 Protegido contra a penetração de corpos solidos com $\varnothing > 12$ mm.</p> <p>3 Protegido contra a penetração de corpos solidos com $\varnothing > 2,5$ mm.</p> <p>4 Protegido contra a penetração de corpos solidos com $\varnothing > 1$ mm.</p> <p>5 Protegido contra o pó.</p> <p>6 Totalmente protegido contra o pó.</p>	<p>O segundo digito (IP ...x) indica o grau de proteccao contra po e chuva.</p> <p>0 Sem protecção.</p> <p>1 Protegido contra a queda vertical de gotas de água.</p> <p>2 Protegido contra água en forma de chuva con un angulo max. de 15°.</p> <p>3 Protegido contra água en forma de chuva con un angulo max. de 60°.</p> <p>4 Protegido contra projecções de água.</p> <p>5 Protegido contra jactos de água en todas as direcções.</p> <p>6 Protegido contra potentes jactos de agua.</p> <p>7 Protegido contra a imersão temporária.</p> <p>8 Protegido contra a imersão prolongada.</p>
<p>GER</p>	<p>Die erste Ziffer (IP x...) gibt den Schutz des Apparats gegen das Eindringen von festen Körpern an.</p> <p>0 Nicht geschützt.</p> <p>1 Geschützt gegen das Eindringen von festen Körpern mit $\varnothing \geq 50$ mm.</p> <p>2 Geschützt gegen das Eindringen von festen Körpern mit $\varnothing \geq 12$ mm.</p> <p>3 Geschützt gegen das Eindringen von festen Körpern mit $\varnothing \geq 2,5$ mm.</p> <p>4 Geschützt gegen das Eindringen von festen Körpern mit $\varnothing \geq 1$ mm.</p> <p>5 Geschützt gegen Staub.</p> <p>6 Vollkommen gegen Staub geschützt.</p>	<p>Die zweite Ziffer (IP ...x) gibt den Schutz des Apparats gegen Regen an.</p> <p>0 Nicht geschützt.</p> <p>1 Geschützt gegen vertikal fallende Wassertropfen.</p> <p>2 Geschützt gegen Regenfall mit einem Winkel von max. 15° über die alemanSenkrechte.</p> <p>3 Geschützt gegen Regenfall mit einem Winkel von max. 60° über die Senkrechte.</p> <p>4 Geschützt gegen Spritzer und Schutz gegen Wasser.</p> <p>5 Geschützt gegen Wasserschauer.</p> <p>6 Geschützt gegen starke Wasserschauer.</p> <p>7 Geschützt gegen zeitweilige Überschwemmungen.</p> <p>8 Geschützt bei länger anhaltendem Eintauchen.</p>
<p>NL</p>	<p>Het eerste cijfer (IP x...) geeft de beschermingsgraad weer van het apparaat tegen het binnendringen van vaste elementen.</p> <p>0 Biedt geen bescherming</p> <p>1 Biedt bescherming tegen het binnendringen van vaste elementen met $\varnothing \geq 50$ mm.</p> <p>2 Biedt bescherming tegen het binnendringen van vaste elementen met $\varnothing \geq 12$ mm.</p> <p>3 Biedt bescherming tegen het binnendringen van vaste elementen met $\varnothing \geq 2,5$ mm.</p> <p>4 Biedt bescherming tegen het binnendringen van vaste elementen met $\varnothing \geq 1$ mm.</p> <p>5 Biedt bescherming tegen stof.</p> <p>6 Biedt volledige bescherming tegen stof.</p>	<p>Het tweede cijfer (IP ...x) geeft de beschermingsgraad van het apparaat tegen de regen weer.</p> <p>0 Biedt geen bescherming</p> <p>1 Biedt bescherming tegen het verticaal neerkomen van waterdruppels.</p> <p>2 Biedt bescherming tegen regen met een max. hoek van 15° over verticaal.</p> <p>3 Biedt bescherming tegen regen met een max. hoek van 60° over verticaal.</p> <p>4 Biedt bescherming tegen spetters en tegen water.</p> <p>5 Biedt bescherming tegen waterstralen.</p> <p>6 Biedt bescherming tegen krachtige waterstralen.</p> <p>7 Biedt bescherming tegen tijdelijke overstromingen.</p> <p>8 Biedt bescherming tegen langdurige onderdompelingen.</p>


IT

La prima cifra (IP x...) indica la protezione del sistema contro l'ingresso di corpi solidi.

- 0 Non protetto
- 1 Protetto contro l'ingresso di corpi solidi con $\varnothing \geq 50$ mm.
- 2 Protetto contro l'ingresso di corpi solidi con $\varnothing \geq 12$ mm.
- 3 Protetto contro l'ingresso di corpi solidi con $\varnothing \geq 2,5$ mm.
- 4 Protetto contro l'ingresso di corpi solidi con $\varnothing \geq 1$ mm.
- 5 Protetto contro la polvere.
- 6 Totalmente protetto contro la polvere.

La seconda cifra (IP ...x) indica la protezione del sistema contro la pioggia.

- 0 Non protetto
- 1 Protetto contro la caduta verticale di gocce d'acqua.
- 2 Protetto contro la pioggia con angolo max. di 15° sulla verticale.
- 3 Protetto contro la pioggia con angolo max. di 60° sulla verticale.
- 4 Protetto contro gli spruzzi e l'ingresso di acqua.
- 5 Protetto contro i getti d'acqua.
- 6 Protetto contro i getti potenti d'acqua.
- 7 Protetto contro inondazioni temporanee.
- 8 Protetto contro le immersioni prolungate.

GRK

Το πρώτο νούμερο ---- υποδεικνύει την προστασία της συσκευής κατά της διείσδυσης στερεών αντικειμένων.

- 0 Χωρίς προστασία
- 1 Με προστασία κατά της διείσδυσης στερεών αντικειμένων διαμέτρου $\varnothing \geq 50$ mm
- 2 Με προστασία κατά της διείσδυσης στερεών αντικειμένων διαμέτρου $\varnothing \geq 12$ mm
- 3 Με προστασία κατά της διείσδυσης στερεών αντικειμένων διαμέτρου $\varnothing \geq 2,5$ mm
- 4 Με προστασία κατά της διείσδυσης στερεών αντικειμένων διαμέτρου $\varnothing \geq 1$ mm
- 5 Με προστασία κατά της σκόνης
- 6 Με πλήρη προστασία κατά της σκόνης

Το δεύτερο νούμερο --- υποδεικνύει την προστασία της συσκευής κατά της βροχής.

- 0 Χωρίς προστασία
- 1 Με προστασία κατά της κάθετης πτώσης σταγόνων νερού
- 2 Με προστασία κατά της βροχής με μέγιστη γωνία 15° επί καθέτου
- 4 Με προστασία κατά των πιτσιλισμάτων και προστασία νερού
- 5 Με προστασία κατά της ροής νερού
- 6 Με προστασία κατά της έντονης ροής νερού
- 7 Με προστασία κατά των παροδικών πλημμυρών
- 8 Με προστασία κατά της μακρόχρονης βύθισης

RUS

Первая цифра ---- указывает на защиту прибора от проникновения твердых тел.

- 0 Не защищен
- 1 Защищен от проникновения твердых тел $\varnothing \geq 50$ мм
- 2 Защищен от проникновения твердых тел $\varnothing \geq 12$ мм
- 3 Защищен от проникновения твердых тел $\varnothing \geq 2,5$ мм
- 4 Защищен от проникновения твердых тел $\varnothing \geq 1$ мм
- 5 Защищен от пыли
- 6 Полностью защищен от пыли

Вторая цифра --- указывает на защиту прибора от воды.

- 0 Не защищен
- 1 Защищен от попадания вертикальных капель воды
- 2 Защищен от дождевых струй под углом до 15° по вертикали
- 4 Защищен от брызг и попадания воды
- 5 Защищен от потоков воды
- 6 Защищен от сильных потоков воды
- 7 Защищен от проникновения воды при временном затоплении
- 8 Защищен от проникновения воды при длительном погружении.

CZ

První číslice (IP x...) označuje stupeň ochrany přístroje proti průniku pevných částic.

- 0 Nechráněno
- 1 Chráněno proti průniku pevných částic s $\varnothing \geq 50$ mm
- 2 Chráněno proti průniku pevných částic s $\varnothing \geq 12$ mm
- 3 Chráněno proti průniku pevných částic s $\varnothing \geq 2,5$ mm
- 4 Chráněno proti průniku pevných částic s $\varnothing \geq 1$ mm
- 5 Chráněno proti prachu
- 6 Kompletně chráněno proti prachu

Druhá číslice (IP ...x) označuje ochranu proti vnikání vlhkosti.

- 0 Bez ochrany.
- 1 Ochrana před svisle kapající vodou.
- 2 Ochrana před vodou kapající se sklonem do 15°.
- 3 Ochrana před vodou dopadající se sklonem 60° (dešti).
- 4 Ochrana před stříkající vodou.
- 5 Ochrana před tryskající vodou (tlakovou vodou).
- 6 Ochrana před intenzivně tryskající vodou.
- 7 Ochrana při dočasném ponoření.
- 8 Ochrana při trvalém ponoření.

BL

Първата цифра (IP x...) означава защита на уреда от попадане на твърди тела.

- 0 Без защита
- 1 Защита от попадане на твърди тела с $\varnothing \geq 50$ mm
- 2 Защита от попадане на твърди тела с $\varnothing \geq 12$ mm
- 3 Защита от попадане на твърди тела с $\varnothing \geq 2,5$ mm
- 4 Защита от попадане на твърди тела с $\varnothing \geq 1$ mm
- 5 защита от прах
- 6 Изцяло защитен от прах

Втората цифра (IPx...) указва нивото на защита от влага.

- 0 не е защитен
- 1 защитен от капеща вода
- 2 защитен от капеща вода под наклон до 15°
- 3 защитен от пръски вода
- 4 защитен от пръскаща вода
- 5 защитен от водна струя
- 6 защитен срещу обилни валежи
- 7 защитен от ефекта на потапяне
- 8 защитен при потапяне във вода



PL

Pierwsza cyfra (IP x...) oznacza zabezpieczenie urządzenia przed wnikaniem ciał stałych.

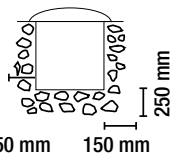
- 0 Niezabezpieczono
- 1 Zabezpieczono przed wnikaniem ciał stałych za pomocą $\varnothing \geq 50$ mm
- 2 Zabezpieczono przed wnikaniem ciał stałych za pomocą $\varnothing \geq 12$ mm
- 3 Zabezpieczono przed wnikaniem ciał stałych za pomocą $\varnothing \geq 2,5$ mm
- 4 Zabezpieczono przed wnikaniem ciał stałych za pomocą $\varnothing \geq 1$ mm
- 5 Zabezpieczono przed pyłem
- 6 Całkowicie zabezpieczono przed pyłem

Druga z cyfr kodu (IP x...) oznacza stopień ochrony przed wilgocią.

- 0 brak ochrony
- 1 chronione przed kroplami wody (kapiącymi pionowo)
- 2 ochrona przed kroplami wody padającymi pod kątem 15° z każdej strony
- 3 ochrona przed natryskującą wodą
- 4 ochrona przed rozbryzgującą się wodą
- 5 ochrona przed strumieniami wody
- 6 ochrona przed dużymi strumieniami wody
- 7 ochrona przed zanurzeniem krótkotrwałym w wodzie
- 8 ochrona przed całkowitym zalaniem wodą (zanurzeniem ciągłym)



Colocación del empotrable en el terreno
Placing sunken lighting in the ground
Installation de l'encastable sur le terrain



medidas mínimas de drenaje

ES COLOCACIÓN DEL EMPOTRABLE EN EL TERRENO

Todos los empotrables están previstos para una instalación en tierra o en cemento. Evite siempre colocarlo en vaguadas o depresiones del terreno.

Coloque la caja de empotrar rodeada de material de sujeción para evitar que se incline o se hunda. Por debajo y alrededor de la caja de empotrar debe existir una capa de grava para drenaje (ver dibujo). Un drenaje correcto debe permitir la absorción de 5 litros de agua en 8 minutos.

El cristal puede alcanzar temperaturas elevadas por lo tanto evite el contacto con personas o cosas.

Es aconsejable limpiar frecuentemente el exterior del aparato para evitar así que materiales extraños impidan la disipación del calor con la consiguiente alteración de los componentes y pérdida de estanqueidad.

Siga detenidamente las instrucciones de instalación y montaje así como las recomendaciones de mantenimiento.

ENG PLACING SUNKEN LIGHTING IN THE GROUND

All sunken lights are ready for installing in the ground or in cement. Always ensure that they are not placed in watercourses or depressions in the ground.

Position the mounting box surrounded by the fastening material to ensure that it does not tip or fall over. There must be a layer of gravel below and around the mounting box for draining purposes (see drawing). Correct drainage should allow 5 litres of water to be absorbed within 8 minutes.

The glass can reach high temperatures, so contact with people and objects should be avoided.

We recommend that the outside of the apparatus be cleaned regularly to stop foreign materials from preventing the dissipation of heat which leads to changes in the components and a loss of watertightness.

Follow the installation and assembly instructions and maintenance recommendations very carefully.

FR INSTALLATION DE L'ENCASTRABLE SUR LE TERRAIN

Tous les luminaires encastrables sont prévus pour une installation dans la terre ou le ciment. Évitez toujours de les installer dans des lignes de creux ou des dépressions du terrain.

Installer le boîtier d'encastrement avec ses supports afin d'éviter qu'il ne soit incliné ni trop enfoncé. Sous le boîtier d'encastrement et autour de celui-ci, il doit y avoir une couche de gravier pour le drainage (voir dessin). Un drainage correct doit permettre l'absorption de 5 litres d'eau en 8 minutes.

Le verre peut atteindre des températures élevées, évitez par conséquent tout contact avec les personnes ou des objets.

Il est conseillé de nettoyer fréquemment l'extérieur de l'appareil, afin d'éviter que des corps étrangers n'empêchent la dissipation de la chaleur puis l'altération des composants et la perte d'étanchéité.

Suivez attentivement les instructions d'installation et de montage, ainsi que les recommandations de maintenance.

ES LIMPIEZA Y MANTENIMIENTO DEL ACERO INOXIDABLE

Le aconsejamos que siga las siguientes recomendaciones para la conservación y mantenimiento de todos aquellos artículos fabricados en acero inoxidable.

En zonas industriales o costeras se pueden producir corrosiones localizadas por acumulaciones de contaminantes llevados por el aire, asegúrese que se eliminen dichos contaminantes utilizando un paño húmedo o una gamuza. En caso de suciedad más difícil le recomendamos que utilice un limpiador que incluya ácido fosfórico siempre con el uso de estropajos o cepillos suaves de nylon, nunca usar estropajos de acero.

La frecuencia de limpieza que le recomendamos para una suciedad moderada es de 6-12 meses y de 3 meses cuando es más abundantes. Especialmente en ambientes que recojan las siguientes condiciones:

- Atmósferas marinas.
- Ambientes cargados de contaminantes industriales.
- Suciedad atmosférica y del tráfico.

ENG CLEANING AND MAINTENANCE OF STAINLESS STEEL

It is advisable to follow the recommendations listed below for the correct maintenance and upkeep of all products manufactured from stainless steel

- In industrial or coastal areas localized corrosion can be caused by the accumulation of contaminants carried by the air. By using a cloth or duster will insure the elimination of these contaminants. In the case dirt which is more difficult to remove, it is recommended the use of a cleaner which includes phosphoric acid, ensuring that a scrubber or soft nylon brush is used, never use a steel scrubber.
- It is recommendable to clean stainless steel every 6 to 12 months for average dirt and every 3 months for more severe cases. Especially in the following atmospheric conditions
 - Marine atmospheres.
 - Atmospheres which contain a lot of industrial contaminants.
 - Atmospheric and traffic pollution.

FR NETTOYAGE ET ENTRETIEN DE L'ACIER INOXYDABLE

Nous vous conseillons de suivre les suggestions pour la conservation et entretien de tous les articles fabriqués en acier inoxydable.

- Dans les zones industrielles ou proches au littoral, il peut s'y produire des corrosions localisées par l'accumulation de contaminants apportés par l'air, assurez-vous que ces contaminants puissent s'éliminer avec un torchon humide ou une peau de chamois. En cas de saleté plus difficile, nous vous conseillons d'utiliser un nettoyeur à base d'acide phosphorique, toujours à utiliser avec des tampons à récurer ou des brosses douces en nylon, ne jamais utiliser de tampons à récurer en acier.
- La fréquence de nettoyage que nous vous conseillons pour une saleté modérée est de 6 à 12 mois et de 3 mois quand celle-ci est plus abondante. Surtout dans les ambiances avec les conditions suivantes:
 - Atmosphères marines.
 - Ambiances chargées de contaminants industriels.
 - Saleté atmosphérique et de circulation.

- ES** La información referente a nuestros productos puede ser modificada con el fin de mejorar las características técnicas o de diseño. Faro Barcelona se reserva el derecho de anular o modificar cualquier modelo sin previo aviso y sin que sea motivo de reclamaciones.
- ENG** The technical information detailed in our catalogue can be modified in order to improve the features or design of our products. Faro Barcelona keeps the right to cancel or modify any model without prior notice and without any cause for complaints.
- FR** L'information qui se réfère à nos produits peut être modifiée afin d'améliorer les caractéristiques technique ou de design. Faro Barcelona se réserve le droit d'annuler ou de modifier n'importe quel modèle sans préavis et sans que cela soit motif de réclamations.
- POR** A informação referente aos nossos produtos pode ser modificada com o fim de melhorar as características técnicas ou de desenho. A Faro Barcelona reserva-se o direito de anular ou modificar qualquer modelo sem aviso prévio e sem que seja motivo de reclamações.
- GER** Die Information über unsere Produkte kann im Zusammenhang mit den Verbesserungen ihrer technischen Eigenschaften und ihres Designs jederzeit geändert werden. Faro Barcelona behält sich das Recht vor, seine Modelle jederzeit und ohne vorherige Ankündigung vom Markt zu nehmen, ohne dass sich daraus ein Anrecht auf Beschwerden ableiten könnte.
- NL** De informatie over onze producten kan gewijzigd worden met als doel de technische eigenschappen of het design te verbeteren. Faro Barcelona behoudt zich het recht voor onaangekondigd modellen te schrappen of te wijzigen en zonder dat dit aanleiding tot een klacht vormt.
- IT** La informazione che si riferisce ai nostri articoli può essere soggetta a modifiche con il fine di migliorare le caratteristiche, tecniche o di design, dei nostri prodotti. Faro Barcelona si riserva il diritto di annullare o modificare qualsiasi modello senza previo avviso e senza che sia motivo di reclami.
- GRK** Οι πληροφορίες σχετικά με τα προϊόντα μας ενδέχεται να τροποποιηθούν με στόχο τη βελτίωση των τεχνικών χαρακτηριστικών ή του σχεδίου. Η Faro Barcelona διατηρεί το δικαίωμα ακύρωσης ή τροποποίησης οποιουδήποτε μοντέλου χωρίς προηγούμενη προειδοποίηση και χωρίς αυτό να αποτελεί αιτία απαίτησης επιστροφής χρημάτων.
- RUS** Информация относящаяся к нашей продукции может быть модифицирована с целью улучшить технические или внешние характеристики. Faro Barcelona сохраняет за собой право аннулировать или модифицировать любую модель без предупреждения и без того что это послужит причиной для жалоб.
- CZ** Technické informace uvedené v katalogu mohou být modifikovány za účelem zdokonalování vlastností svítidel nebo jejich designu. Producent Faro Barcelona si vyhrazuje právo konstrukčních změn nabízených modelů bez předcházejícího oznámení a tato skutečnost nemůže být předmětem jakékoliv stížnosti či reklamace
- BL** Техническата информация, представена в нашият каталог, може да бъде променяна с цел да подобри представянето или дизайна на продуктите. Фаро Барселона си запазва правото да отменя или променя всеки модел без предварително осведомяване и без това да се счита причина за оплаквания.
- PL** Informacje techniczne wyszczególnione w naszym katalogu mogą być modyfikowane w celu poprawienia właściwości lub wzornictwa produktów. Faro Barcelona ma prawo do anulowania i modyfikowania każdego z modeli bez uprzedniego informowania i nie przyjmuje skarg z tego tytułu.

ES

Las condiciones, características y precios de los productos que aparecen en este catálogo son los vigentes en la fecha de impresión del catálogo salvo error tipográfico y están sujetos a posibles modificaciones.
Los precios mostrados son precios de venta al público (PVP).

IVA NO INCLUIDO EN TARIFA

Tarifa válida para Alemania, Bélgica, España, Francia, Grecia, Holanda y Portugal.

Previa comunicación a Lorefar sólo se aceptará la mercancía devuelta por defectuosa, nunca por cristales rotos o falta de algún componente. En estos casos rogamos se pongan en contacto con nosotros para enviarles urgentemente las piezas requeridas. No se admitirán cambios ni devoluciones de mercancía en buen estado. En caso de aceptación explícita por parte de Lorefar, a su recepción y comprobación se emitirá un cargo del 20% en concepto de depreciación y clasificación de la mercancía.

ENG

The conditions, technical characteristics and prices of the products that appear in this catalogue are the effective ones in the date of impression of the catalogue except for typographical error and are subject to possible changes.
The catalogue prices are public prices.

RATES DO NOT INCLUDE VAT.

Prices valid for: Belgium, France, Greece, Germany, Holland, Portugal and Spain.

Returned goods shall only be accepted, after prior notice being given to LOREFAR, on the grounds of being defective and never on the basis of broken glass or missing parts. In such cases, please contact us so that we can send you the required parts as a matter of urgency.

Exchanges or returns of goods in good condition will not be accepted. In the event of express acceptance by LOREFAR, a 20% charge shall be incurred, on receipt and checking, for depreciation and classification of the goods.

FR

Les conditions, caractéristiques et prix des produits qui apparaissent dans ce catalogue sont celles en vigueur à la date d'impression du catalogue sauf erreur typographique et sont susceptible d'être modifiées ultérieurement.
Les prix du catalogue son les prix de vente public .

IVA NON COMPRISE DANS LE TARIF.

Tarif valable pour la France, l'Allemagne, la Belgique, l'Espagne, la Grèce, les Pays-Bas et le Portugal.

Seule sera acceptée en retour la marchandise défectueuse, et ce après communication à LOREFAR. LOREFAR n'acceptera jamais de retour pour du verre brisé ou pour l'absence d'un composant quelconque. Dans ces derniers cas, nous vous prions de vous mettre en contact avec nous afin que nous vous fassions parvenir dans les plus brefs délais les pièces nécessaires.

La marchandise en bon état ne sera ni reprise ni échangée. En cas d'acceptation explicite de sa part, LOREFAR retiendra 20% au titre de la dépréciation et de la classification du produit.

POR

As condições, características e preços dos produtos que aparecem neste catálogo são os vigentes na data de impressão do catálogo salvo erro tipográfico e estão sujeitos a possíveis modificações. Os preços mostrados são preços de venda ao público (PVP).

IVA NÃO INCLuíDO NA LISTA DE PREÇOS

Lista de preços válida para Alemanha, Bélgica, Espanha, França, Grécia, Holanda e Portugal.

Mediante comunicação prévia à Lorefar, apenas se aceitará a mercadoria devolvida por defeito, nunca por vidros partidos ou falta de algum componente. Nestes casos pedimos que entrem em contacto conosco para lhes enviarmos urgentemente as peças requeridas.

Não serão admitidas alterações nem devoluções de mercadoria em bom estado. Em caso de aceitação explícita por parte da Lorefar, na sua recepção e comprovação emitir-se-á um débito de 20% a título de depreciação e classificação da mercadoria.

GER

Die Bedingungen, Eigenschaften und Preise der Produkte in diesem Katalog gelten zum Datum der Drucklegung des Katalogs vorbehaltlich Druckfehler und können jederzeit geändert werden. Diese Preise gelten für den Direktverkauf an den Kunden.

DIE MEHRWERTSTEUER IST NICHT IN DEN PREISEN EINGESCHLOSSEN

Preisliste gültig für Deutschland, Belgien, Spanien, Frankreich, Griechenland, Holland und Portugal.

Nach vorheriger Kommunikation kann Lorefar die Rücklieferung von schadhafter Ware akzeptieren, jedoch niemals wegen beschädigten Glas-teilen oder fehlenden Komponenten. In letzteren Fällen setzen Sie sich bitte zwecks schneller Zusendung der notwendigen Teile in Verbindung.

Wir tauschen keine Waren in gutem Zustand um oder nehmen sie zurück. Bei ausdrücklicher Annahme durch Lorefar nach Erhalt und Überprüfung stellen wir Ihnen 20% des Preises für Wertverminderung und Handhabung der Ware in Rechnung.

NL

De voorwaarden, eigenschappen en prijzen van de producten in deze catalogus zijn geldig op het moment van druk van de catalogus tenzij sprake is van een drukfout. Zij zijn onderhevig aan mogelijke wijzigingen. De getoonde prijzen betreffen verkoopprijzen.

Btw NIET BIJ DE PRIJS INBEGREPEN

Prijzen gelden voor Duitsland, België, Spanje, Frankrijk, Griekenland, Nederland en Portugal.

Lorefar aanvaardt uitsluitend defecte teruggezonden goederen nadat zij hierover van tevoren op de hoogte is gesteld. Dit geldt niet voor gebroken glas of het ontbreken van onderdelen. In deze gevallen wordt u verzocht met ons contact op te nemen zodat wij u zo snel mogelijk de gewenste onderdelen kunnen toezenden.

Ruilen of terugsturen van goederen in correcte staat is niet toegestaan. In geval van uitdrukkelijke aanvaarding door Lorefar wordt bij ontvangst en controle een heffing van 20% voor waardevermindering en classificatie van de goederen toegepast.

IT

Le condizioni, caratteristiche e prezzi dei prodotti che compaiono in questo catalogo sono quelli vigenti alla data della stampa del catalogo ad eccezione di errori tipografici e sono soggetti a possibili modificazioni.
I prezzi indicati sono prezzi di vendita al pubblico.

IVA NON INCLUSA IN LISTINO.

Tariffa non valida per l'Italia.

LOREFAR accetta previa comunicazione, solo la merce restituita perché difettosa; in nessun caso accetterà la merce restituita per presenza di verti rotti o per mancanza di qualche componente. In questi casi vi preghiamo di contattarci per potervi mandare al più presto i pezzi richiesti.

Non si effettuano cambi né si ammettono restituzioni di merci in buono stato. In caso di accettazione esplicita da parte di LOREFAR, al momento del ricevimento e della verifica della merce si emetterà un addebito del 20% a titolo di deprezzamento e classificazione.

GRK

Οι όροι, τα χαρακτηριστικά και οι τιμές των προϊόντων που παρουσιάζονται σε αυτόν τον κατάλογο είναι αυτά που ισχύουν κατά την ημερομηνία της εκτύπωσης του καταλόγου, εκτός τυπογραφικών λαθών, και υπόκεινται σε αλλαγές. Οι τιμές που εμφανίζονται είναι τιμές λιανικής.

Ο ΦΠΑ ΔΕΝ ΣΥΜΠΕΡΙΛΑΜΒΑΝΕΤΑΙ ΣΤΗΝ ΤΙΜΗ

Η τιμή ισχύει για τη Γερμανία, το Βέλγιο, την Ισπανία, τη Γαλλία, την Ελλάδα, την Ολλανδία και την Πορτογαλία.

Μετά από συνεννόηση με τη Lorefar, γίνονται αποδεκτές επιστροφές μόνο αν πρόκειται για ελαττωματικά εμπορεύματα και όχι για θραύση κρυστάλλων ή απουσία κάποιου στοιχείου. Στις περιπτώσεις αυτές, παρακαλούμε να έρθετε σε επαφή μαζί μας για να σας στείλουμε επείγοντως τα απαιτούμενα μέρη.

Δεν γίνονται αποδεκτές αλλαγές ή επιστροφές για εμπορεύματα σε καλή κατάσταση. Σε περίπτωση ρητής αποδοχής εκ μέρους της Lorefar, κατά την παραλαβή και τον έλεγχο τους θα πραγματοποιηθεί χρέωση 20% για έξοδα απόσβεσης και ταξινόμησης των εμπορευμάτων.

RUS

Условия, характеристики и цены на изделия, указанные в данном каталоге, действительны на дату его выпуска, за исключением опечаток в каталоге, и могут быть изменены. В каталоге указаны розничные цены.

БЕЗ УЧЕТА НДС

Цены действительны для Германии, Бельгии, Испании, Франции, Греции, Голландии и Португалии.

В соответствии с правилами, компания Lorefar принимает возврат изделий только при наличии дефектов, но ни в коем случае не при разбитии стекла или отсутствии какой-либо детали. В таком случае, пожалуйста, свяжитесь с нами, чтобы мы отправили вам необходимые детали.

Товар в рабочем состоянии не подлежит обмену или возврату. В случае подтверждения компанией Lorefar наличия дефектов, после возврата и проверки, начисляется 20% стоимости с учетом амортизации и классификации товаров.

CZ

Podmínky, technické specifikace a ceny produktů uvedené v katalogu jsou platné ke dni vydání katalogu. Producent si vyhrazuje právo konstrukčních změn nabízených modelů, pokud tyto nepovedou k zásadním změnám charakteru výrobků. Informace z tohoto katalogu postrádají platnosti v den vydání katalogu nového (2012).

VŠECHNY CENY JSOU UVEDENY BEZ DPH .

Zboží může být vráceno pouze po předchozím souhlasu od společnosti BRILUM.CZ s.r.o. , na základě poruchy nebo vady ovšem nikdy na základě poškozeného skla nebo chybějícího dílu. V takových případech nás, prosím, kontaktujte, abychom

Vám mohli požadované části svítidel urgentně zaslat. Výměny nebo vrácení zboží v dobrém technickém stavu je nepřijatelné.

BL

Условијата, техничките карактеристики и цените на продуктите показани в този каталог са ефективни към датата на отпечатването на каталога, с изключение на грешки при отпечатване и са обект на възможни промени.

Цените в каталога са публичните цени.

ЦЕНИТЕ НЕ ВКЛЮЧВАТ ДДС.

Цените са валидни за: Белгия, Франция, Гърция, Германия, Холандия, Португалия и Испания.

Връщане на закупена стока ще да бъдат приета единствено след писмено осведомяване на ЛОРЕФАР на основание дефекти и в никакъв случай на основание счупено стъкло или липсващи части. В такива случаи моля свържете те с нас, за да ви изпратим липсващите части по спешност.

Размяна или връщане на стока в добро състояние няма да бъде извършвана. В случай на спешно приемане от ЛОРЕФАР 20 % такса ще бъде наложена за приемане и проверка, за обезценяване и класификация на продуктите.

PL

Warunki, opis techniczny oraz ceny artykułów , które pojawiają się w katalogu są aktualne do czasu przedruku katalogu za wyjątkiem pomylek w druku, które podlegają ewentualnej zmianie. Ceny w katalogu są cenami publicznymi.

CENY NIE ZAWIERAJĄ STAWKI VAT.

Ceny są obowiązujące dla: Belgii, Francji, Grecji, Niemiec, Holandii, Portugalii i Hiszpanii.

Ewentualne zwroty mogą być zaakceptowane po uprzedniej zgodzie przez Lorefar na podstawie stwierdzenia , że są wadliwe, nigdy nie przyjmowane są zwroty artykułów, z powodu stłuczenia szkła czy brakujących części, w tym przypadku prosimy o kontakt w celu wysłania potrzebnych części w trybie natychmiastowym.

Wymiany lub zwroty artykułów w dobrym stanie nie będą zaakceptowane. W przypadku wyraźnej akceptacji przez Lorefar, 20% opłaty może być poniesione na otrzymanie i sprawdzenie, w celu sklasyfikowania uszkodzenia artykułu.



CÓMO PRESENTAMOS NUESTROS PRODUCTOS
HOW WE PRESENT OUR PRODUCTS
COMMENT NOUS PRESENTONS NOS PRODUITS



Ref.	Pag.	Ref.	Pag.	Ref.	Pag.	Ref.	Pag.
19020	153	70063	250	70484	300	70569	108
19021	153	70080B	240	70485	300	70580	112
19024	153	70081N	240	70486	300	70595	150
19026	152	70082A	240	70487	300	70596	145
19027	152	70090	248	70490	302	70597	145
19040	154	70091	248	70491	302	70599	138
19041	154	70092	248	70498	305	70600	136
19042	154	70093	248	70499	305	70602	136
19043	154	70112	121	70511	110	70603	136
19044	154	70118	122	70512	110	70604	134
19045	154	70119	122	70516	112	70606	133
46060	138	70120	124	70517	114	70607	133
68102	215	70121	124	70520	313	70609	137
70000	249	70126	122	70522	118	70619	306
70001	249	70128	120	70523	118	70623	178
70005	246	70129	120	70524	126	70628	249
70006	251	70130	126	70525	126	70629	101
70007	251	70131	126	70530	308	70630	100
70008	247	70132	125	70531	308	70631	100
70009	247	70210	246	70535	308	70632	134
70011	240	70211	246	70537	148	70633	135
70012	240	70218	250	70541	132	70640	96
70013	242	70219	250	70542	147	70641	96
70016	239	70400	128	70543	144	70650	123
70017	238	70401	128	70544	147	70651	106
70018	238	70457	142	70545	148	70652	104
70019	238	70458	142	70547	138	70653	104
70021	251	70459	142	70548	146	70654	104
70023	243	70460	132	70549	146	70680	192
70024	242	70461	132	70551	116	70681	192
70030	244	70462	143	70552	116	70688	180
70031	244	70463	143	70556	111	70689	191
70032	244	70464	142	70557	117	70690	193
70033	244	70465	149	70558	130	70692	206
70034	249	70466	149	70559	130	70694	195
70040B	245	70467	151	70561	131	70696	198
70041N	245	70468	308	70562	130	70697	198
70042N	245	70471	125	70563	130	70699	212
70043B	245	70472	125	70565	174	70700	212
70051	248	70474	125	70566	108	70701	206
70061	248	70475	125	70567	108	70702	199
70062	250	70476	125	70568	108	70703	88

1
2
3
4
5
6
7
8
 información, simbología, índice | information, symbols, index | information, symboles, index

Ref.	Pag.	Ref.	Pag.	Ref.	Pag.	Ref.	Pag.
70705	88	70921	115	71235	189	71420	293
70708	88	70922	102	71236	188	71421	293
70713	198	70925	103	71237	186	71424	297
70714	198	70926	102	71240	227	71433	217
70715	191	71000	218	71241	227	71436	217
70716	191	71001	218	71250	226	71476	162
70717	217	71002	219	71251	226	71480	162
70719	192	71003	219	71260	222	71481	162
70720	190	71004	219	71261	222	71483	161
70721	190	71005	172	71270	223	71485	160
70722	193	71006	172	71271	223	71486	160
70725	174	71007	172	71340	220	71488	158
70742	58	71008	172	71341	220	71489	158
70743	58	71010B	228	71350	223	71490	163
70744	60	71011N	228	71351	223	71491	163
70745	60	71109	266	71360	221	71492	159
70746	60	71110	267	71361	221	71493	144
70747	60	71111	269	71362	168	71495	156
70748	58	71112	269	71368	195	71496	140
70749	58	71113	270	71369	195	71497	140
70750	307	71114	270	71370	194	71498	140
70753	98	71116	272	71373	195	71499	140
70754	98	71117	272	71375	163	71500	226
70802	196	71118	273	71376	205	71501	226
70803	196	71128	266	71377	204	71502	226
70804	197	71129	266	71378	196	71503	226
70805	197	71138	268	71379	196	71504	226
70806	215	71139	268	71382	234	71505	226
70807	194	71140	254	71383	234	71506	159
70808	194	71141	254	71384	184	71513	231
70809	185	71142	254	71385	184	71514	231
70810	185	71143	255	71386	191	71515	231
70887	183	71148	211	71389	234	71516	166
70888	182	71151	170	71390	234	71517	166
70890	180	71152	170	71391	236	71540	224
70891	178	71153	170	71392	236	71541	224
70892	119	71202	176	71393	236	71542	224
70893	113	71203	176	71395	90	71543	224
70899	182	71204	177	71400	220	71544	224
70905	249	71232	186	71401	220	71545	224
70919	106	71233	186	71410	220	71550	221
70920	114	71234	188	71411	220	71551	221

Ref.	Pag.	Ref.	Pag.	Ref.	Pag.	Ref.	Pag.
71552	221	72070	218	73236	85	73531	282
71553	221	72071	218	73237	85	73532	283
71554	221	72080	218	73238	85	73534	282
71555	221	72081	218	73254	86	73536	285
71601	296	72236	208	73255	86	73546	284
71605	296	72239	208	73256	87	73556	284
71606	296	72242	208	73260	84	73571	292
71988	82	72243	208	73261	84	73572	292
71989	82	72244	209	73265	76	73574	292
71990	82	72247	210	73266	76	73660	295
71991	82	72248	210	73267	73	73670	295
71992	80	72250	213	73268	73	74101	278
71993	80	72256	204	73271	74	74102	279
71994	80	72260	200	73272	74	74104	278
71995	80	72261	200	73280	77	74107	280
71996	82	72262	200	73281	77	74108	280
71997	83	72263	293	73282	73	74121	278
71998	80	72264	178	73283	73	74122	279
71999	82	72310	90	73284	74	74127	280
72000	224	73100	310	73285	74	74128	280
72001	224	73101	310	73305	294	74131	276
72002	225	73103	312	73315	294	74132	274
72003	225	73109	304	73316	294	74134	274
72004	202	73110	304	73397	287	74137	276
72005	202	73111	312	73398	287	74138	277
72006	203	73112	312	73402	286	74216	264
72007	203	73113	313	73404	287	74217	264
72009	203	73115	286	73411	287	74218	265
72010	222	73116	286	73412	286	74225	262
72011	222	73117	310	73413	286	74226	262
72012	222	73118	311	73414	287	74228	263
72013	222	73131	230	73431	288	74229	263
72014	202	73150	313	73432	288	74252	262
72020	228	73153	214	73433	289	74254	262
72022	228	73163	214	73434	288	74257	263
72025	216	73164	214	73436	290	74258	263
72026	216	73196	92	73438	290	74261	297
72027	207	73206	78	73440	92	74265	256
72030	230	73207	78	73450	92	74266	256
72031	230	73208	78	73456	291	74267	258
72032	230	73209	78	73460	92	74268	258
72033	230	73235	85	73526	284	74269	259

Ref.	Pag.	Ref.	Pag.	Ref.	Pag.
74296	295	74403	28	75007	62
74298	295	74405	28	75100	30
74350	36	74407	32	75101	30
74351	36	74408	32	75102	30
74352	36	74409	33	75103	30
74353	37	74410	34	75203	300
74354	38	74411	34	75204	300
74355	38	74412	34	75205	300
74356	40	74413	34	75206	300
74357	40	74420	64	75207	300
74358	41	74421	64	75208	300
74359	40	74425	70	75209	300
74360	42	74426	70	75210	300
74361	42	74428	21	75211	300
74362	42	74429	21	75212	300
74363	43	74430	21	75213	300
74364	44	74431	22	75214	300
74365	44	74432	21		
74366	46	74432+74428	26		
74367	46	74432+74429	24		
74368	46	74433	21		
74369	48	74433+74428	27		
74370	48	74433+74429	24		
74380	56	74433+74430	23		
74381	56	74434	21		
74382	55	74434+74428	26		
74383	54	74434+74429	25		
74384	54	74434+74430	22		
74385	54	74435	21		
74386	56	74435+74428	26		
74387	260	74435+74429	24		
74388	260	74435+74430	22		
74389	260	74436	21		
74390	261	74436+74428	26		
74391	50	74436+74429	24		
74392	50	74436+74430	22		
74393	52	75000	66		
74394	52	75001	68		
74395	53	75002	66		
74400	169	75003	68		
74401	168	75005	62		
74402	28	75006	62		

Mod.		Pag.	Mod.		Pag.	Mod.		Pag.
Abres	NEW!	180	Cripta		219	Hevia	NEW!	102
Adyar	NEW!	180	Cronos-1		214	Huron	NEW!	62
Agar		313	Cross-1		36	Inca		313
Agra		98	Cross-2		42	Indi		134
Alnus		242	Crossby	NEW!	142	Ion		184
Amura		230	Cruber-1 RGB		151	Jeff	NEW!	130
Áncora		168	Cruber-3	NEW!	150	Kamal		111
Apolo		251	Curtis	NEW!	143	Kanda		106
Aral		149	Dado		296	Keenan		138
Arco		223	Dakron		193	Kit anticonta. lumínica		48
Areo	NEW!	123	Dakyu		192	Klamp		32
Argot		297	Delta		212	Klar		304
Aristo		92	Derby		224	Kon		90
Arno		188	Deva		118	Konic		240
Askot		228	Dexter		72	Kubick		191
Aura		114	Didot		195	Kuiper		146
Baikal		120	Diepe	NEW!	178	Kuna		204
Balda		305	Dora		216	Lacre		196
Ball	NEW!	302	Dorval		200	Lama		197
Bell	NEW!	80	Dragma		168	Landai	NEW!	128
Beta		138	Driza		211	Lastres		293
Big		251	Dublín		292	Latina		195
Blub's	NEW!	22	Duero		186	Led-8		308
Boletus		50	Egeo		122	Led-9		308
Bonn		198	Esca		162	Le Pacha		78
Boss		174	Estay		222	Led-10		148
Brezo-PIR		249	Estoril		254	Led-12		132
Brindisi		262	Fedon		198	Led-13		147
Brugo-PIR		249	Fenes		202	Led-14		144
Cádiz		282	Filter		132	Led-15		147
Cala		221	Flame	NEW!	64	Led-16		148
Canon	NEW!	108	Flipper		306	Led-17		144
Capri	NEW!	174	Future	NEW!	166	Led-18		140
Cartago		86	Gabón		191	Led-19		145
Carter		132	Garda		126	Leva	NEW!	119
Cedro		247	Garten		310	Ley		194
Circle-2		206	Gauss		112	Lio		158
Citrus	NEW!	130	Geo		136	Lipo		220
City		206	Godo		114	Liso		163
Copo		220	Grid		217			
Coto		85	Gruta		194			
Crata	NEW!	108	Hepta		226			

Mod.	Pag.	Mod.	Pag.	Mod.	Pag.
Luxstar	238	Óvalo	218	Surat	NEW! 90
Madol	NEW! 242	Pacto-4	246	Talio	214
Maipu	207	Padua	295	Tarraco	84
Mara	196	Palm	70	Tasa	215
Marat	116	Palo-P	233	Tecno	158
Maya	210	Paris	288	Terra	221
Menta	218	Park	236	Teruel	278
Mérida	256	Parma	294	Tesco	172
Metric	163	Paseo	224	Tess	112
Michigan	NEW! 122	Paterna	295	Tiras de led	152
Mikro	244	Pistón	194	Titán	240
Mini-Contra	136	Pola-1	230	Toledo	274
Mini-Geo	136	Polar	192	Tono	313
Mini-Project	234	Primo	240	Tor-2	137
Mirto	218	Proa	169	Torla	106
Mistu	NEW! 26	Project	234	Tosca	134
Mol	190	Proteus	146	Trial	54
Mosco	192	Rabat	NEW! 96	Tride	246
Muffin	NEW! 24	Racing	133	Turmix	88
Mural	249	Radio	226	Vector	124
Myra	213	Rattan	176	Verno	92
Mysore	162	Rida	191	Vertex	178
Natron	183	Rondo	228	Viena	286
Nauta	264	Rubyk	195	Wally	297
Náutica	266	Saco	220	West	182
Nebel	126	Sansón	250	Willy	117
Negus	198	Satta	250	Wilma	NEW! 66
Nelson	NEW! 178	Sena	110	Yen	NEW! 193
Neo	100	Sentinel	NEW! 30	Zenit	NEW! 245
Newport	NEW! 170	Set	215	Ziba	248
Nono	222	Seto	217	Zolta	248
Nuk	NEW! 300	Sil	NEW! 121		
Nupo	185	Sol	260		
Nyasa	149	Spike-1	310		
Oblo	203	Spike-2	311		
Olmo	251	Spot	216		
Onda	124	Square	NEW! 104		
Onis	113	Steel	208		
Orly	293	Stein	307		
Osmio	214	Store	132		
Otur	115	Sula	128		
Ova	204	Suma	NEW! 58		



LOREFAR
Calle Dinámica, 1
08755 Castellbisbal
Barcelona, Spain

Tel. Comercial (Nacional)
902 165 166
Fax. Comercial (Nacional)
937 720 018

Tel. Comercial (Export)
+34 937 723 965
Fax. Comercial (Export)
+34 937 723 967

Tel. Administración
+34 937 723 961
faro@lorefar.com
www.faro.es